



WINSFEED

DIPOSPRO^B

COPY END MILL FOR FINISHING
12L8/M8/N8

**FINISH MILL WITH
BARREL-SHAPED INSERT**

- *Double-sided, four-corner barrel insert*
- *2 radius sizes R20/R30*
- *Great roughness*
- *Large path distance = short machining times*



Product Overview

Ingersoll introduces the DiPosPro^B barrel insert line for higher productivity finishing.

The DiPosPro^B insert CNHJ is a double-sided, four-corner barrel insert for semi-finishing and finishing applications on side walls from 37°-90°. The same pitch machining is achieved by a large radius cutting edge that produces great surface roughness. So far, classic round plate tools have been used, but thanks to the special barrel shape of the insert cutting edge, higher path distances and infeeds can be achieved, whereby at least the same surface quality is maintained.

The insert-type cutter has more teeth and a larger diameter, which boosts productivity while maintaining a smooth surface. The cutting edges of the CNHJ insert are made by a coating process for extremely sharp cutting edges, while its precision grinding feature is employed for precise runout and to produce parts with excellent surface finishes. The insert-type cutter has more teeth and a larger diameter, which boosts productivity while maintaining a smooth surface.

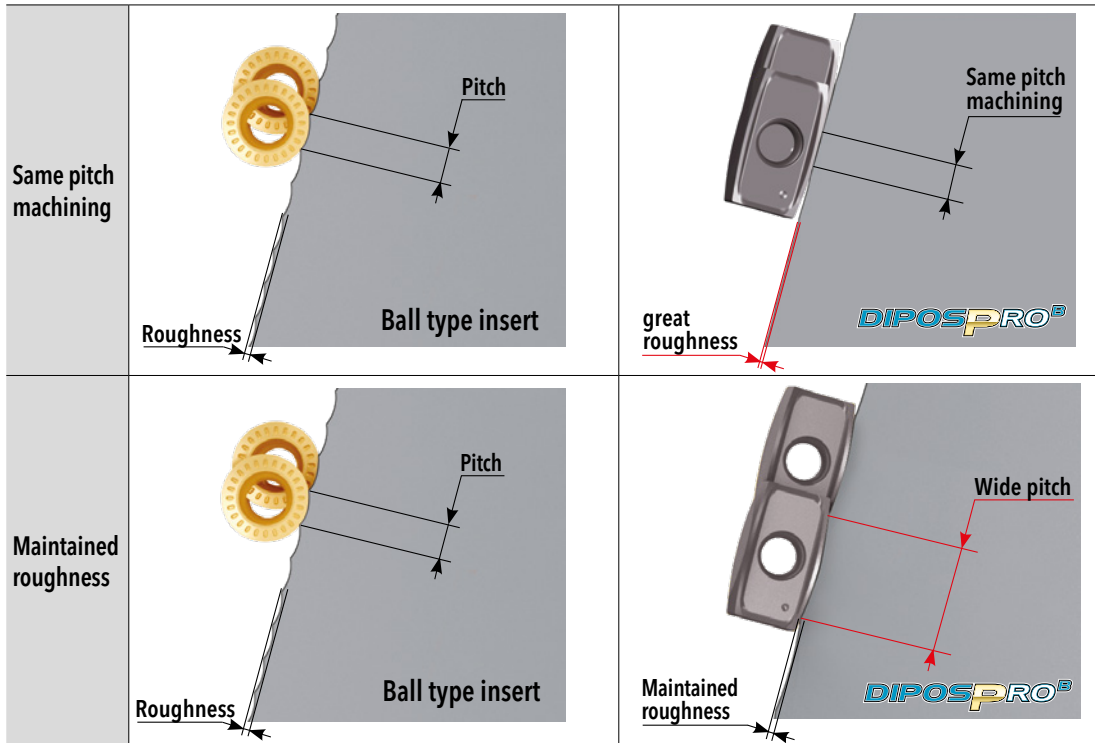


To use barrel inserts on 5-axis machining centers, CAM software is required.



Technical Features





- Economical double-sided 4-corner inserts
- Larger radius cutting edge
 - Improved surface roughness
 - Wider pitch machining means higher productivity



- Cutters available in a wide variety of entering angles

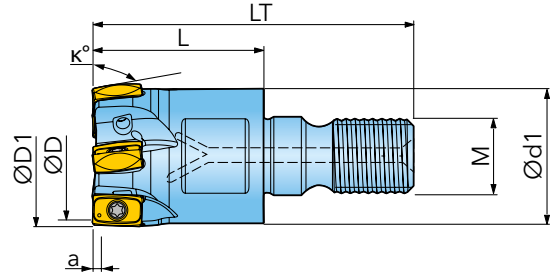


- Cutter diameter range according to entering angle

Insert	Cutter		
	12L8...	12M8...	12N8...
			
CNHJ06	Ø12 - Ø25	Ø16 - Ø25	Ø16 - Ø20
CNHJ12	Ø20 - Ø32	Ø20 - Ø32	Ø32

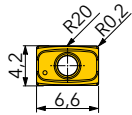
DIPOSPRO^B COPY MILL FOR FINISHING 12L8D...X

WITH SCREW-IN TYPE ADAPTION



Designation	D	D1	d1	LT	L	κ	a	M	Z		
12L8D012017X4R00	10,95	12	11	31,5	17	80-90	1,2	M6	3	✓	0,075
12L8D016023X5R00	14,95	16	13	40,5	23	80-90	1,2	M8	4	✓	0,085
12L8D020023X6R00	18,95	20	18	43,0	23	80-90	1,2	M10	5	✓	0,110
12L8D025027X7R00	22,95	25	21	49,0	27	80-90	1,2	M12	7	✓	0,140

CNHJ060220



Designation	fz(min/max)	Design	Grade	IN2006						
CNHJ060220	0,07/0,15	positive geometry R20								

● = P ● = M ● = K ● = N ● = S ○ = H

SPARE PARTS

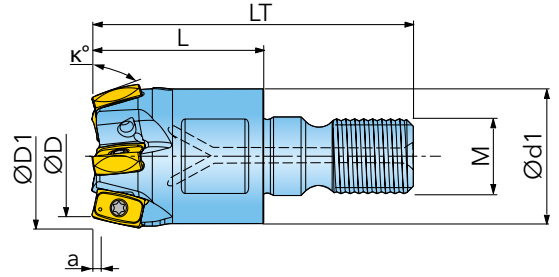


SM18-041-00 (0,5Nm) TXPLUS06x90-B

① = insert screw ② = Torx-bit

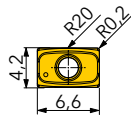
DIPOSPRO^B COPY MILL FOR FINISHING 12M8D...X

WITH SCREW-IN TYPE ADAPTION



Designation	D	D1	d1	LT	L	κ	a	M	Z		
12M8D016023X5R00	12,75	16	13	40,5	23	69-81	1,2	M8	4	✓	0,085
12M8D020023X6R00	16,75	20	18	43,0	23	69-81	1,2	M10	5	✓	0,110
12M8D025027X7R00	21,75	25	21	49,0	27	69-81	1,2	M12	6	✓	0,140

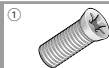
CNHJ060220



Designation	fz(min/max)	Design	Grade	IN2006							
CNHJ060220	0,07/0,15	positive geometry R20									

● = P ● = M ● = K ● = N ● = S ○ = H

SPARE PARTS

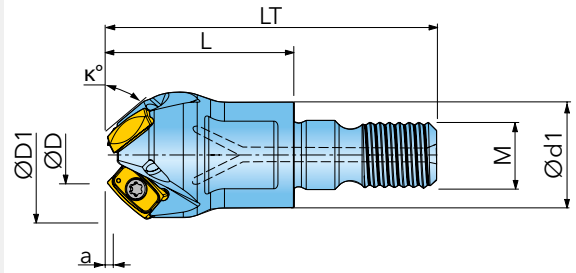


SM18-041-00 (0,5Nm) TXPLUS06x90-B

① = insert screw ② = Torx-bit

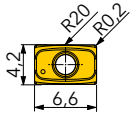
DIPOSPRO^B COPY MILL FOR FINISHING 12N8D...X

WITH SCREW-IN TYPE ADAPTION



Designation	D	D1	d1	LT	L	κ	a	M	Z		
12N8D016023X5R00	7	16	13	40,5	23	39-51	1,2	M8	3	✓	0,085
12N8D020023X6R00	11	20	18	43	23	39-51	1,2	M10	4	✓	0,110

CNHJ060220



Designation	fz(min/max)	Design	Grade	IN2006							
CNHJ060220	0,07/0,15	positive geometry R20									

● = P ● = M ● = K ● = N ● = S ○ = H

SPARE PARTS

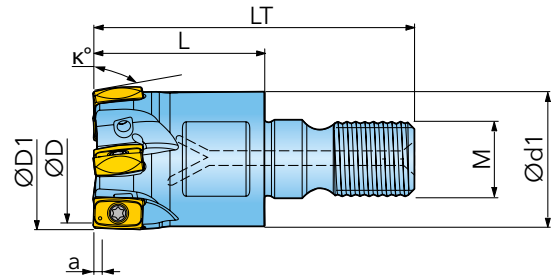


SM18-041-00 (0,5Nm) TXPLUS06x90-B

① = insert screw ② = Torx-bit

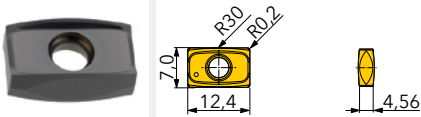
DIPOSPRO^B COPY MILL FOR FINISHING 12L8G...X

WITH SCREW-IN TYPE ADAPTION



Designation	D	D1	d1	LT	L	κ	a	M	Z		
12L8G020027X6R00	17,5	20	18	47	27	75-90	1,5	M10	3	✓	0,070
12L8G025035X7R00	22,8	25	21	57	35	75-90	1,5	M12	4	✓	0,155
12L8G032038X8R00	29,8	32	29	63	38	75-90	1,5	M16	5	✓	0,255

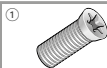
CNHJ120430



Designation	fz(min/max)	Design	Grade										
CNHJ120430	0,08/0,20	positive geometry R30	IN2006										

● = P ● = M ● = K ● = N ● = S ○ = H

SPARE PARTS



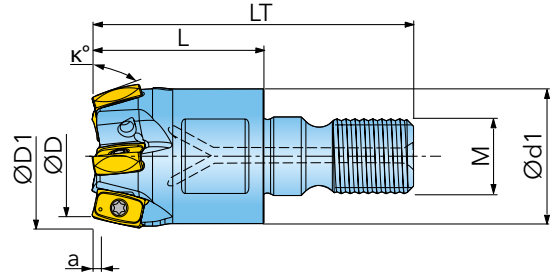
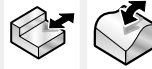
TS30B068I/HG

TX08x90-B

① = insert screw ② = Torx-bit

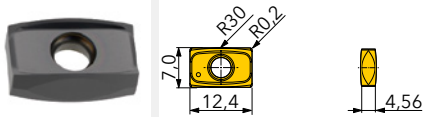
DIPOSPRO^B COPY MILL FOR FINISHING 12M8G...X

WITH SCREW-IN TYPE ADAPTION



Designation	D	D1	d1	LT	L	κ	a	M	Z	IK	kg
12M8G020027X6R00	17,5	20	18	47	27	67-83	1,5	M10	3	✓	0,110
12M8G025035X7R00	22,8	25	21	57	35	67-83	1,5	M12	4	✓	0,155
12M8G032038X8R00	29,8	32	29	63	38	67-83	1,5	M16	5	✓	0,255

CNHJ120430



Designation	fz(min/max)	Design	Grade	IN2006							
CNHJ120430	0,08/0,20	positive geometry R30									

● = P ● = M ● = K ● = N ● = S ○ = H

SPARE PARTS



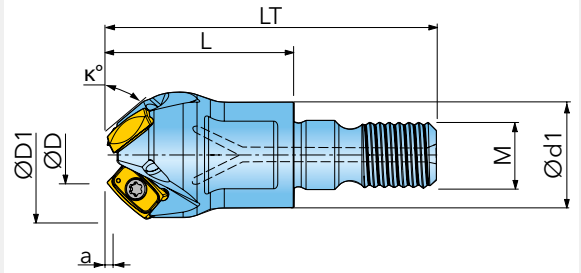
TS30B068I/HG

TX08x90-B

① = insert screw ② = Torx-bit

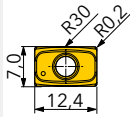
DIPOSPRO^B COPY MILL FOR FINISHING 12N8G...X

WITH SCREW-IN TYPE ADAPTION



Designation	D	D1	d1	LT	L	κ	a	M	Z		
12N8G032038X8R00	15	32	29	63	38	37-53	1,5	M16	3	✓	0,245

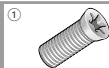
CNHJ120430



Designation	fz(min/max)	Design	Grade	IN2006							
CNHJ120430	0,08/0,20	positive geometry R30									

● = P ● = M ● = K ● = N ● = S ○ = H

SPARE PARTS



TS30B068I/HG



TX08x90-B

① = insert screw ② = Torx-bit

Ingersoll Cutting Tools

Marketing & Technology

Germany / Allemagne

Ingersoll Werkzeuge GmbH

Kalteiche-Ring 21-25

35708 Haiger, Germany

Phone: +49 2773 742-0

Email: info@ingersoll-imc.de

Internet: www.ingersoll-imc.de

France

Ingersoll France

22, rue Albert Einstein

F-77420 CHAMPS-sur-MARNE

Téléphone: +33 164684536

E-Mail: info@ingersoll-imc.fr

Site web: www.ingersoll-imc.fr



www.ingersoll-imc.de

DIPOSPRO^B