Member IMC Group

Ingersoll Cutting Tools

MILLING AND BORING TOOLS
OUTILS DE FRAISAGE

WINSFEED



2024



Ingersoll Werkzeuge GmbH is specialized in the production of cutting toolswith an excellent vibration-free performance in both standard and special-purpose design.

In addition to very successful solutions for heavy-duty milling and the project-oriented development of special cutting tool solutions, we offer a whole range of technology potential which is applied by the most various industries.

The close cooperation with our customers for the development of technically demanding solutions for machining problems is the basis of long-term and durable partnerships – worldwide. Small as well as medium-sized companies but also international enterprises trust our professional qualification and profit from the reliability and process security of our cutting tools.







Ingersoll Werkzeuge GmbH est une entreprise spécialisée dans la fabrication d'outils coupants. Les produits standards et spéciaux sont très performants, particulièrement en matière de rigidité.

En plus de nos solutions innovantes pour le fraisage lourd et notre orientation vers le développement d'outils coupants spéciaux, nous offrons une gamme complète pouvant répondre aux technologies appliquées dans la plupart des industries.

Travailler en étroite collaboration avec nos clients afin de développer des solutions techniques en matière de fraisage, tournage et perçage, est pour nous la base d'un partenariat durable, dans le monde entier. Notre professionalisme ainsi que la fiabilité de nos outils et la sécurité de nos process sont reconnus à la fois par des petites et moyennes entreprises mais aussi par des groupes internationaux.

STANDARD PLUS - EXPANDING THE RANGE



Ingersoll's standard program comprises a broad and worldwide established range of cutting tools, suitable for the most various applications.

This range of cutting tools is constantly expanded: End mills, shell end mills, shoulder-type milling cutters, face mills, slotting cutters, form milling cutters, indexable drills, solid carbide, adaptions, set-up equipment and indexable inserts.

With a complete line of turning and grooving tools we can now offer our customers a new group of products, thus expanding our capabilities as a broad-range supplier. The development and production of special-purpose tools according to customer-specific requirements is another important factor for Ingersoll Werkzeuge GmbH. Our know-how and great potential of experience, combined with our own demand for quality, functionality and innovation, guarantees our customers the optimum cutting tool solution – for individual machining tasks, for all industries.



Le programme standard d'ingersoll se compose d'une gamme complète d'outils coupants reconnue au niveau international et adaptée à la plupart des usinages.

Cette gamme d'outils coupants se développe constamment: fraise à surfacer, à dresser, à rainurer, 3 tailles, fraises de forme, attachements, moyens de réglage et plaquettes indexables.

La seconde activité importante d'Ingersoll outils coupants est le développement et la fabrication d'outils spéciaux, réalisés selon la demande spécifique du client. Notre savoir faire ainsi que notre expérience, alliés à un souci de qualité, de fonctionnalité et d'innovation garantissent à nos clients des solutions optimales d'outils coupants pour tous les types d'usinage et d'industries.



Product range
Gamme de produits ..... **Page** 04-05

ISO-Designation of indexable inserts
Système de désignation ISO-Plaquettes ..... **Page** 08-09

Designation system solid carbide milling cutters
Système de désignation fraise carbure monobloc .... **Page** 10-11

Cutting materials
Nuances ..... **Page** 12-15

Chapter overview
Vue d'ensemble du chapitre ..... **Page** 16-17

End mills
Fraises en bout ..... **Page** 18-73

Extendend flute end mills
Fraises hérisson ..... **Page** 74-95

Shoulder-type face mills
Fraises à surfacer & dresser ..... **Page** 96-131

Face mills
Fraises à surfacer ..... **Page** 132-151

Slot mills
Fraises disques ..... **Page** 152-167

Form mills
Fraises de forme ..... **Page** 168-179

Copy & plunging mills
Fraises à copier & tréfler ..... **Page** 180-237

High speed cutter
Fraises grandes avances ..... **Page** 238-279

Solid carbide milling cutters
Fraises carbure monobloc ..... **Page** 280-365

Boring tools
Outils de perçage ..... **Page** 366-541

Adaptions
Attachements ..... **Page** 542-649

Index
Index alphanumérique ..... **Page** 650-693

ISO-DESIGNATION OF INDEXABLE INSERTS / SYSTÈME DE DÉSIGNATION ISO-PLAQUETTES

O	N	C	U	05
INSERT SHAPE FORME DE LA PLAQUETTE	CLEARANCE ANGLE ANGLE DE DÉPOUILLE	TOLERANCES TOLÉRANCE	INSERT TYPE TYPE	CUTTING EDGE LENGTH LONGUEUR D'ARÊTE DE COUPE

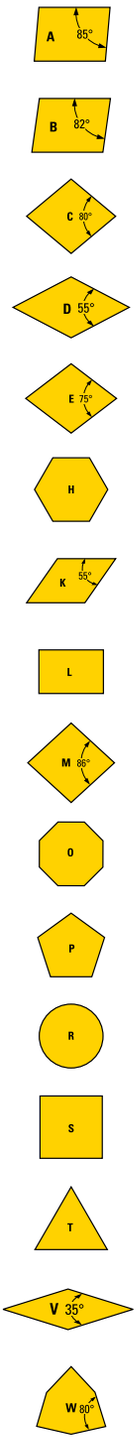

U = High feed geometry
Géométrie grande avance
Z = Chip breaker geometry
Géométrie avec brise copeaux

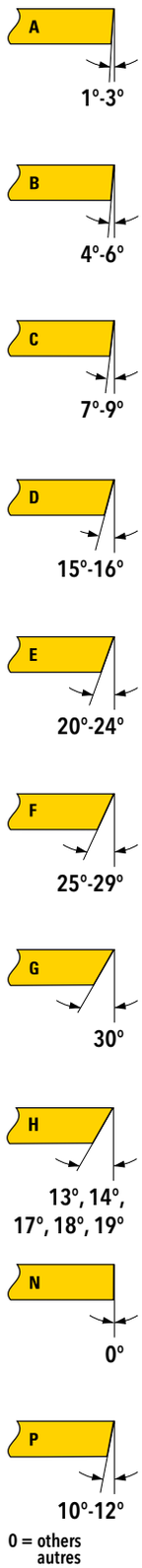

0 = others
autres

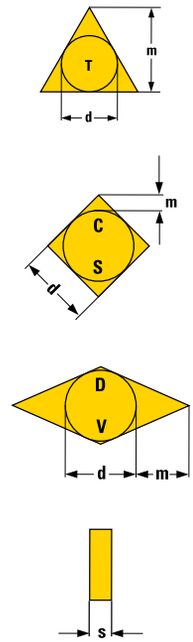

	d	m	s
A	±0,025	±0,005	±0,025
C	±0,025	±0,013	±0,025
E	±0,025	±0,025	±0,025
F	±0,013	±0,005	±0,025
G	±0,025	±0,025	±0,05-0,13
H	±0,013	±0,013	±0,025
J[1]	±0,05-0,15[2]	±0,005	±0,025
K[1]	±0,05-0,15[2]	±0,013	±0,025
L[1]	±0,05-0,15[2]	±0,013	±0,025
M	±0,05-0,15[2]	±0,08-0,20[2]	±0,013
N	±0,05-0,15[2]	±0,08-0,20[2]	±0,025
U	±0,05-0,25[2]	±0,13-0,38[2]	±0,05-0,13

[1]Inserts with ground wiper

[2]Depending on insert size
(see ISO standard 1832)

[1]Plaquettes racleusse de finition

[2]Selon les dimensions de plaquettes
(voir Norme ISO 1832)

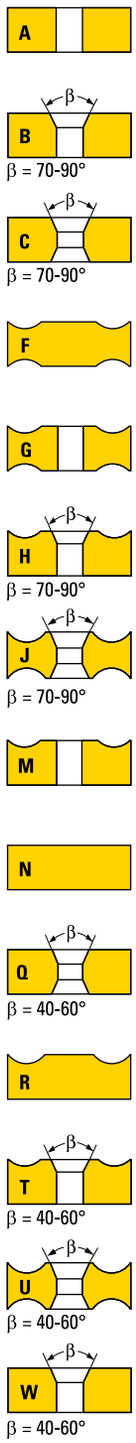

X = Special design
(description required)

X = Version spécial
(description requise)

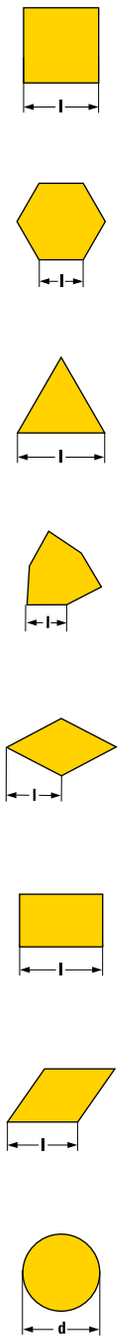

Member IMC Group
Ingersoll Cutting Tools

05	AN	T	N	–	HR
INSERT THICKNESS **EPAISSEUR DE PLAQUETTE**	**CORNER RADIUS** **RAYON DE BEC**	**CUTTING EDGE** **ARÊTE DE COUPE**	**CUTTING DIRECTION** **DIRECTION DE COUPE**		**INTERNAL DESIGNATION** **DÉSIGNATION INTERNE**

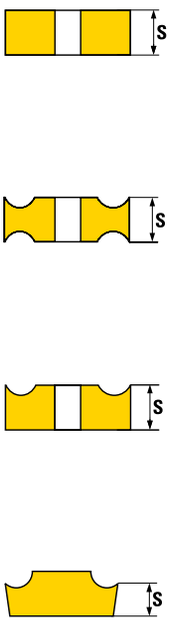

01 s=1,59
T1 s= 1,98
02 s= 2,38
T2 s= 2,78
03 s= 3,18
T3 s= 3,97
04 s= 4,76
05 s= 5,56
06 s= 6,35
07 s= 7,94
09 s= 9,52

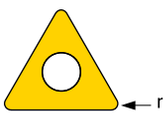

02	r=	0,2
04	r=	0,4
08	r=	0,8
12	r=	1,2
16	v	1,6
24	r=	2,4



00 dia. in inch measures converted to mm
M0 dia. in metric measures

00 dia. avec des mesures en inch converties en mm
M0 dia. en mesures métrique

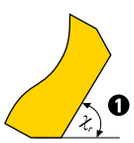

❶ Lead angle χ_r Angle d'attaque χ_r
A = 45°
D = 60°
E = 75°
F = 85°
P = 90°
Z = others / autres

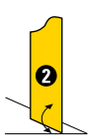

❷ Clearence angle on wiper Angle de dépouille
A = 3°
B = 5°
C = 7°
D = 15°
E = 20°
F = 25°
G = 30°
N = 0°
P = 11°
Z = other / autres



rounded / honing



sharp edge/ angle vif



with K-land / chanfrein d'arête



with K-land & rounded / chanfrein & honing

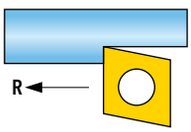

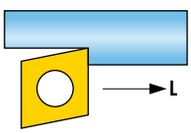

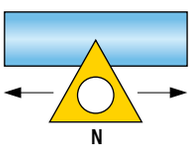

For example:

P = Polished

W = With wiper finishing edge / facette

HR = Heat grooves

Par exemple:

P = Polie

W = Plaquette avec arête de planage

HR = Rainures de refroidissement

DESIGNATION SYSTEM OF SOLID CARBIDE MILLING CUTTERS / SYSTÈME DE DÉSIGNATION FRAISES CARBURE MONOBLOC

X	X	A	XXX
TOOL TYPE **TYPE OUTIL**	**DENSITY** **PAS**	**STYLE** **STYLE**	**TOOL DIAMETER** **DIAMETRE OUTIL**
1 End or shell-type mill with straight flute / Fraises en bout avec goujures droites	**5** Solid carbide, 1 & 2 no. of flutes, large spacing / Carbure monobloc, 1 & 2 goujures, pas large	**A** High speed cutter / Fraises à haute vitesse	3-digit number e.g. diameter 12.0mm = 120
2 Stepped end mills / Fraises an bout étagées	**6** Solid carbide, 3 no. of flutes, normal spacing / Carbure monobloc, 3 goujures, espacement normal	**B** Ball nose cutter - cylindrical / Fraise à copier - cylindrique	3 chiffres digitaux 12,0mm = 120
4 Solid carbide end mills & screw-type mills, helical flute / Fraises carbure monobloc	**7** Solid carbide, 4 & 5 no. of flutes, narrow spacing / Carbure monobloc, 4&5 goujures, pas fin	**C** 90° cutting angle with chamfer on cutting edge / Angle de coupe à 90° avec chanfrein d'arête	
	8 Solid carbide, 6-9 no. of flutes, extra narrow spacing / Carbure monobloc, 6-9 goujures, pas très fin	**D** 90° cutting angle with radius on cutting edge / Angle de coupe à 90° avec rayon d'arête	
	9 Solid carbide, 10 or more flutes, extra narrow spacing / Carbure monobloc, 10 et plus goujures, pas extra fin	**J** 90° cutting angle with sharp cutting edge / Angle de coupe à 90° avec arête vive	
	R Blank / Brut	**M** 60° - 74° cutting angle / Angle de coupe 60° - 74°	
		N 45° - 59° cutting angle / Angle de coupe 45° - 59°	
		P 1° - 44° cutting angle / Angle de coupe 1° - 44°	
		R Outside radius chamfer mill / Fraises à rayons concaves	
		T T-slot mill / Fraises disques	
		U Torus form mill / Fraises toriques	
		X Ball nose mill - spherical / Fraises boule - sphérique	
		Y Thread mill / Fraises à fileter	
		Z Centering mil / Foret à centrer	

XX	EE	H	00
CUTTING LENGTH OR TOOL HEIGHT **LONGUEUR DE COUPE**	**ADAPTION CODE** **CODE ATTACHEMENT**	**ROTATING DIRECTION** **SENS DE ROTATION**	**STANDARD OR SPECIAL TOOL** **STANDARD OU SPECIAL**
2-digit number e.g. cutting edge 7.0mm = 70 2 chiffres digitaux par example longeur de coupe 7,0mm = 70	**T0** 8 mm cyl. shank / queue cyl. **T1** 10 mm cyl. shank / queue cyl. **T2** 12 mm cyl. shank / queue cyl. **T3** 16 mm cyl. shank / queue cyl. **T4** 20 mm cyl. shank / queue cyl. **T5** 25 mm cyl. shank / queue cyl. **T6** ChipSurfer thread / filetage Ts 6 **T7** 6 mm cyl. shank / queue cyl. **T8** ChipSurfer thread / filetage Ts 8 **T9** 3 mm cyl. shank / queue cyl. **TQ** ChipSurfer thread / filetage Ts 5 **TR** ChipSurfer thread / filetage Ts 10 **TS** ChipSurfer thread / filetage Ts 12 **TU** ChipSurfer thread / filetage Ts 15 **UA** 7 mm cyl. shank / queue cyl. **UD** 2 mm cyl. shank / queue cyl. **UE** 2,5 mm cyl. shank / queue cyl. **UF** 3,5 mm cyl. shank / queue cyl. **UG** 4,5 mm cyl. shank / queue cyl. **UH** 5,5 mm cyl. shank / queue cyl. **U0** 4 mm cyl. shank / queue cyl. **U1** 5 mm cyl. shank / queue cyl. **U2** 18 mm cyl. shank / queue cyl. **U8** 14 mm cyl. shank / queue cyl. **U9** 9 mm cyl. shank / queue cyl. **WE** 6 mm Weldon DIN 6535 HB **WF** 14 mm Weldon DIN 6535 HB **WG** 18 mm Weldon DIN 6535 HB **W0** 8 mm Weldon DIN 6535 HB **W1** 10 mm Weldon DIN 6535 HB **W2** 12 mm Weldon DIN 6535 HB **W3** 16 mm Weldon DIN 6535 HB **W4** 20 mm Weldon DIN 6535 HB **W5** 25 mm Weldon DIN 6535 HB **WR** 5 mm Weldon DIN 6535 HB	**R** R. H. mills droite **L** L. H. mills gauche **–** neutral (R. H. / L. H.) neutre	**A** 0°–25° pos. helical angle / 0°–25° angle d'hélice pos. **B** 26°–34° pos. helical angle / 26°–34° angle d'hélice pos. **C** 35°–44° pos. helical angle / 35°–44° angle d'hélice pos. **D** pos. helical angle > 45°/ angle d'hélice pos. >45° **F** 0°–25° neg. helical angle / 0°–25° angle d'hélice nég **G** 26°–34° neg. helical angle / 26°–34° angle d'hélice nég. **H** 35°–44° neg. helical angle / 35°–44° angle d'hélice nég. **J** neg. helical angle > 45°/ angle d'hélice nég. >45° **K** neg. chamfer chamfrein nég **L** 0°–30° pos. helical angle with chipbreaker / 0° – 30° angle d'hélice pos. avec brise copeaux **M** 31°–44° pos. helical angle with chipbreaker / 31° – 44°angle d'hélice pos. avec brise copeaux **N** > 45° pos. helical angle with chip breaker resp. neutral slot mill / > 45° angle d'hélice pos. avec brise copeaux **P** positive slot mill Fraise disque pos. **Q** HPC divers spacing / HPC pas décalé **T** HPC divers spacing and divers helical angle / HPC fraise à hélice et pas décalé **U** 45° roughing and finishing / 45° ébauche et finition **W** High precision cutter / Fraise haute précision

TABLE OF GRADES

	Grade	Coating	ISO-Group	Milling	Drilling	Solide Carbide	Application and Material
Carbide	IN05S	–	N10–N25	•		•	for machining of AL-alloys and non-ferrous materials
	IN10K	–	N10–N25	•	•		for finish machining of AL-alloys and non-ferrous materials
	IN15K	–	K15–K30	•			for machining of cast iron
			N15–N30				for machining of AL-alloys and non-ferrous materials
PVD coated	IN0545	TiN	P25–P45	•	•		special grade for circular milling of threads
			M25–M45				drilling of carbon and alloy steels
	IN1205	TiB_2	N20–N40	•			for machining aluminum and aluminum alloys
			S20–S40				as well as non-ferrous metal and non-metallic material
	IN1530	TiCN / TiN	P25–P40	•			very tough quality for machining steel under unstable conditions
			M30–M40				very tough quality for machining stainless steel under unstable conditions
			S20–S30				very tough quality for machining heat resistant steels under unstable conditions
	IN2004	TiAlN	P05–P20	•			for milling of alloyed steel
			K05–K25				for medium machining of gray cast iron-especially CGI
			H05–H25				for finish machining of hardened steel at medium up to high cutting speed
	IN2005	TiAlN	P15–P30	•	•	•	for general machining of steel at high cutting speed
			M15–M35				for general machining of stainless steel
			K20–K40				for general machining of cast iron
			S05–S20				for general milling of heat resistant alloys and titanium also for wet machining
	IN2006	TiAlN	P10–P30	•		•	for finish machining at high cutting speed and low cutting depth
			M10–M30				for finish machining of stainless steal
			S10–S30				for finish machining of heat resistant alloys and titanium
			H10–H30				for finish machining of hardened steel up to 55 HRC
	IN2010	TiAlN	K10–K30	•	•		for finish machining and drilling of cast iron
	IN2030	TiAlN	P30–P50	•			for machining steel with high cutting speed
			M30–M50				for machining stainless steel with high cutting speed
			K30–K50				for machining cast iron
			S30–S50				for machining of heat resistant alloys and titanium
	IN2035	TiAlN	M30–M50	•			for machining of stainless and austenitic steel and heat resistant alloys
			S30–S50				mainly for milling of materials of machining group "S"
	IN2036	AlTiN	M30–M50	•			AlTiN coated grade with highest toughness for processing stainless steels
			S30–S50				and for machining difficult-to-machine materials of machining group "S"
	IN2040	TiAlN	P10–P30	•			for finish machining of unalloyed steel and tempered steel
	IN2205	AlTiN / TiAlSiN	P10–P30	•			for machining steel at low to medium cutting speeds
			M30–M50				for machining stainless steels (<40 HRC) at low to medium cutting speeds
			S30–S50				for machining heat-resistant alloys at low to medium cutting speeds
	IN2504	AlTiN	P05–P25	•		•	for milling of steel at medium up to high cutting speed
			K05–K25				for milling hardened steels at medium to high cutting speeds
			H05–H25				for milling of hardened steel at medium up to high cutting speed
	IN2505	TiAlN / TiN	P20–P40	•	•		for semi-finish and rough machining of steel with high strength
			M20–M40				for general machining of stainless steel
			S20–S40				for general machining of heat resistant alloys
	IN2510	TiAlN / TiN	K10–K30	•			for general machining of gray cast and non-ferrous metal
			H10–H30				for general milling of hardened steel
	IN2530	TiAlN / TiN	P30–P50	•	•		tough grade for general machining of steel
			M30–M50				for general machining of stainless steel
			K30–K50				for general machining of cast iron
			S30–S50				for general machining of heat resistant alloys
	IN2540	TiAlN / TiN	P10–P30	•			for semi-finish and rough machining of unalloyed steel and tempered steel
			K10–K30				for leveling and roughing cast iron materials
	IN3305	DLC	N10–N25	•			DLC coated fine-grain metal for processing aluminum and non-ferrous materials
	IN4005	TiAlN / AlCrO	P20–P40	•			for general machining of steel
			M20–M40				for general machining of stainless steel
			S20–S40				for general machining of heat resistant alloys and titanium
	IN4010	TiAlN / AlCrO	K10–K30	•			for general machining of cast iron
	IN4015	TiAlN / AlCrO	P15–P35	•			for milling of steel with high strength at medium cutting speed
			K15–K35				for general milling of gray cast and nodular cast iron
	IN4030	TiAlN / AlCrO	P30–P50	•			tough grade for general machining of steel
			M30–M50				for general machining of stainless and austenitic steel
			K30–K50				for general machining of cast iron
			S30–S50				for general machining of heat resistant alloys
	IN4035	TiAlN / AlCrO	M30–M50	•			for machining of stainless steel, austenitic steel and heat resistant alloys
			S30–S50				mainly for milling of materials of machining group ‚S'
	IN4036	TiAlN / AlCrO	M30–M50	•			for machining of stainless steel, austenitic steel and heat resistant alloys
			S30–S50				mainly for milling of materials of machining group ‚S'
	IN4040	TiAlN / AlCrO	P10–P30	•			for medium machining of unalloyed and tempered steel
			K10–K30				for medium machining of cast iron

	Grade	Coating	ISO-Group	Milling	Drilling	Solide Carbide	Application and Material
CVD coated	IN6505	TiCN / Al_2O_3 / TiN	P10–P25		•		for drilling of steel, used only at peripheral insert of QuadTwist drill
	IN6535	TiCN / Al_2O_3 / TiN	M15–M30	•			for dry machining of stainless steel and heat resistant alloys at high Vc
			S15–S30				primarily for milling of materials of machining group ‚S'
	IN6537	MTCN / Al_2O_3 / TiN	P30–P45				for roughing carbon steels and alloyed steels at high Vc
			M30–M45	•			for milling stainless steels at medium cutting speed
			K30–45				for rough milling of gray cast and nodular cast iron
	IN7035	TiCN / Al_2O_3 / TiN	M25–M40	•			for machining of stainless and austenitic steel and heat resistant alloys
			S25–S40				primarily for milling of materials of machining group ‚S'
	IN7036	TiCN / Al_2O_3 / TiN	M25–M40	•			for machining of stainless and austenitic steel and heat resistant alloys
			S25–S40				primarily for milling of materials of machining group ‚S'
Cermet	IN0560	TiN	P05–P15	•			for finish machining of steel at medium up to high cutting speed
			M05–M15				for finish machining of stainless steel at medium up to high cutting speed
Ceramic	IN70N	SI_3N_4	K10–K20	•			for machining of cast iron at extreme high cutting speed
	IN75N	SiAlON	K10–K20	•		•	for machining of cast iron at extreme high cutting speed
	IN76N	SiAlON	S25–S35	•		•	for roughing of heat resistant alloys
CBN	IN80B	–	K05–K15	•			for machining of surface hardened cast materials and chill cast
			H05–H15				for machining of hardened steel
PCD	IN90D	–	N01–N10	•			for machining of aluminum, non-ferrous materials and graphit

Application	Grade	ISO-Group						
Milling	IN2504	P05-P25				H05-H25	harder	
	IN2006	P05-P20				H05-H20		
	IN2004	P10-P20		K10-K20		H05-H15		
	IN4010			K10-K30				
	IN2510			K10-K30				
	IN2005	P15-P30	M15-M35	K20-K40	S05-S20			
	IN2505	P15-P30	M15-M35		S05-S20			
	IN4040	P15-P30						
	IN2540	P15-P35						
	IN4015	P20-P30		K30-K50				
	IN2515	P20-P30		K30-K50				
	IN4030	P20-P40	M15-M30		S15-S25			
	IN2530	P20-P40	M15-M30	K20-K40	S15-S25			
	IN6535		M20-M35		S15-S30			
	IN6537	P30-P45	M30-M45	K30-K45				
	IN7035	P20-P40	M20-M35		S15-S30			
	IN4035	P25-P50	M20-M40		S20-S30			
	IN2035	P25-P50	M20-M40		S20-S30		tougher	
Drilling	IN2010			K10-K30			harder	
	IN6505	P10-P25						
	IN6520	P10-P40						
	IN2505	P20-P40	M20-M40		S05-S20			
	IN2005	P15-P30	M15-M35	K20-K40	S05-S20		tougher	
Solid carbide	IN2504	P05-P25				H05-H25	harder	
	IN2006	P05-P20				H05-H20		
	IN2005	P15-P30	M15-M35	K20-K40	S05-S20		tougher	

EQUIPMENT
can be ordered optionally

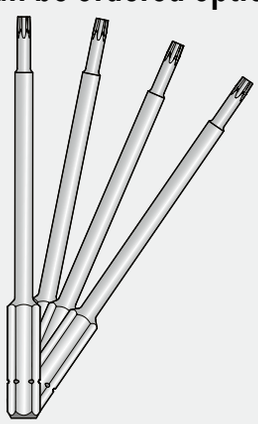

TORX	Item Nr.:
TX07x90-B	3096341
TX08x90-B	3096344
TX09x90-B	3096346
TX10x90-B	3096440
TX15x90-B	3096347
TX20x90-B	3096348
TX25x90-B	3701515
TXPLUS06x90-B	3096342
TXPLUS08x90-B	3096343
TXPLUS07x90-B	3098211



Magnet BIT holder 2K blue	Item Nr.:
V1x105-BH	3096349

TABLE DES NUANCE

	Nuance	Revêtement	Groupe ISO	Fraisage	Perçage	Carbure Mono.	Application et Matière
Carbure	IN05S	–	N10–N25	•		•	pour usiner des alliages d'Al et des matériaux non ferreux
	IN10K	–	N10–N25	•	•		pour la finition d'alliages d'Al et de matériaux non ferreux
	IN15K	–	K15–K30	•			pour l'usinage des fontes
			N15–N30				pour la finition d'alliages d'Al et de matériaux non ferreux
Revêtement PVD	IN0545	TiN	P25–P45	•	•		nuance spéciale pour le filetage par interpollation
			M25–M45				perçage d'aciers alliés et bas carbone
	IN1205	TiB_2	N20–N40	•			pour l'usinage de l'aluminium et des alliages d'aluminium
			S20–S40				ainsi que pour les métaux non ferreux et des matières non métalliques
	IN1530	TiCN / TiN	P25–P40	•			nuance très résistante pour l'usinage de l'acier dans des conditions instables
			M30–M40				nuance très résistante pour l'usinage de l'acier inoxydable dans des conditions instables
			S20–S30				nuance très résistante pour l'usinage des alliages réfractaires dans des conditions instables
	IN2004	TiAlN	P05–P20	•			pour le fraisage d'aciers alliés
			K05–K25				pour la semi-finition des fontes grises (à graphite lamellaire) - spécialement les GGV
			H05–H25				pour la finition des aciers traités avec des vitesses de coupe moyennes à élevées
	IN2005	TiAlN	P15–P30	•	•	•	pour l'usinage d'aciers à de hautes vitesses de coupe
			M15–M35				pour l'usinage d'aciers inoxydables
			K20–K40				pour l'usinage des fontes
			S05–S20				pour l'usinage d'alliages exotiques et Titane sous arrosage
	IN2006	TiAlN	P10–P30	•		•	pour l'usinage en finition, à vitesse de coupe élevée et à faible profondeur de coupe
			M10–M30				pour l'usinage en finition de l'acier inoxydable
			S10–S30				pour l'usinage en finition des alliages réfractaires et du titane
			H10–H30				pour l'usinage des aciers traités jusqu'à 55 HRC
	IN2010	TiAlN	K10–K30	•	•		pour les usinages de finition et le perçage des fontes
	IN2030	TiAlN	P30–P50	•			pour l'usinage de l'acier, à vitesse de coupe élevée
			M30–M50				pour l'usinage de l'acier inoxydable, à une vitesse de coupe élevée
			K30–K50				pour l'usinage de la fonte
			S30–S50				pour l'usinage des alliages réfractaires et du titane
	IN2035	TiAlN	M30–M50	•			pour l'usinage des aciers inoxydables et des alliages réfractaires
			S30–S50				principalement pour les matières faisant partie du Groupe "S"
	IN2036	AlTiN	M30–M50	•			nuance avec revêtement AlTiN, alliant une haute ténacité, pour l'usinage des aciers inoxydables
			S30–S50				et des matériaux difficiles à usiner du groupe "S"
	IN2040	TiAlN	P10–P30	•			pour la semi-finition d'aciers non alliés et aciers revenus
	IN2205	AlTiN / TiAlSiN	P10–P30	•			pour l'usinage de l'acier, à des vitesses de coupe faibles à moyennes
			M30–M50				pour l'usinage des aciers inoxydables (<40 HRC), à des vitesses de coupe faibles à moyennes
			S30–S50				pour l'usinage d'alliages réfractaires, à des vitesses de coupe faibles à moyennes
	IN2504	AlTiN	P05–P25	•		•	pour le fraisage d'aciers à des vitesses de coupe moyennes à élevées
			K05–K25				pour le fraisage des aciers trempés, à des vitesses de coupe moyennes à élevées
			H05–H25				pour le fraisage d'aciers traités à des vitesses de coupe moyennes à élevées
	IN2505	TiAlN / TiN	P20–P40	•	•		pour la semi-finition et l'ébauche d'aciers à haute résistance
			M20–M40				pour les applications générales d'aciers inoxydables
			S20–S40				pour les applications générales dans les matériaux exotiques
	IN2510	TiAlN / TiN	K10–K30	•			pour l'usinage des fontes grises et des matériaux non ferreux
			H10–H30				pour l'usinage des aciers traités
	IN2530	TiAlN / TiN	P30–P50	•	•		nuance résistante pour les applications d'usinage des aciers
			M30–M50				pour l'usinage général des aciers inoxydables
			K30–K50				pour l'usinage général des fontes
			S30–S50				pour l'usinage général des matériaux réfractaires
	IN2540	TiAlN / TiN	P10–P30	•			pour la semi-finition et ébauche des aciers non alliés et des aciers revenus
			K10–K30				pour niveler et ébaucher les matières en fontes
	IN3305	DLC	N10–N25	•			carbure à grain fin, avec revêtement DLC, pour l'usinage de l'aluminium et des matériaux non ferreux
	IN4005	TiAlN / AlCrO	P20–P40	•			pour l'usinage général des aciers
			M20–M40				pour l'usinage général des aciers inoxydables
			S20–S40				pour l'usinage général des matériaux réfractaires et du Titane
	IN4010	TiAlN / AlCrO	K10–K30	•			pour l'usinage général de la fonte
	IN4015	TiAlN / AlCrO	P15–P35	•			pour le fraisage d'aciers à haute résistance à des vitesses de coupe moyennes
			K15–K35				pour le fraisage général des fontes grises et des fontes ductiles
	IN4030	TiAlN / AlCrO	P30–P50	•			nuance résistante pour l'usinage général des aciers
			M30–M50				pour l'usinage général des inox et des aciers austénitiques
			K30–K50				pour l'usinage général de la fonte
			S30–S50				pour l'usinage général des alliages réfractaires
	IN4035	TiAlN / AlCrO	M30–M50	•			pour l'usinage des aciers inoxydables, aciers austénitiques et alliages exotiques
			S30–S50				principalement pour les matières faisant partie du groupe "S"
	IN4036	TiAlN / AlCrO	M30–M50	•			pour l'usinage de l'acier inoxydable, de l'acier austénitique et des alliages résistants à la chaleur
			S30–S50				principalement pour le fraisage de matériaux du groupe "S"
	IN4040	TiAlN / AlCrO	P10–P30	•			pour l'ébauche moyenne d'aciers non alliés et revenus
			K10–K30				pour usinage moyen de la fonte

	Nuance	Revêtement	Groupe ISO	Fraisage	Perçage	Carbure Mono.	Application et Matières
Revêtement CVD	IN6505	TiCN / Al_2O_3 / TiN	P10–P25		•		pour le perçage des aciers, utilisé uniquement en périphérie du foret QuadTwist
	IN6535	TiCN / Al_2O_3 / TiN	M15–M30	•			pour l'usinage à sec des aciers inoxydables et des alliages exotiques à de hautes Vc
			S15–S30				principalement pour le fraisage des matières faisant partie du Groupe "S"
	IN6537	MTCN / Al_2O_3 / TiN	P30–P45	•			pour l'ébauche des aciers au carbone et des aciers alliés à haute vitesse
			M30–M45				pour le fraisage des inox à une vitesse de coupe moyenne
			K30–45				pour le fraisage ébauche de la fonte grise et de la fonte nodulaire
	IN7035	TiCN / Al_2O_3 / TiN	M25–M40	•			pour l'usinage inox et aciers austénitiques et des alliages exotiques
			S25–S40				principalement pour le fraisage des matières faisant partie du Groupe "S"
	IN7036	TiCN / Al_2O_3 / TiN	M25–M40	•			pour l'usinage inox et aciers austénitiques et des alliages exotiques
			S25–S40				principalement pour le fraisage des matières faisant partie du Groupe "S"
Cermet	IN0560	TiN	P05–P15	•			pour la finition des aciers à des vitesses de coupe moyennes à élevées
			M05–M15				pour la finition des aciers inoxydables à des vitesses de coupe moyennes à élevées
Céramique	IN70N	Si_3N_4	K10–K20	•			pour l'usinage des fontes sous de très hautes vitesses
	IN75N	SiAlON	K10–K20	•		•	pour l'usinage des fontes sous de très hautes vitesses
	IN76N	SiAlON	S25–S35	•		•	pour l'ébauche des alliages réfractaires
CBN	IN80B	–	K05–K15	•			pour l'usinage des matériaux durs et trempés
			H05–H15				pour l'usinage des aciers traités
PCD	IN90D	–	N01–N10	•			pour l'usinage de l'aluminium, des matériaux non-ferreux et du graphite

Application	Nuance	Groupe ISO					
Fraisage	IN2504	P05-P25				H05-H25	Dureté
	IN2006	P05-P20				H05-H20	
	IN2004	P10-P20		K10-K20		H05-H15	
	IN4010			K10-K30			
	IN2510			K10-K30			
	IN2005	P15-P30	M15-M35	K20-K40	S05-S20		
	IN2505	P15-P30	M15-M35		S05-S20		
	IN4040	P15-P30					
	IN2540	P15-P35					
	IN4015	P20-P30		K30-K50			
	IN2515	P20-P30		K30-K50			
	IN4030	P20-P40	M15-M30		S15-S25		
	IN2530	P20-P40	M15-M30	K20-K40	S15-S25		
	IN6535		M20-M35		S15-S30		
	IN6537	P30-P45	M30-M45	K30-K45			
	IN7035	P20-P40	M20-M35		S15-S30		
	IN4035	P25-P50	M20-M40		S20-S30		
	IN2035	P25-P50	M20-M40		S20-S30		Tenacité
Perçage	IN2010			K10-K30			Dureté
	IN6505	P10-P25					
	IN6520	P10-P40					
	IN2505	P20-P40	M20-M40		S05-S20		
	IN2005	P15-P30	M15-M35	K20-K40	S05-S20		Tenacité
Carbure Mono-bloc	IN2504	P05-P25				H05-H25	Dureté
	IN2006	P05-P20				H05-H20	
	IN2005	P15-P30	M15-M35	K20-K40	S05-S20		Tenacité

ÉQUIPEMENT
peut être commandé en option

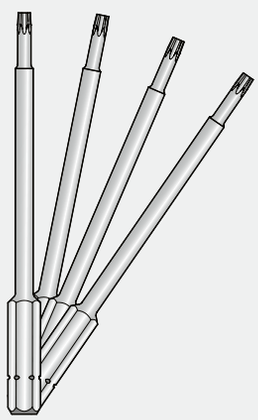

TORX	Item Nr.:
TX07x90-B	3096341
TX08x90-B	3096344
TX09x90-B	3096346
TX10x90-B	3096440
TX15x90-B	3096347
TX20x90-B	3096348
TX25x90-B	3701515
TXPLUS06x90-B	3096342
TXPLUS08x90-B	3096343
TXPLUS07x90-B	3098211



Aimant BIT titulaire 2K bleu	Item Nr.:
V1x105-BH	3096349





END MILLS
FRAISES EN BOUT
Page 18 - 73

EXTENDED FLUTE END MILLS
FRAISES HERISSON
Page 74 - 95

SHOULDER-TYPE FACE MILLS
FRAISES À SURFACER & DRESSER
Page 96 - 131

FACE MILLS
FRAISES À SURFACER
Page 132 - 151

SLOT MILLS
FRAISES DISQUES
Page 152 - 167

FORM MILLS
FRAISES DE FORME
Page 168 - 179

COPY & PLUNGING MILLS
FRAISES À COPIER & TREFLER
Page 180 - 237

HIGH SPEED CUTTER
FRAISES GRANDES AVANCES
Page 238 - 279

SOLID CARBIDE MILLING CUTTERS
FRAISE CARBURE MONOBLOC
Page 280 - 365

BORING TOOLS
OUTILS DE PERÇAGE
Page 366 - 541

ADAPTIONS
ATTACHEMENTS
Page 542 - 649

END MILLS / FRAISES EN BOUT

	D	a	Description	Code / Série	Page
	30 - 40	0,5	MICROMILL Finish Mill 16F1B...X Fraise de Finition 16F1B...X	16F1B...X	22
	10 - 25	3,5	DIPOSDUO End Mill 1TJ1B...X Fraise en bout 1TJ1B...X	1TJ1B...X	23
	16 - 32	6	DIPOSDUO End Mill 1TJ1D...W Fraise en bout 1TJ1D...W	1TJ1D...W	24
	16 - 40	6	DIPOSDUO End Mill 1TJ1D...X Fraise en bout 1TJ1D...X	1TJ1D...X	26
	16 - 25	6	DIPOSDUO End Mill 1TJ1D... Fraise en bout 1TJ1D...	1TJ1D...	28
	20 - 32	8	DIPOSDUO End Mill 1TJ1F...W Fraise en bout 1TJ1F...W	1TJ1F...W	30
	20 - 40	8	DIPOSDUO End Mill 1TJ1F...X Fraise en bout 1TJ1F...X	1TJ1F...X	31
	25 - 32	10,5	DIPOSDUO End Mill 1TJ1G...W Fraise en bout 1TJ1G...W	1TJ1G...W	32
	25 - 40	10,5	DIPOSDUO End Mill 1TJ1G...X Fraise en bout 1TJ1G...X	1TJ1G...X	33
	10 - 25	3,5	HIPOSTRIO End Mill 1KJ1B...T Fraise en bout 1KJ1B...T	1KJ1B...T	34
	10 - 25	3,5	HIPOSTRIO End Mill 1KJ1B...W Fraise en bout 1KJ1B...W	1KJ1B...W	35
	10 - 25	3,5	HIPOSTRIO End Mill 1KJ1B...X Fraise en bout 1KJ1B...X	1KJ1B...X	36
	20 - 40	7	HIPOSTRIO End Mill 1KJ1D...W Fraise en bout 1KJ1D...W	1KJ1D...W	37
	20 - 40	7	HIPOSTRIO End Mill 1KJ1D...X Fraise en bout 1KJ1D...X	1KJ1D...X	38

Subject to printing error or technical changes. / Sous réserve d'erreurs d'impression ou de modifications techniques.

END MILLS / FRAISES EN BOUT

	D	a	Description	Code / Série	Page
	32 - 40	11	HIPOSTRIO End Mill 1KJ1G...W Fraise en bout 1KJ1G...W	1KJ1G...W	39
	32 - 40	11	HIPOSTRIO End Mill 1KJ1G...X Fraise en bout 1KJ1G...X	1KJ1G...X	40
	10 - 12	4,6	MAXSFEED End Mill 1EJ5A...T Fraise en bout 1EJ5A...T	1EJ5A...T	41
	16 - 32	4,6	MAXSFEED End Mill 1EJ5A...W Fraise en bout 1EJ5A...W	1EJ5A...W	42
	10 - 32	4,6	MAXSFEED End Mill 1EJ5A...X Fraise en bout 1EJ5A...X	1EJ5A...X	43
	16 - 32	3,8	DIPOSTRIO End Mill 1WJ1D...W Fraise en bout 1WJ1D...W	1WJ1D...W	44
	16 - 40	3,8	DIPOSTRIO End Mill 1WJ1D...X Fraise en bout 1WJ1D...X	1WJ1D...X	45
	16 - 25	3,8	DIPOSTRIO End Mill 1WJ1D... Fraise en bout 1WJ1D...	1WJ1D...	46
	25 - 40	5,8	DIPOSTRIO End Mill 1WJ1F...W Fraise en bout 1WJ1F...W	1WJ1F...W	47
	25 - 40	5,8	DIPOSTRIO End Mill 1WJ1F...X Fraise en bout 1WJ1F...X	1WJ1F...X	48
	6 - 14	5	HIPOSSFEED End Mill 12J1A...T Fraise en bout 12J1A...T	12J1A...T	49
	10 - 20	5	HIPOSSFEED End Mill 12J1A...X Fraise en bout 12J1A...X	12J1A...X	50
	8 - 12	5	HIPOSSFEED End Mill 12J1A... Fraise en bout 12J1A...	12J1A...	51
	16 - 32	5	DIPOSQUAD End Mill 1DJ1E...W Fraise en bout 1DJ1E...W	1DJ1E...W	52

Subject to printing error or technical changes. / Sous réserve d'erreurs d'impression ou de modifications techniques.

Member IMC Group Ingersoll Cutting Tools

END MILLS / FRAISES EN BOUT

	D	a	Description	Code / Série	Page
	16 - 40	5	DIPOSQUAD End Mill 1DJ1E...X Fraise en bout 1DJ1E...X	1DJ1E...X	53
	25 - 40	7	DIPOSQUAD End Mill 1DJ1R...W Fraise en bout 1DJ1R...W	1DJ1R...W	54
	25 - 40	7	DIPOSQUAD End Mill 1DJ1R...X Fraise en bout 1DJ1R...X	1DJ1R...X	55
	10 - 25	5,7	HPOS End Mill 12J1D...T Fraise en bout 12J1D...T	12J1D...T	56
	9,5 - 25	5,7	HPOS End Mill 12J1D...W Fraise en bout 12J1D...W	12J1D...W	57
	10 - 35	5,7	HPOS End Mill 12J1D...X Fraise en bout 12J1D...X	12J1D...X	58
	10 - 20	5,7	HPOS End Mill 12J1D... Fraise en bout 12J1D...	12J1D...	59
	12 - 25	9	HPOS+ End Mill 12J1P...W Fraise en bout 12J1P...W	12J1P...W	60
	12 - 35	9	HPOS+ End Mill 12J1P...X Fraise en bout 12J1P...X	12J1P...X	62
	16 - 25	9	HPOS+ End Mill 12J1P... Fraise en bout 12J1P...	12J1P...	64
	20 - 32	12	HPOS+ End Mill 12J1R...W Fraise en bout 12J1R...W	12J1R...W	66
	20 - 40	12	HPOS+ End Mill 12J1R...X Fraise en bout 12J1R...X	12J1R...X	68
	20 - 40	7,5	EVOTECMAX End Mill 1SJ1Y...W Fraise en bout 1SJ1Y...W	1SJ1Y...W	70
	25 - 40	8,4	ALUMINATOR End Mill 15U1G...X Fraise en bout 15U1G...X	15U1G...X	71

Subject to printing error or technical changes. / Sous réserve d'erreurs d'impression ou de modifications techniques.

END MILLS / FRAISES EN BOUT

	D	a	Description	Code / Série	Page
	25 - 40	16	HIPOSALU End Mill 1AX2K...X Fraise en bout 1AX2K...X	1AX2K...X	72

Subject to printing error or technical changes. / Sous réserve d'erreurs d'impression ou de modifications techniques.

SCREW-IN TYPE ADAPTION
ATTACHEMENT FILETÉ



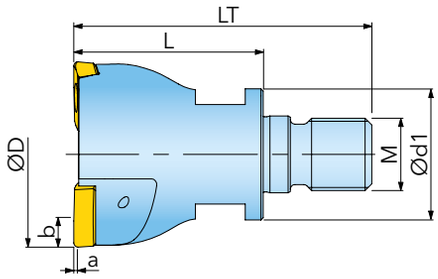

Designation Réf. de l'article	D	d1	LT	L	a	b	M	Z	IK	kg
16F1B030043X8R00	30	28	67	43	0,5	5,5	M16	1	✓	0,21
16F1B035043X8R00	35	29	67	43	0,5	5,5	M16	2	✓	0,24
16F1B040043X8R00	40	29	67	43	0,5	5,5	M16	2	✓	0,28

YDA323L114



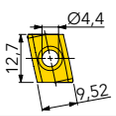

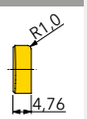

Designation Réf. de l'article	fz(min/max)	Design Conception	Grade Nuance	IN10K	IN0560	IN2010	IN2040
YDA323L114	fu 1/fu 5	short wiper finishing edge R1,0 / Plaquette avec Wiper court R1,0		●	◐	●	●

● = P ○ = M ● = K ● = N ● = S ○ = H

SPARE PARTS
ACCESSOIRES







	SM40-110-00 (4,5Nm)	TX15x90-B	SC050-01

① = Insert screw / Vis de serrage ② = Torx-Bit / Embout torx ③ = Setting screw / Vis de réglage

Member IMC Group Ingersoll Cutting Tools

SCREW-IN TYPE ADAPTION
ATTACHEMENT FILETÉ



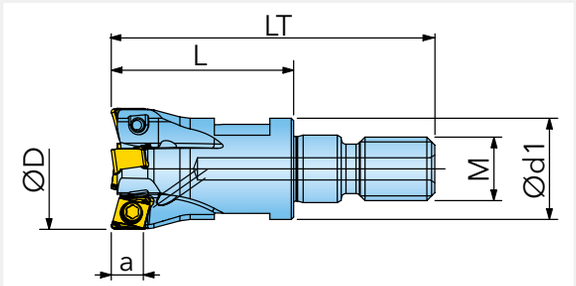

Designation Réf. de l'article	D	d1	LT	L	a	M	Z		IK	kg
1TJ1B010017X4R00	10	9,8	31,5	17	3,5	M6	2	4,2	✓	0,01
1TJ1B012017X4R00	12	11,8	31,5	17	3,5	M6	3	4,0	✓	0,01
1TJ1B016023X5R00	16	13	40,8	23	3,5	M8	4	4,6	✓	0,03
1TJ1B020023X6R00	20	18	42,8	23	3,5	M10	5	3,1	✓	0,05
1TJ1B025027X7R00	25	21	49,0	27	3,5	M12	7	2,4	✓	0,08

MNHU040202R-M

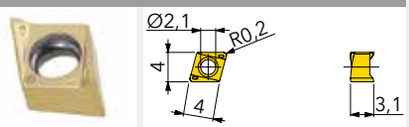

MNHU040204R-M

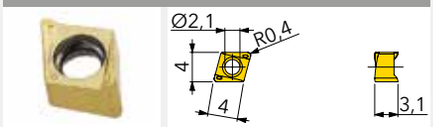

MNHU040208R-M

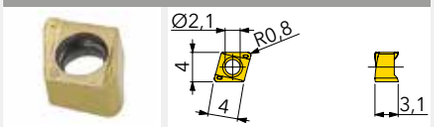

UNHU040212R-HF

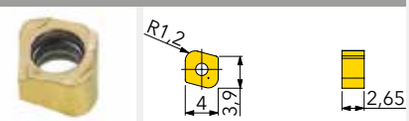

Designation Réf. de l'article	fz(min/max)	Design Conception	Grade Nuance	IN2504	IN2505	IN2510	IN2530
MNHU040202R-M	0,04/0,08	positive geometry R0,2 / Géométrie positive R0,2			●		●
MNHU040204R-M	0,06/0,12	positive geometry R0,4 / Géométrie positive R0,4			●	◐	●
MNHU040208R-M	0,06/0,12	positive geometry R0,8 / Géométrie positive R0,8			●		●
UNHU040212R-HF [1)]	0,10/0,60	positive high feed geometry / Géométrie grande avance positive		●	●		

[1)] Cutter body has to be modified / Modifier le corps de fraise

● = P ● = M ● = K ● = N ● = S ○ = H

SPARE PARTS
ACCESSOIRES

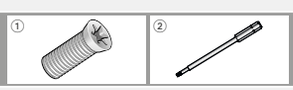

	SM18-041-00 (0,5Nm)	TXPLUS06x90-B

① = Insert screw / Vis de serrage plaquette ② = Torx-Bit / Embout torx

ADAPTION ACC. TO DIN 1835 B (WELDON)
ATTACHEMENT DIN 1835 B (WELDON)





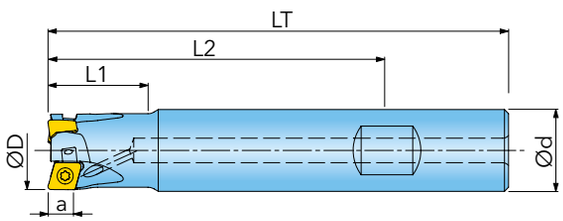

Designation Réf. de l'article	D	d	LT	L1	L2	a	Z		IK	kg
1TJ1D016025W3R00	16	16	90	25	66,5	6	2	3,5	✓	0,11
1TJ1D020025W4R00	20	20	90	25	66,5	6	3	4,2	✓	0,18
1TJ1D025030W5R00	25	25	100	30	68,5	6	4	4,9	✓	0,31
1TJ1D032035W6R00	32	32	110	35	74,5	6	5	3,5	✓	0,59

SPARE PARTS ACCESSOIRES	①	②
	SM30-068-30 (1,1Nm)	TX08x90-B

① = Insert screw / Vis de serrage plaquette ② = Torx-Bit / Embout torx

Member IMC Group Ingersoll Cutting Tools

MNHU060304R




MNHU060304R-PH




MNHU060308R




MNHU060308R-PH




MNHU060312R




MNHU060312R-PH




MNHU060316R




MNHU060316R-PH




MNHU060320R




MNHU060320R-PH




MNCU060304FR-P




MNCU060308FR-P


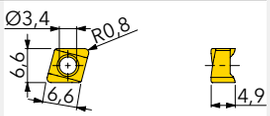

UNHU060320R-HF


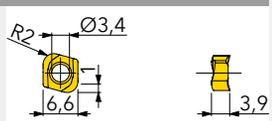

Designation Réf. de l'article	fz(min/max)	Design Conception	Grade Nuance	IN10K	IN2035	IN2504	IN2505	IN2510	IN2530	IN6537
MNHU060304R	0,07/0,15	positive geometry R0,4 / Géométrie positive R0,4					●		●	
MNHU060304R-PH	0,05/0,10	high-positive geometry R0,4 / Géométrie très positive R0,4			◐		●			
MNHU060308R	0,07/0,15	positive geometry R0,8 / Géométrie positive R0,8				◕	●	◐	●	◕
MNHU060308R-PH	0,05/0,10	high-positive geometry R0,8 / Géométrie très positive R0,8			◐		●		●	
MNHU060312R	0,07/0,15	positive geometry R1,2 / Géométrie positive R1,2				◕	●	◐	●	
MNHU060312R-PH	0,05/0,10	high-positive geometry R1,2 / Géométrie très positive R1,2						◐	●	
MNHU060316R [1]	0,07/0,15	positive geometry R1,6 / Géométrie positive R1,6					●		●	
MNHU060316R-PH [1]	0,05/0,10	high-positive geometry R1,6 / Géométrie très positive R1,6					●		●	
MNHU060320R [1]	0,07/0,15	positive geometry R2 / Géométrie positive R2					●		●	
MNHU060320R-PH [2]	0,07/0,15	high positive geometry R2 / Géométrie très positive R2						◐		
MNCU060304FR-P	0,05/0,15	non-ferrous geometry, polished R0,4 / Géo. pour mat. non fer., polie R0,4		●						
MNCU060308FR-P	0,05/0,15	non-ferrous geometry, polished R0,8 / Géo. pour mat. non fer., polie R0,8		●						
UNHU060320R-HF [1]	0,20/0,80	positive high feed geometry / Géométrie grande avance positive				◕	●		●	◕

[1] Cutter body has to be modified / Modifier le corps de fraise; [2] Cutter body has to be modified

● = P ● = M ● = K ● = N ● = S ○ = H

SCREW-IN TYPE ADAPTION
ATTACHEMENT FILETÉ





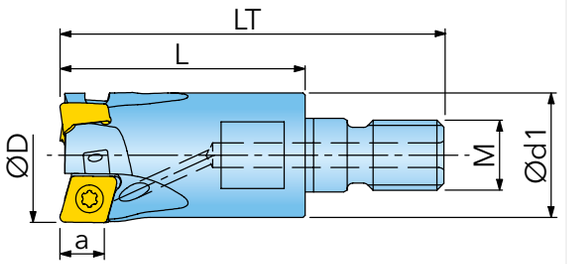

Designation Réf. de l'article	D	d1	LT	L	a	M	Z		IK	kg
1TJ1D016023X5R00	16	13	40,8	23	6	M8	2	3,5	✓	0,02
1TJ1D020035X6R00	20	18	54,8	35	6	M10	3	4,2	✓	0,06
1TJ1D025035X7R00	25	21	57	35	6	M12	4	4,9	✓	0,09
1TJ1D032043X8R00	32	29	67	43	6	M16	5	3,5	✓	0,21
1TJ1D040043X8R00	40	29	67	43	6	M16	6	2,6	✓	0,25

SPARE PARTS
ACCESSOIRES





SM30-068-30 (1,1Nm)	TX08x90-B

① = Insert screw / Vis de serrage plaquette ② = Torx-Bit / Embout torx

MNHU060304R

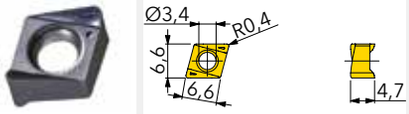

MNHU060304R-PH

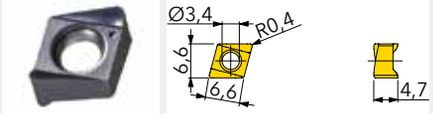

MNHU060308R

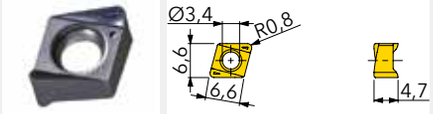

MNHU060308R-PH

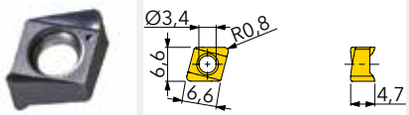

MNHU060312R

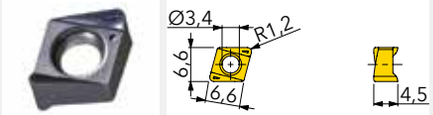

MNHU060312R-PH

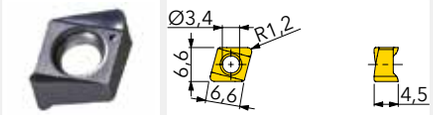

MNHU060316R

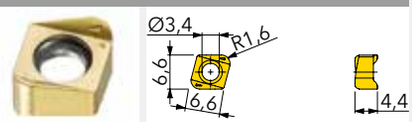

MNHU060316R-PH

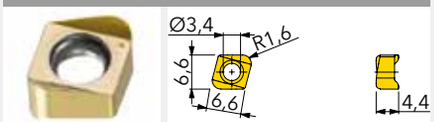

MNHU060320R

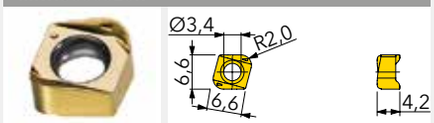

MNHU060320R-PH

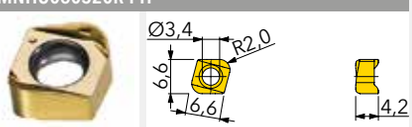

MNCU060304FR-P

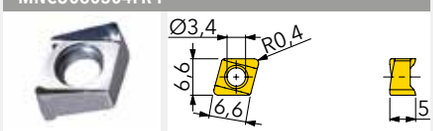

MNCU060308FR-P

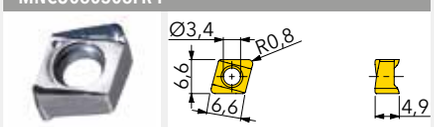

UNHU060320R-HF

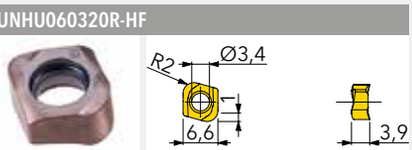

Designation Réf. de l'article	fz(min/max)	Design Conception	Grade Nuance	IN10K	IN2035	IN2504	IN2505	IN2510	IN2530	IN6537
MNHU060304R	0,07/0,15	positive geometry R0,4 / Géométrie positive R0,4					●		●	
MNHU060304R-PH	0,05/0,10	high-positive geometry R0,4 / Géométrie très positive R0,4			●		●			
MNHU060308R	0,07/0,15	positive geometry R0,8 / Géométrie positive R0,8				●	●	●	●	●
MNHU060308R-PH	0,05/0,10	high-positive geometry R0,8 / Géométrie très positive R0,8			●		●		●	
MNHU060312R	0,07/0,15	positive geometry R1,2 / Géométrie positive R1,2				●	●	●	●	
MNHU060312R-PH	0,05/0,10	high-positive geometry R1,2 / Géométrie très positive R1,2						●	●	
MNHU060316R [1]	0,07/0,15	positive geometry R1,6 / Géométrie positive R1,6					●		●	
MNHU060316R-PH [1]	0,05/0,10	high-positive geometry R1,6 / Géométrie très positive R1,6					●		●	
MNHU060320R [1]	0,07/0,15	positive geometry R2 / Géométrie positive R2					●		●	
MNHU060320R-PH [2]	0,07/0,15	high positive geometry R2 / Géométrie très positive R2						●		
MNCU060304FR-P	0,05/0,15	non-ferrous geometry, polished R0,4 / Géo. pour mat. non fer., polie R0,4		●						
MNCU060308FR-P	0,05/0,15	non-ferrous geometry, polished R0,8 / Géo. pour mat. non fer., polie R0,8		●						
UNHU060320R-HF [1]	0,20/0,80	positive high feed geometry / Géométrie grande avance positive				●	●		●	●

[1] Cutter body has to be modified / Modifier le corps de fraise; [2] Cutter body has to be modified

● = P ● = M ● = K ● = N ● = S ○ = H

FOR EXCHANGEABLE HEAD SYSTEM
POUR SYSTEME DE TETES INTERCHANGEABLES



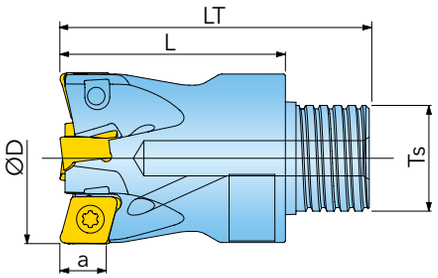

Designation Réf. de l'article	D	LT	L	a	Ts	Z		IK	kg
1TJ1D016026TRR00	16	37,9	26	6	T10	2	3,5	✓	0,03
1TJ1D020026TSR00	20	40	26	6	T12	3	4,2	✓	0,05
1TJ1D025032TUR00	25	49,1	32	6	T15	4	4,9	✓	0,09

SPARE PARTS
ACCESSOIRES



Diameter Range / Diamètres

16	SM30-068-30 (1,1Nm)	TX08x90-B	WS-0044 (28,0Nm)
20	SM30-068-30 (1,1Nm)	TX08x90-B	WS-0059 (28,0Nm)
25	SM30-068-30 (1,1Nm)	TX08x90-B	WS-0061 (28,0Nm)

① = Insert screw / Vis de serrage plaquette ② = Torx-Bit / Embout torx ③ = Wrench / Clé de serrage

Member IMC Group Ingersoll Cutting Tools

MNHU060304R

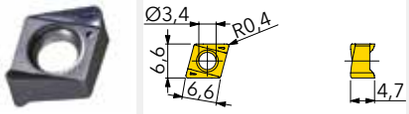

MNHU060304R-PH

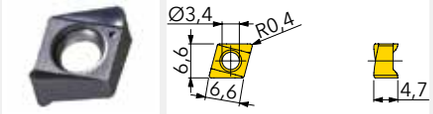

MNHU060308R

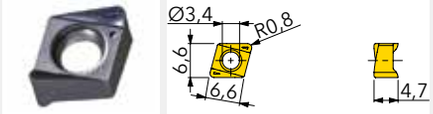

MNHU060308R-PH

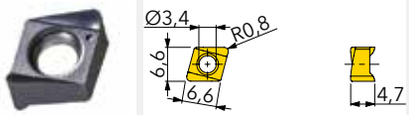

MNHU060312R

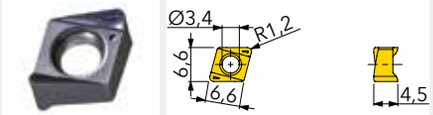

MNHU060312R-PH

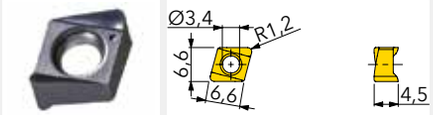

MNHU060316R

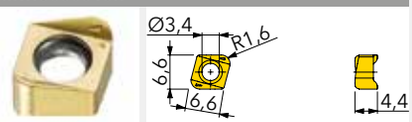

MNHU060316R-PH

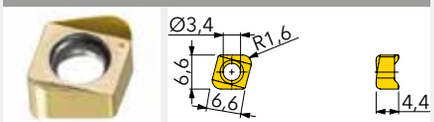

MNHU060320R

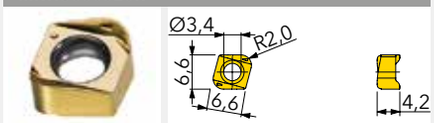

MNHU060320R-PH

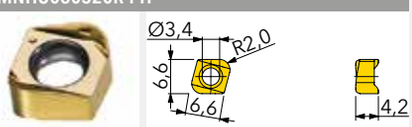

MNCU060304FR-P

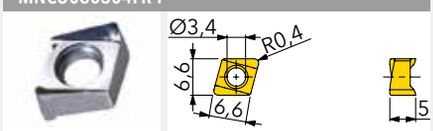

MNCU060308FR-P

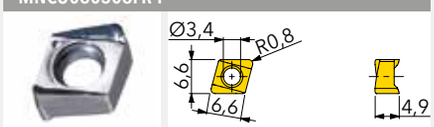

UNHU060320R-HF

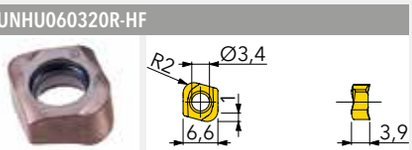

Designation Réf. de l'article	fz(min/max)	Design Conception	Grade Nuance	IN10K	IN2035	IN2504	IN2505	IN2510	IN2530	IN6537
MNHU060304R	0,07/0,15	positive geometry R0,4 / Géométrie positive R0,4					●		●	
MNHU060304R-PH	0,05/0,10	high-positive geometry R0,4 / Géométrie très positive R0,4			●		●			
MNHU060308R	0,07/0,15	positive geometry R0,8 / Géométrie positive R0,8				●	●	●	●	●
MNHU060308R-PH	0,05/0,10	high-positive geometry R0,8 / Géométrie très positive R0,8			●		●		●	
MNHU060312R	0,07/0,15	positive geometry R1,2 / Géométrie positive R1,2				●	●	●	●	
MNHU060312R-PH	0,05/0,10	high-positive geometry R1,2 / Géométrie très positive R1,2						●	●	
MNHU060316R [1]	0,07/0,15	positive geometry R1,6 / Géométrie positive R1,6					●		●	
MNHU060316R-PH [1]	0,05/0,10	high-positive geometry R1,6 / Géométrie très positive R1,6					●		●	
MNHU060320R [1]	0,07/0,15	positive geometry R2 / Géométrie positive R2					●		●	
MNHU060320R-PH [2]	0,07/0,15	high positive geometry R2 / Géométrie très positive R2						●		
MNCU060304FR-P	0,05/0,15	non-ferrous geometry, polished R0,4 / Géo. pour mat. non fer., polie R0,4		●						
MNCU060308FR-P	0,05/0,15	non-ferrous geometry, polished R0,8 / Géo. pour mat. non fer., polie R0,8		●						
UNHU060320R-HF [1]	0,20/0,80	positive high feed geometry / Géométrie grande avance positive				●	●		●	●

[1] Cutter body has to be modified / Modifier le corps de fraise; [2] Cutter body has to be modified

● = P ● = M ● = K ● = N ● = S ○ = H

ADAPTION ACC. TO DIN 1835 B (WELDON)
ATTACHEMENT DIN 1835 B (WELDON)



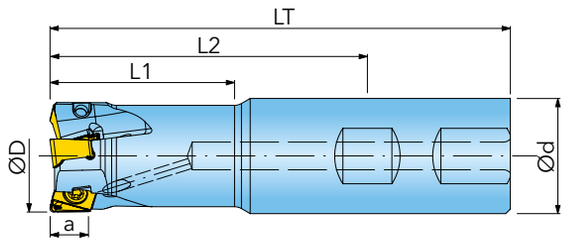

Designation Réf. de l'article	D	d	LT	L1	L2	a	Z		IK	kg
1TJ1F020030W4R00	20	20	100	30	75	8	2	3,5	✓	0,21
1TJ1F025040W5R00	25	25	100	40	68	8	3	4,7	✓	0,32
1TJ1F032040W5R00	32	25	100	40	68	8	4	4,9	✓	0,36

MNHU090408R-M

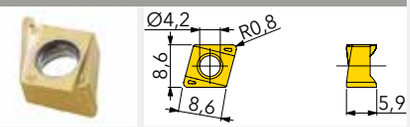

MNHU090408R-ML

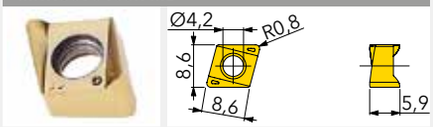

MNHU090416R-M

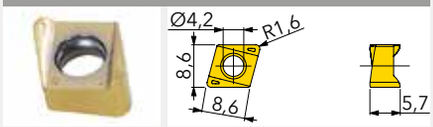

MNCU090404FR-AL

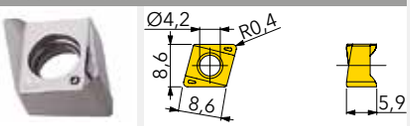

MNCU090408FR-AL

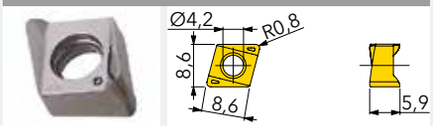

UNHU090432R-HF

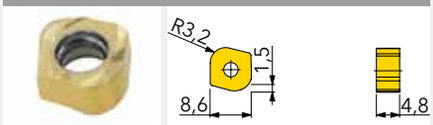

Designation Réf. de l'article	fz(min/max)	Design Conception	Grade Nuance	IN10K	IN2504	IN2505	IN2510	IN2530	IN6537		
MNHU090408R-M	0,07/0,15	positive geometry R0,8 / Géométrie positive R0,8			●	●	◐	●	●		
MNHU090408R-ML	0,07/0,15	high-positive geometry R0,8 / Géométrie très positive R0,8				●		●			
MNHU090416R-M	0,07/0,15	positive geometry R1,6 / Géométrie positive R1,6				●	◐	●			
MNCU090404FR-AL	0,05/0,35	non-ferrous geometry, polished R0,4 / Géo. pour mat. non fer., polie R0,4		●							
MNCU090408FR-AL	0,05/0,35	non-ferrous geometry, polished R0,8 / Géo. pour mat. non fer., polie R0,8		●							
UNHU090432R-HF [1]	0,20/1,00	positive high feed geometry / Géométrie grande avance positive			●	●			●		

[1] Cutter body has to be modified / Modifier le corps de fraise

● = P ● = M ● = K ● = N ● = S ○ = H

SPARE PARTS
ACCESSOIRES





	SM35-088-10 (3,0Nm)	TX10x90-B

① = Insert screw / Vis de serrage plaquette ② = Torx-Bit / Embout torx

Member IMC Group Ingersoll Cutting Tools

SCREW-IN TYPE ADAPTION
ATTACHEMENT FILETÉ



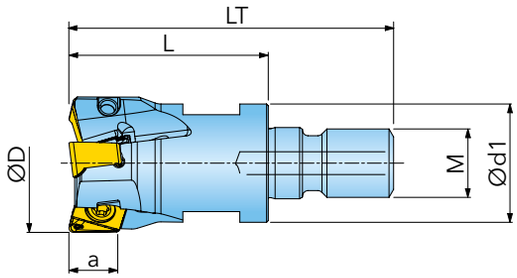

Designation Réf. de l'article	D	d1	LT	L	a	M	Z		IK	kg
1TJ1F020035X6R00	20	18	54,8	35	8	M10	2	3,5	✓	0,07
1TJ1F025035X7R00	25	21	57	35	8	M12	3	4,7	✓	0,10
1TJ1F032043X8R00	32	29	67	43	8	M16	4	4,9	✓	0,22
1TJ1F040043X8R00	40	29	67	43	8	M16	5	3,7	✓	0,26

MNHU090408R-M

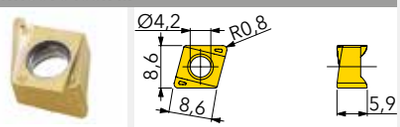

MNHU090408R-ML

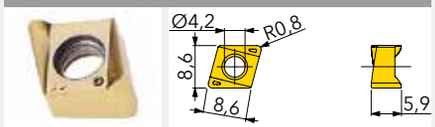

MNHU090416R-M

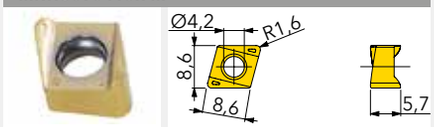

MNCU090404FR-AL

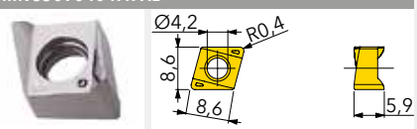

MNCU090408FR-AL

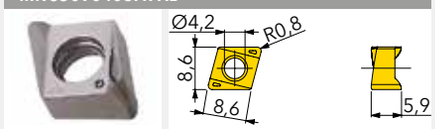

UNHU090432R-HF

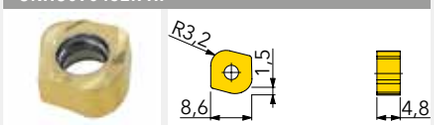

Designation Réf. de l'article	fz(min/max)	Design Conception	Grade Nuance	IN10K	IN2504	IN2505	IN2510	IN2530	IN6537
MNHU090408R-M	0,07/0,15	positive geometry R0,8 / Géométrie positive R0,8			●	●	●	●	●
MNHU090408R-ML	0,07/0,15	high-positive geometry R0,8 / Géométrie très positive R0,8				●		●	
MNHU090416R-M	0,07/0,15	positive geometry R1,6 / Géométrie positive R1,6				●	●	●	
MNCU090404FR-AL	0,05/0,35	non-ferrous geometry, polished R0,4 / Géo. pour mat. non fer., polie R0,4		●					
MNCU090408FR-AL	0,05/0,35	non-ferrous geometry, polished R0,8 / Géo. pour mat. non fer., polie R0,8		●					
UNHU090432R-HF [1]	0,20/1,00	positive high feed geometry / Géométrie grande avance positive			●	●			●

[1] Cutter body has to be modified / Modifier le corps de fraise

● = P ● = M ● = K ● = N ● = S ○ = H

SPARE PARTS
ACCESSOIRES

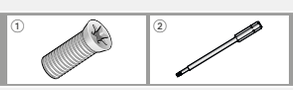

SM35-088-10 (3,0Nm) TX10x90-B

① = Insert screw / Vis de serrage plaquette ② = Torx-Bit / Embout torx

ADAPTION ACC. TO DIN 1835 B (WELDON)
ATTACHEMENT DIN 1835 B (WELDON)



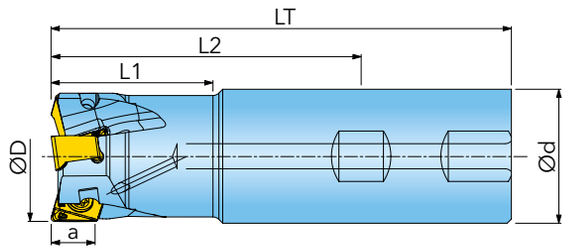

Designation Réf. de l'article	D	d	LT	L1	L2	a	Z		IK	kg
1TJ1G025030W5R00	25	25	100	40	68	10,5	2	5,0	✓	0,32
1TJ1G032040W6R00	32	32	110	38	64	10,5	3	5,3	✓	0,60

MNHU110608R-M

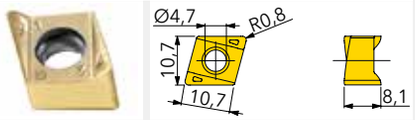

MNHU110608PNR-M

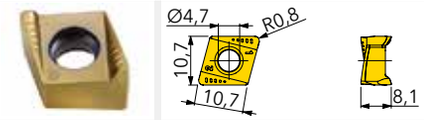

MNCU110608FR-AL

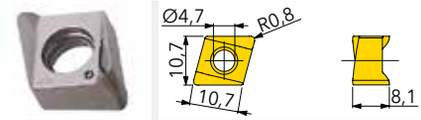

UNHU110640R-HF

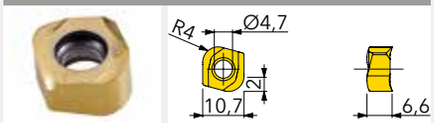

Designation Réf. de l'article	fz(min/max)	Design Conception	Grade Nuance	IN10K	IN2505	IN2510	IN2530	IN6537
MNHU110608R-M	0,09/0,18	positive Geometry R0,8 / Géométrie positive R0,8			●	◐	●	●
MNHU110608PNR-M	0,09/0,18	positive wiper insert R0.8 / Géométrie wiper positive R0,8			●		●	●
MNCU110608FR-AL	0,05/0,35	non-ferrous geometry, polished R0,8 / Géo. pour mat. non fer., polie R0,8		●				
UNHU110640R-HF [1]	0,30/1,20	positive high feed geometry / Géométrie grande avance positive			●			●

[1] Cutter body has to be modified / Modifier le corps de fraise

● = P ● = M ● = K ● = N ● = S ○ = H

SPARE PARTS
ACCESSOIRES



	SM40-100-10 (4,5Nm)	TX15x90-B

① = Insert screw / Vis de serrage plaquette ② = Torx-Bit / Embout torx

Member IMC Group Ingersoll Cutting Tools

SCREW-IN TYPE ADAPTION
ATTACHEMENT FILETÉ



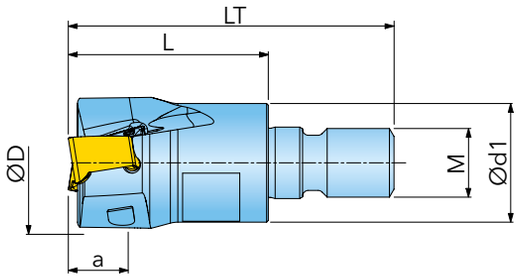

Designation Réf. de l'article	D	d1	LT	L	a	M	Z			kg
1TJ1G025035X7R00	25	21	57	35	10,5	M12	2	5,0	✓	0,10
1TJ1G032043X8R00	32	29	67	43	10,5	M16	3	5,3	✓	0,22
1TJ1G040043X8R00	40	29	67	43	10,5	M16	4	5,0	✓	0,26

MNHU110608R-M

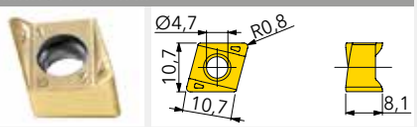

MNHU110608PNR-M

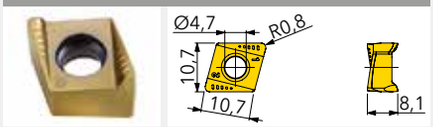

MNCU110608FR-AL

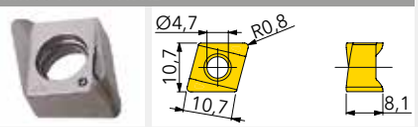

UNHU110640R-HF

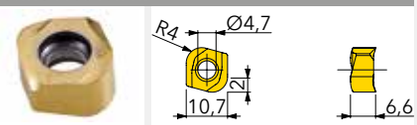

Designation Réf. de l'article	fz(min/max)	Design Conception	Grade Nuance	IN10K	IN2505	IN2510	IN2530	IN6537
MNHU110608R-M	0,09/0,18	positive Geometry R0,8 / Géométrie positive R0,8			●	◐	●	●
MNHU110608PNR-M	0,09/0,18	positive wiper insert R0.8 / Géométrie wiper positive R0,8			●		●	●
MNCU110608FR-AL	0,05/0,35	non-ferrous geometry, polished R0,8 / Géo. pour mat. non fer., polie R0,8		●				
UNHU110640R-HF[1)]	0,30/1,20	positive high feed geometry / Géométrie grande avance positive			●			●

[1)] Cutter body has to be modified / Modifier le corps de fraise

● = P ● = M ● = K ● = N ● = S ○ = H

SPARE PARTS
ACCESSOIRES

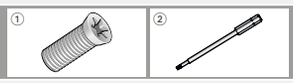

	SM40-100-10 (4,5Nm)	TX15x90-B

① = Insert screw / Vis de serrage plaquette ② = Torx-Bit / Embout torx

ADAPTION ACC. TO DIN 1835 A
ATTACHEMENT DIN 1835 A





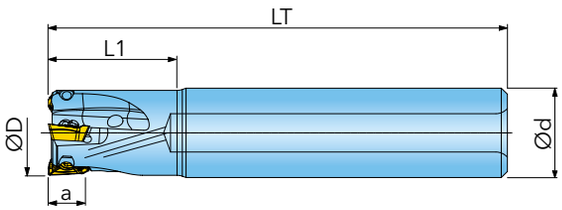

Designation Réf. de l'article	D	d	LT	L1	a	Z		IK	kg
1KJ1B010016T1R00	10	10	55	16	3,5	2	5,5	✓	0,03
1KJ1B012017T2R00	12	12	60	17	3,5	3	2,5	✓	0,04
1KJ1B016019T3R00	16	16	90	19	3,5	4	1,7	✓	0,12
1KJ1B020017T4R00	20	20	105	17	3,5	5	1,3	✓	0,23
1KJ1B025065T4R00	25	20	115	65	3,5	6	0,7	✓	0,25

THLS040202R-M



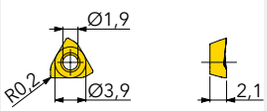

THLS040204R-M



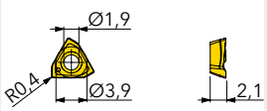

Designation Réf. de l'article	fz(min/max)	Design Conception	Grade Nuance	IN2505	IN2530
THLS040202R-M	0,04/0,08	positive geometry R0,2 / Géométrie positive R0,4			
THLS040204R-M	0,04/0,08	positive geometry R0,4 / Géométrie positive R0,4			

● = P ● = M ● = K ● = N ● = S ○ = H

SPARE PARTS
ACCESSOIRES





SM18-041-00 (0,5Nm) TXPLUS06x90-B

① = Insert screw / Vis de serrage plaquette ② = Torx-Bit / Embout torx

ADAPTION ACC. TO DIN 1835 B (WELDON)
ATTACHEMENT DIN 1835 B (WELDON)



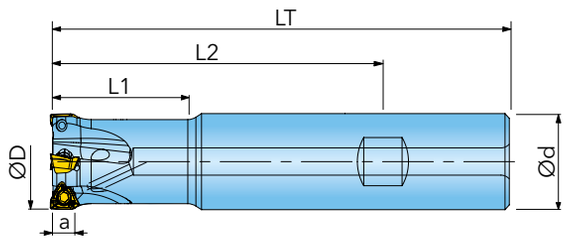

Designation Réf. de l'article	D	d	LT	L1	L2	a	Z		IK	kg
1KJ1B010018W3R00	10	16	80	18	56	3,5	2	5,5	✓	0,10
1KJ1B012020W3R00	12	16	80	20	56	3,5	3	2,5	✓	0,10
1KJ1B016026W3R00	16	16	85	26	61	3,5	4	1,7	✓	0,11
1KJ1B020030W4R00	20	20	90	30	65	3,5	5	1,3	✓	0,19
1KJ1B025040W5R00	25	25	100	40	68	3,5	6	0,7	✓	0,33

THLS040202R-M

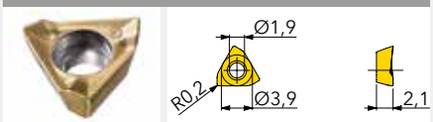

THLS040204R-M

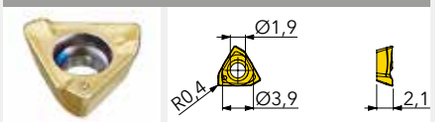

Designation Réf. de l'article	fz(min/max)	Design Conception	Grade Nuance	IN2505	IN2530
THLS040202R-M	0,04/0,08	positive geometry R0,2 / Géométrie positive R0,4			
THLS040204R-M	0,04/0,08	positive geometry R0,4 / Géométrie positive R0,4			

● = P ● = M ● = K ● = N ● = S ○ = H

SPARE PARTS
ACCESSOIRES





SM18-041-00 (0,5Nm) TXPLUS06x90-B

① = Insert screw / Vis de serrage plaquette ② = Torx-Bit / Embout torx

SCREW-IN TYPE ADAPTION
ATTACHEMENT FILETÉ



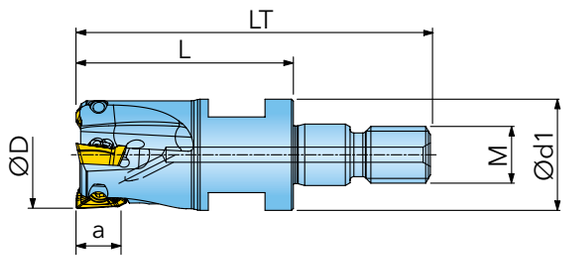

Designation Réf. de l'article	D	d1	LT	L	a	M	Z		IK	kg
1KJ1B010017X4R00	10	9,8	31,5	17	3,5	M6	2	5,5	✓	0,01
1KJ1B012023X4R01	12	11,8	37,5	23	3,5	M6	2	2,5	✓	0,02
1KJ1B012023X4R00	12	11,8	37,5	23	3,5	M6	3	2,5	✓	0,02
1KJ1B016023X5R00	16	13	40,8	23	3,5	M8	4	1,7	✓	0,03
1KJ1B020030X6R00	20	18	49,8	30	3,5	M10	5	1,3	✓	0,06
1KJ1B025035X7R00	25	21	57	35	3,5	M12	6	0,7	✓	0,10

THLS040202R-M



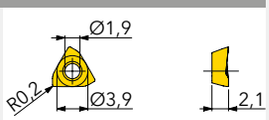

THLS040204R-M



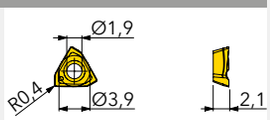

Designation Réf. de l'article	fz(min/max)	Design Conception	Grade Nuance	IN2505	IN2530
THLS040202R-M	0,04/0,08	positive geometry R0,2 / Géométrie positive R0,4			
THLS040204R-M	0,04/0,08	positive geometry R0,4 / Géométrie positive R0,4			

● = P ● = M ● = K ● = N ● = S ○ = H

SPARE PARTS
ACCESSOIRES



	SM18-041-00 (0,5Nm)	TXPLUS06x90-B

① = Insert screw / Vis de serrage plaquette ② = Torx-Bit / Embout torx

Member IMC Group Ingersoll Cutting Tools

ADAPTION ACC. TO DIN 1835 B (WELDON)
ATTACHEMENT DIN 1835 B (WELDON)



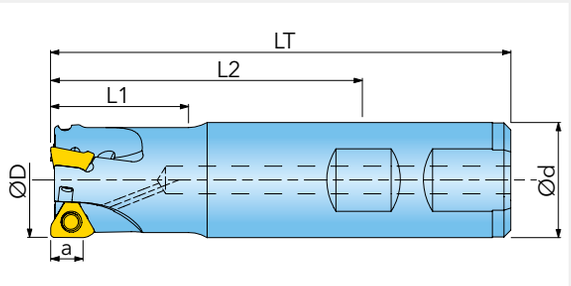

Designation Réf. de l'article	D	d	LT	L1	L2	a	Z		IK	kg
1KJ1D020025W4R00	20	20	90	25	65	7	2	3,3	✓	0,17
1KJ1D020075W4R00	20	20	125	75	100	7	2	3,3	✓	0,24
1KJ1D025030W5R00	25	25	100	30	68	7	3	2,8	✓	0,31
1KJ1D025085W5R00	25	25	145	85	113	7	3	2,8	✓	0,43
1KJ1D032040W6R00	32	32	110	40	74	7	5	1,8	✓	0,59
1KJ1D040040W6R00	40	32	115	40	75	7	6	1,3	✓	0,69

THLS060404R

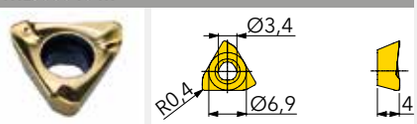

THLS060404R-HR

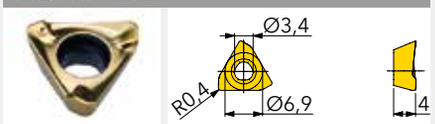

THLS060408R

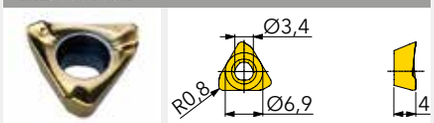

THLS060408R-HR

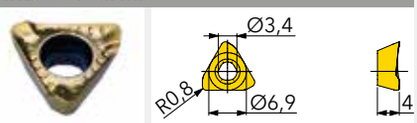

THES060408R

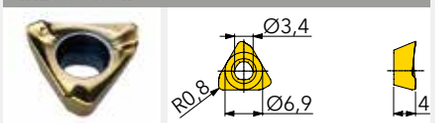

THLS060416R

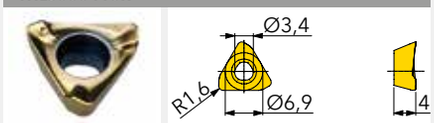

THES060404FR-P

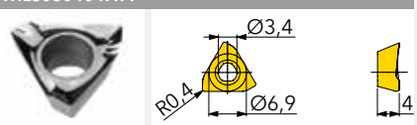

THES060408FR-P

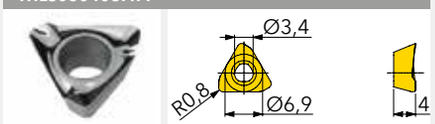

Designation Réf. de l'article	fz(min/max)	Design Conception	Grade Nuance	IN10K	IN2035	IN2504	IN2505	IN2510	IN2530
THLS060404R	0,08/0,12	positive geometry R0,4 / Géométrie positive R0,4			◐	◔	◔	◐	◔
THLS060404R-HR	0,08/0,12	high positive geometry R0,4 / Géométrie très positive R0,4					◔		◔
THLS060408R	0,08/0,12	positive geometry R0,8 / Géométrie positive R0,8			◐	◔	◔	◐	◔
THLS060408R-HR	0,08/0,12	high positive geometry R0,8 / Géométrie très positive R0,8			◐		◔		◔
THES060408R	0,08/0,12	positive geometry, ground R0,8 / Géométrie positive affûtée R0,8					◔		
THLS060416R	0,08/0,12	positive geometry R1,6 / Géométrie positive R1,6					◔		
THES060404FR-P	0,05/0,30	non-ferrous geometry, polished R0,4 / Géo. pour mat. non fer., polie R0,4		●					
THES060408FR-P	0,05/0,30	non-ferrous geometry, polished R0,8 / Géo. pour mat. non fer., polie R0,8		●					

● = P ● = M ● = K ● = N ● = S ○ = H

SPARE PARTS
ACCESSOIRES





SM25-065-R0 (1,1Nm) TX08x90-B

① = Insert screw / Vis de serrage plaquette ② = Torx-Bit / Embout torx

SCREW-IN TYPE ADAPTION
ATTACHEMENT FILETÉ



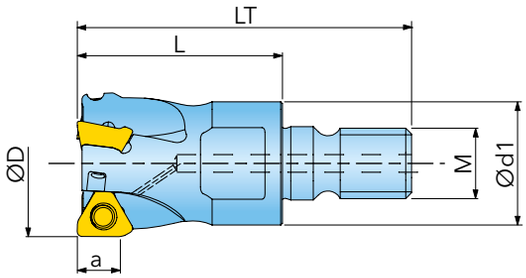

Designation Réf. de l'article	D	d1	LT	L	a	M	Z		IK	kg
1KJ1D020035X6R00	20	18	54,8	35	7	M10	2	3,3	✓	0,06
1KJ1D025035X7R00	25	21	57	35	7	M12	3	2,8	✓	0,09
1KJ1D032043X8R00	32	29	67	43	7	M16	5	1,8	✓	0,22
1KJ1D035043X8R00	35	29	67	43	7	M16	5	1,6	✓	0,22
1KJ1D040043X8R00	40	29	67	43	7	M16	6	1,3	✓	0,28

THLS060404R

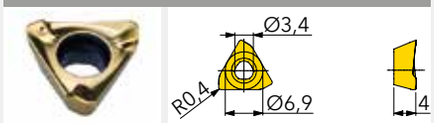

THLS060404R-HR

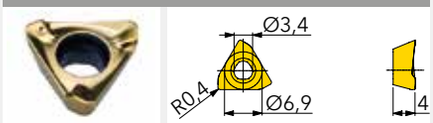

THLS060408R

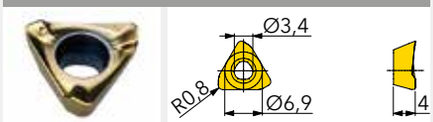

THLS060408R-HR

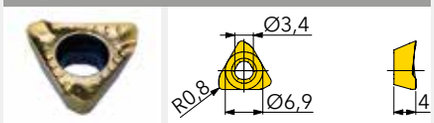

THES060408R

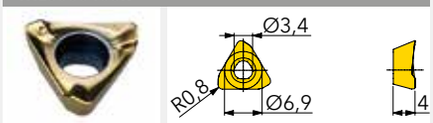

THLS060416R

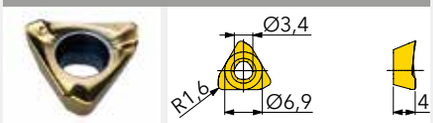

THES060404FR-P

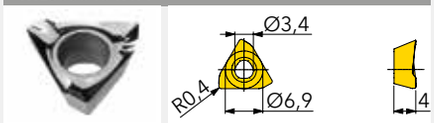

THES060408FR-P

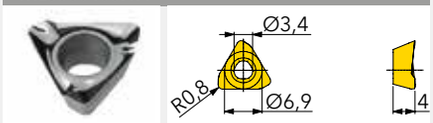

Designation Réf. de l'article	fz(min/max)	Design Conception	Grade Nuance	IN10K	IN2035	IN2504	IN2505	IN2510	IN2530
THLS060404R	0,08/0,12	positive geometry R0,4 / Géométrie positive R0,4			◐	◔	◐	◐	◔
THLS060404R-HR	0,08/0,12	high positive geometry R0,4 / Géométrie très positive R0,4					◐		◔
THLS060408R	0,08/0,12	positive geometry R0,8 / Géométrie positive R0,8			◐	◔	◐	◐	◔
THLS060408R-HR	0,08/0,12	high positive geometry R0,8 / Géométrie très positive R0,8			◐		◐		◔
THES060408R	0,08/0,12	positive geometry, ground R0,8 / Géométrie positive affûtée R0,8					◐		
THLS060416R	0,08/0,12	positive geometry R1,6 / Géométrie positive R1,6					◐		
THES060404FR-P	0,05/0,30	non-ferrous geometry, polished R0,4 / Géo. pour mat. non fer., polie R0,4		●					
THES060408FR-P	0,05/0,30	non-ferrous geometry, polished R0,8 / Géo. pour mat. non fer., polie R0,8		●					

◐ = P ◐ = M ◐ = K ● = N ◐ = S ○ = H

SPARE PARTS
ACCESSOIRES



	SM25-065-R0 (1,1Nm)	TX08x90-B

① = Insert screw / Vis de serrage plaquette ② = Torx-Bit / Embout torx

Member IMC Group Ingersoll Cutting Tools

ADAPTION ACC. TO DIN 1835 B (WELDON)
ATTACHEMENT DIN 1835 B (WELDON)



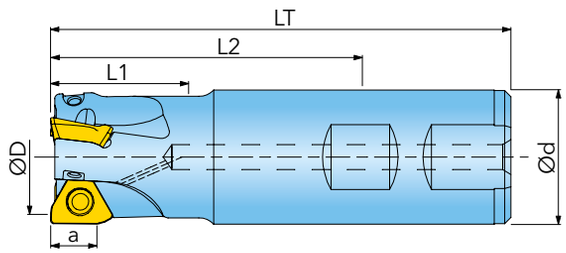

Designation Réf. de l'article	D	d	LT	L1	L2	a	Z		IK	kg
1KJ1G032040W6R00	32	32	110	40	74	11	3	3,0	✓	0,55
1KJ1G040040W6R00	40	32	110	40	74	11	4	2,0	✓	0,63

THES100504R

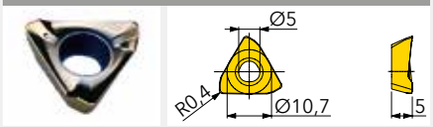

THLS100508R

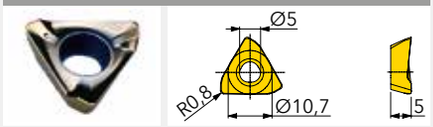

THLS100508R-HR

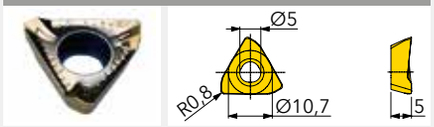

THES100508R

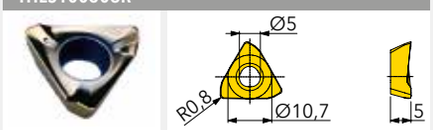

THLS100516R

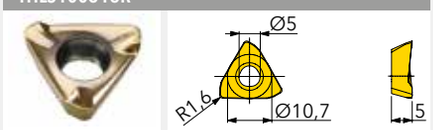

THES100516R

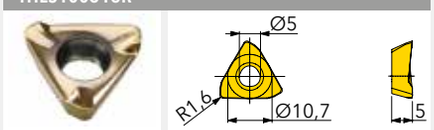

THLS100524R

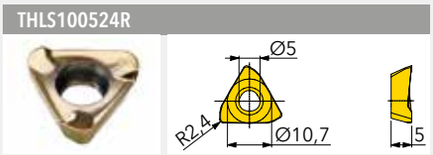

THES100504FR-P

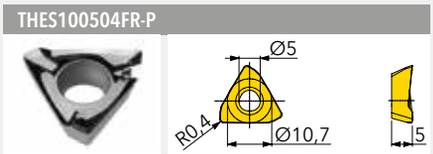

THES100508FR-P

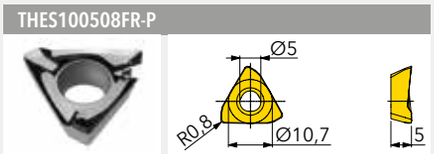

Designation Réf. de l'article	fz(min/max)	Design Conception	Grade Nuance	IN10K	IN2035	IN2504	IN2505	IN2510	IN2530
THES100504R	0,10/0,20	positive geometry, ground R0,4 / Géométrie positive affûtée R0,4					●		
THLS100508R	0,10/0,20	positive geometry R0,8 / Géométrie positive R0,8			◐	◑	●	◐	◑
THLS100508R-HR	0,08/0,20	high positive geometry R0,8 / Géométire très positive R0,8			◐		●		◑
THES100508R	0,10/0,20	positive geometry, ground R0,8 / Géométrie positive affûtée R0,8					●		
THLS100516R	0,10/0,20	positive geometry R1,6 / Géométrie positive R1,6					●		
THES100516R	0,10/0,20	positive geometry, ground R1,6 / Géométrie positive affûtée R1,6					●		
THLS100524R	0,10/0,20	positive geometry R2,4 / Géométrie positive R2,4					●		
THES100504FR-P	0,05/0,35	non-ferrous geometry, polished R0,4 / Géo. pour mat. non fer., polie R0,4		●					
THES100508FR-P	0,05/0,35	non-ferrous geometry, polished R0,8 / Géo. pour mat. non fer., polie R0,8		●					

● = P ● = M ● = K ● = N ● = S ○ = H

SPARE PARTS
ACCESSOIRES

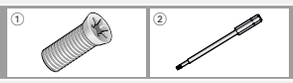

SM40-100-R0 (4,5Nm) TX15x90-B

① = Insert screw / Vis de serrage plaquette ② = Torx-Bit / Embout torx

SCREW-IN TYPE ADAPTION
ATTACHEMENT FILETÉ



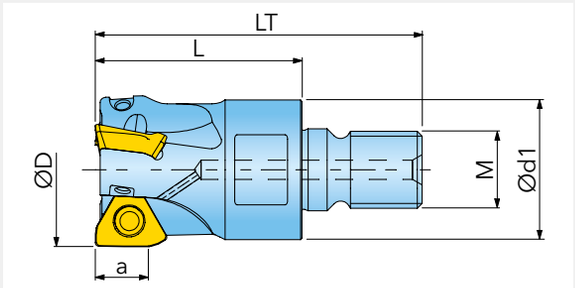

Designation Réf. de l'article	D	d1	LT	L	a	M	Z		IK	kg
1KJ1G032043X8R00	32	29	67	43	11	M16	3	3,2	✓	0,18
1KJ1G035043X8R00	35	29	67	43	11	M16	3	2,4	✓	0,19
1KJ1G040043X8R00	40	29	67	43	11	M16	4	2,0	✓	0,22

THES100504R

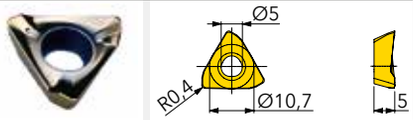

THLS100508R

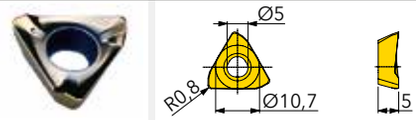

THLS100508R-HR

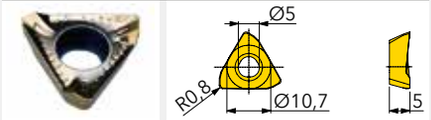

THES100508R

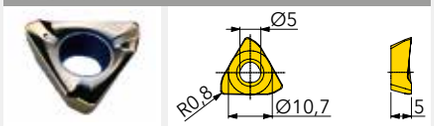

THLS100516R

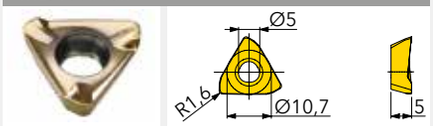

THES100516R

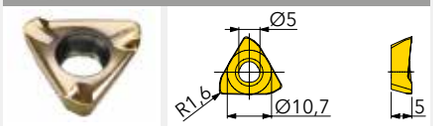

THLS100524R

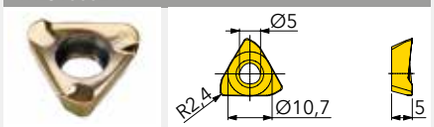

THES100504FR-P

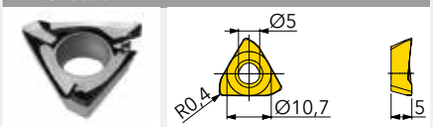

THES100508FR-P

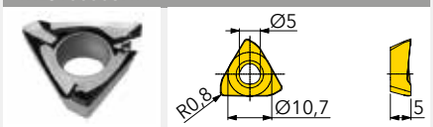

Designation Réf. de l'article	fz(min/max)	Design Conception	Grade Nuance	IN10K	IN2035	IN2504	IN2505	IN2510	IN2530		
THES100504R	0,10/0,20	positive geometry, ground R0,4 / Géométrie positive affûtée R0,4					●				
THLS100508R	0,10/0,20	positive geometry R0,8 / Géométrie positive R0,8			●	●	●	●	●		
THLS100508R-HR	0,08/0,20	high positive geometry R0,8 / Géométire très positive R0,8			●		●		●		
THES100508R	0,10/0,20	positive geometry, ground R0,8 / Géométrie positive affûtée R0,8					●				
THLS100516R	0,10/0,20	positive geometry R1,6 / Géométrie positive R1,6					●				
THES100516R	0,10/0,20	positive geometry, ground R1,6 / Géométrie positive affûtée R1,6					●				
THLS100524R	0,10/0,20	positive geometry R2,4 / Géométrie positive R2,4					●				
THES100504FR-P	0,05/0,35	non-ferrous geometry, polished R0,4 / Géo. pour mat. non fer., polie R0,4		●							
THES100508FR-P	0,05/0,35	non-ferrous geometry, polished R0,8 / Géo. pour mat. non fer., polie R0,8		●							

● = P ● = M ● = K ● = N ● = S ○ = H

SPARE PARTS
ACCESSOIRES



	SM40-100-R0 (4,5Nm)	TX15x90-B

① = Insert screw / Vis de serrage plaquette ② = Torx-Bit / Embout torx

Member IMC Group Ingersoll Cutting Tools

ADAPTION ACC. TO DIN 1835 A
ATTACHEMENT DIN 1835 A



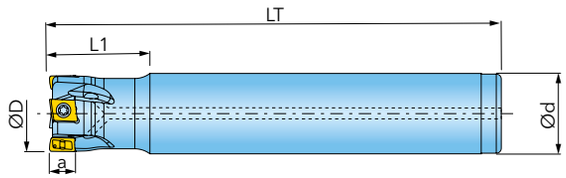

Designation Réf. de l'article	D	d	LT	L	a	Z		IK	kg
1EJ5A010015T1R00	10	10	80	15	4,6	2	1,8	✓	0,097
1EJ5A012015T2R00	12	12	80	15	4,6	2	1,5	✓	0,115
1EJ5A012015T2R01	12	12	80	15	4,6	3	1,5	✓	0,135

CGX101R001-M

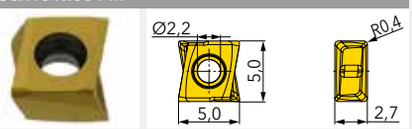

CGM101R001-ML

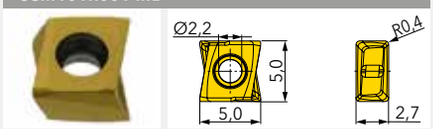

Designation Réf. de l'article	fz(min/max)	Design Conception	Grade Nuance	IN2505	IN2530
CGX101R001-M	0,04/0,08	positive geometry R0,4, pressed to size / Géométrie positive R0,4, brut de frittage			
CGM101R001-ML	0,04/0,08	positive geometry R0,4, ground / Géométrie positive R0,4, affûtée			

● = P ● = M ● = K ● = N ● = S ○ = H

SPARE PARTS
ACCESSOIRES





SM18-041-00 (0,5Nm) TXPLUS06x90-B

① = Insert screw / Vis de serrage plaquette ② = Torx-Bit / Embout torx

ADAPTION ACC. TO DIN 1835 B (WELDON)
ATTACHEMENT DIN 1835 B (WELDON)





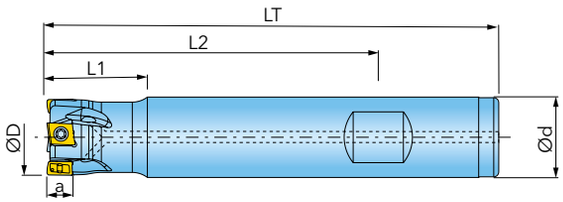

Designation Réf. de l'article	D	d	LT	L	a	Z			IK	kg
1EJ5A016020W3R00	16	16	90	20	4,6	3	1,0		✓	0,195
1EJ5A016020W3R01	16	16	90	20	4,6	4	1,0		✓	0,195
1EJ5A020025W4R00	20	20	100	25	4,6	4	0,8		✓	0,285
1EJ5A020025W4R01	20	20	100	25	4,6	5	0,8		✓	0,270
1EJ5A025030W5R00	25	25	110	30	4,6	6	0,6		✓	0,420
1EJ5A032020W5R00	32	25	110	20	4,6	8	0,4		✓	0,485

CGX101R001-M



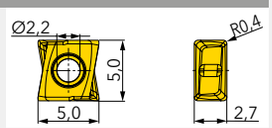

CGM101R001-ML



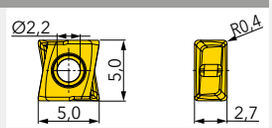

Designation Réf. de l'article	fz(min/max)	Design Conception	Grade Nuance	IN2505	IN2530
CGX101R001-M	0,04/0,08	positive geometry R0,4, pressed to size / Géométrie positive R0,4, brut de frittage			
CGM101R001-ML	0,04/0,08	positive geometry R0,4, ground / Géométrie positive R0,4, affûtée			

● = P ● = M ● = K ● = N ● = S ○ = H

SPARE PARTS
ACCESSOIRES





SM18-041-00 (0,5Nm) TXPLUS06x90-B

① = Insert screw / Vis de serrage plaquette ② = Torx-Bit / Embout torx

Member IMC Group Ingersoll Cutting Tools

SCREW-IN TYPE ADAPTION
ATTACHEMENT FILETÉ



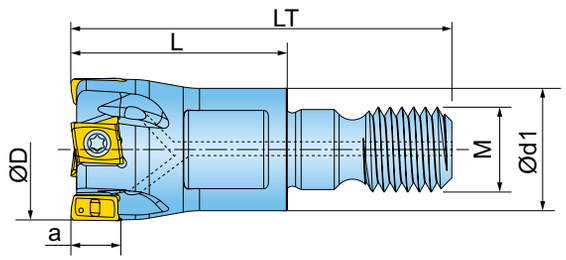

Designation Réf. de l'article	D	d1	LT	L	a	M	Z				
1EJ5A010017X4R00	10	9,7	31,5	17	4,6	M06	2	1,8		✓	0,085
1EJ5A012017X4R00	12	11	31,5	17	4,6	M06	3	1,5		✓	0,065
1EJ5A016023X5R00	16	13	40,5	23	4,6	M08	4	1,0		✓	0,100
1EJ5A020023X6R00	20	18	43,0	23	4,6	M10	5	0,8		✓	0,105
1EJ5A025027X7R00	25	21	49,0	27	4,6	M12	6	0,6		✓	0,140
1EJ5A032027X8R00	32	29	52,0	27	4,6	M16	8	0,4		✓	0,215

CGX101R001-M



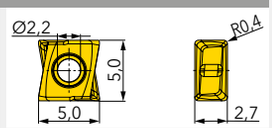

CGM101R001-ML



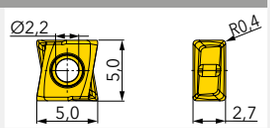

Designation Réf. de l'article	fz(min/max)	Design Conception	Grade Nuance	IN2505	IN2530
CGX101R001-M	0,04/0,08	positive geometry R0,4, pressed to size / Géométrie positive R0,4, brut de frittage			
CGM101R001-ML	0,04/0,08	positive geometry R0,4, ground / Géométrie positive R0,4, affûtée			

● = P ● = M ● = K ● = N ● = S ○ = H

SPARE PARTS
ACCESSOIRES





SM18-041-00 (0,5Nm) TXPLUS06x90-B

① = Insert screw / Vis de serrage plaquette ② = Torx-Bit / Embout torx

ADAPTION ACC. TO DIN 1835 B (WELDON)
ATTACHEMENT DIN 1835 B (WELDON)



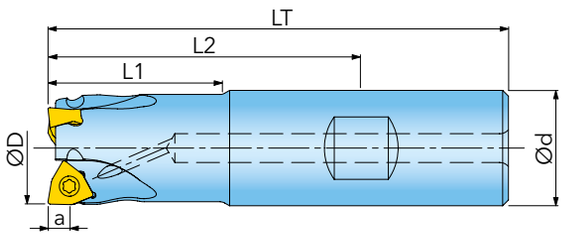

Designation Réf. de l'article	D	d	LT	L1	L2	a	Z		IK	kg
1WJ1D016026W3R00	16	16	85	26	61	3,8	2	3,0	✓	0,11
1WJ1D020030W4R00	20	20	90	30	65	3,8	3	2,4	✓	0,18
1WJ1D025040W5R00	25	25	100	40	68	3,8	5	1,9	✓	0,33
1WJ1D032040W5R00	32	25	100	40	68	3,8	6	1,5	✓	0,35

WNMU04T302N

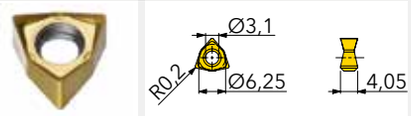

WNMU04T304N

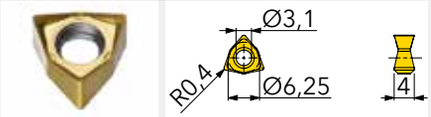

WNCU04T302FN-P

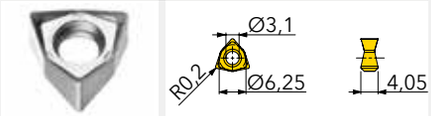

WNCU04T304FN-P

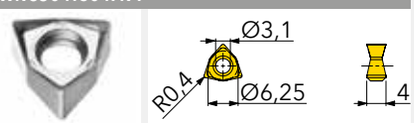

WNCU04T308FN-P

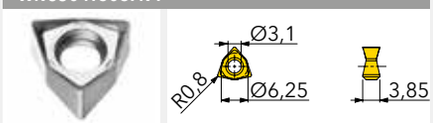

Designation Réf. de l'article	fz(min/max)	Design Conception	Grade Nuance	IN10K	IN2035	IN2504	IN2505	IN2530	IN6537
WNMU04T302N	0,07/0,18	positive geometry R0,2 / Géométrie positive R0,2					◐	◐	
WNMU04T304N	0,07/0,18	positive geometry R0,4 / Géométrie positive R0,4			◐	◐	◐	◐	◐
WNCU04T302FN-P	0,05/0,20	non-ferrous geometry R0,2 / Géo. pour mat. non fer. R0,2		●					
WNCU04T304FN-P	0,05/0,20	non-ferrous geometry R0,4 / Géo. pour mat. non fer. R0,4		●					
WNCU04T308FN-P	0,05/0,20	non-ferrous geometry R0,8 / Géo. pour mat. non fer. R0,8		●					

● = P ◐ = M ● = K ● = N ● = S ○ = H

SPARE PARTS
ACCESSOIRES





SM25-064-00 (1,1Nm) TX08x90-B

① = Insert screw / Vis de serrage plaquette ② = Torx-Bit / Embout torx

Member IMC Group Ingersoll Cutting Tools

SCREW-IN TYPE ADAPTION
ATTACHEMENT FILETÉ



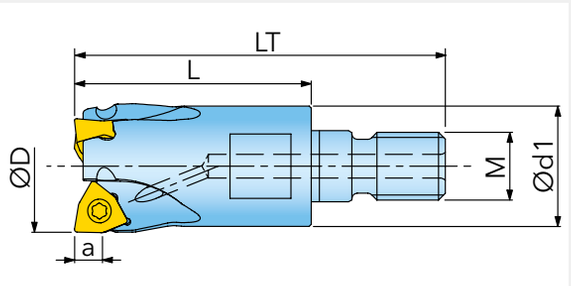

Designation Réf. de l'article	D	d1	LT	L	a	M	Z		IK	kg
1WJ1D016023X5R00	16	13	40,8	23	3,8	M8	2	3,0	✓	0,03
1WJ1D020035X6R00	20	18	54,8	35	3,8	M10	3	2,4	✓	0,07
1WJ1D025035X7R00	25	21	57	35	3,8	M12	5	1,9	✓	0,10
1WJ1D032043X8R00	32	29	67	43	3,8	M16	6	1,5	✓	0,22
1WJ1D035043X8R00	35	29	67	43	3,8	M16	6	1,7	✓	0,23
1WJ1D040043X8R00	40	29	67	43	3,8	M16	7	2,1	✓	0,25

WNMU04T302N

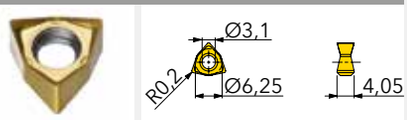

WNMU04T304N

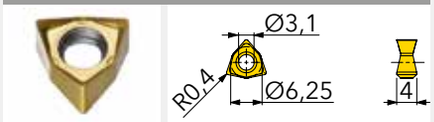

WNCU04T302FN-P

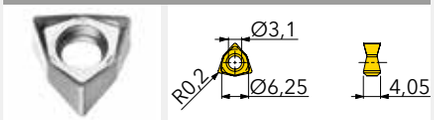

WNCU04T304FN-P

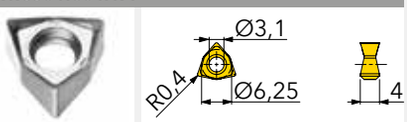

WNCU04T308FN-P

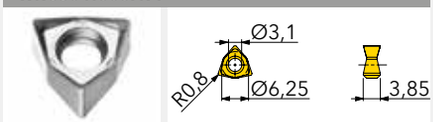

Designation Réf. de l'article	fz(min/max)	Design Conception	Grade Nuance	IN10K	IN2035	IN2504	IN2505	IN2530	IN6537		
WNMU04T302N	0,07/0,18	positive geometry R0,2 / Géométrie positive R0,2					●	●			
WNMU04T304N	0,07/0,18	positive geometry R0,4 / Géométrie positive R0,4			●	●	●	●	●		
WNCU04T302FN-P	0,05/0,20	non-ferrous geometry R0,2 / Géo. pour mat. non fer. R0,2		●							
WNCU04T304FN-P	0,05/0,20	non-ferrous geometry R0,4 / Géo. pour mat. non fer. R0,4		●							
WNCU04T308FN-P	0,05/0,20	non-ferrous geometry R0,8 / Géo. pour mat. non fer. R0,8		●							

● = P ● = M ● = K ● = N ● = S ○ = H

SPARE PARTS
ACCESSOIRES

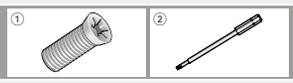

SM25-064-00 (1,1Nm) TX08x90-B

① = Insert screw / Vis de serrage plaquette ② = Torx-Bit / Embout torx

FOR EXCHANGEABLE HEAD SYSTEM
POUR SYSTEME DE TETES INTERCHANGEABLES



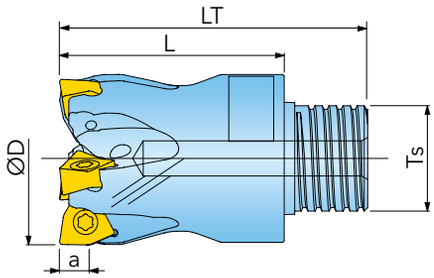

Designation Réf. de l'article	D	LT	L	a	Ts	Z		IK	kg
1WJ1D016026TRR00	16	37,9	26	3,8	T10	2	3,0	✓	0,03
1WJ1D020026TSR00	20	40	26	3,8	T12	3	2,4	✓	0,05
1WJ1D025032TUR00	25	49,1	32	3,8	T15	5	1,9	✓	0,09

WNMU04T302N

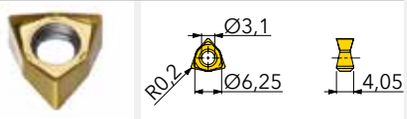

WNMU04T304N

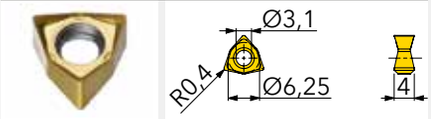

WNCU04T302FN-P

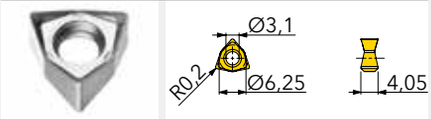

WNCU04T304FN-P

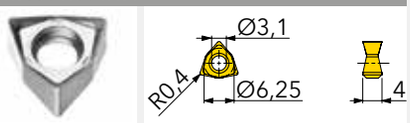

WNCU04T308FN-P

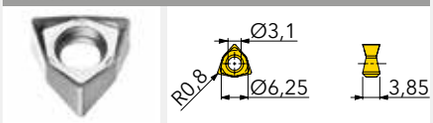

Designation Réf. de l'article	fz(min/max)	Design Conception	Grade Nuance	IN10K	IN2035	IN2504	IN2505	IN2530	IN6537
WNMU04T302N	0,07/0,18	positive geometry R0,2 / Géométrie positive R0,2					●	●	
WNMU04T304N	0,07/0,18	positive geometry R0,4 / Géométrie positive R0,4			●	●	●	●	●
WNCU04T302FN-P	0,05/0,20	non-ferrous geometry R0,2 / Géo. pour mat. non fer. R0,2		●					
WNCU04T304FN-P	0,05/0,20	non-ferrous geometry R0,4 / Géo. pour mat. non fer. R0,4		●					
WNCU04T308FN-P	0,05/0,20	non-ferrous geometry R0,8 / Géo. pour mat. non fer. R0,8		●					

● = P ● = M ● = K ● = N ● = S ○ = H

SPARE PARTS
ACCESSOIRES



Diameter Range / Diamètres

16	SM25-064-00 (1,1Nm)	TX08x90-B	WS-0044 (28,0Nm)
20	SM25-064-00 (1,1Nm)	TX08x90-B	WS-0059 (28,0Nm)
25	SM25-064-00 (1,1Nm)	TX08x90-B	WS-0061 (28,0Nm)

① = Insert screw / Vis de serrage plaquette ② = Torx-Bit / Embout torx ③ = Wrench / Clé de serrage

Member IMC Group Ingersoll Cutting Tools

ADAPTION ACC. TO DIN 1835 B (WELDON)
ATTACHEMENT DIN 1835 B (WELDON)



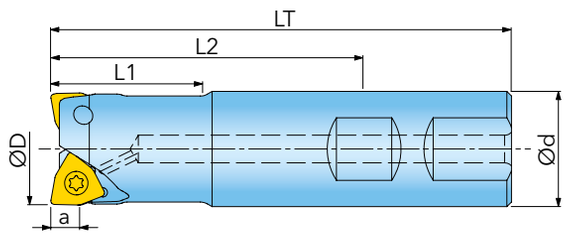

Designation Réf. de l'article	D	d	LT	L1	L2	a	Z		IK	kg
1WJ1F025030W5R00	25	25	100	30	68	5,8	2	2,9	✓	0,32
1WJ1F032040W6R00	32	32	110	40	74	5,8	3	2,2	✓	0,58
1WJ1F040040W6R00	40	32	115	40	79	5,8	4	1,8	✓	0,66

WNMU060604N

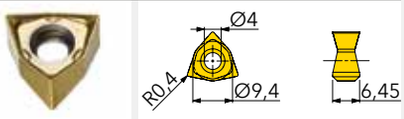

WNMU060608N

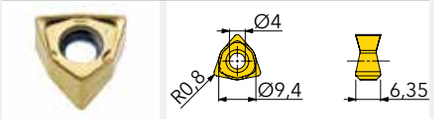

WNCU060604FN-P

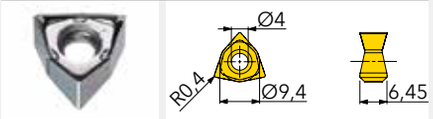

WNCU060608FN-P

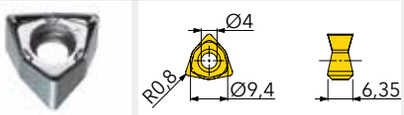

WNCU060616FN-P

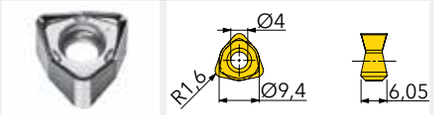

Designation Réf. de l'article	fz(min/max)	Design Conception	Grade Nuance	IN10K	IN2035	IN2504	IN2505	IN2530	IN6537		
WNMU060604N	0,13/0,35	positive geometry R0,4 / Géométrie positive R 0,4			◐	◐	◐	◐			
WNMU060608N	0,13/0,35	positive geometry R0,8 / Géométrie positive R0,8			◐	◐	◐	◐	◐		
WNCU060604FN-P	0,05/0,35	non-ferrous geometry R0,4 / Géo. pour mat. non fer. R0,4		●							
WNCU060608FN-P	0,05/0,35	non-ferrous geometry R0,8 / Géo. pour mat. non fer. R0,8		●							
WNCU060616FN-P	0,05/0,35	non-ferrous geometry R1,6 / Géo. pour mat. non fer. R1,6		●							

● = P ● = M ● = K ● = N ● = S ○ = H

SPARE PARTS
ACCESSOIRES

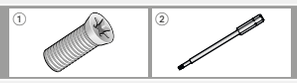

SM35-088-60 (3,0Nm) TX10x90-B

① = Insert screw / Vis de serrage plaquette ② = Torx-Bit / Embout torx

SCREW-IN TYPE ADAPTION
ATTACHEMENT FILETÉ



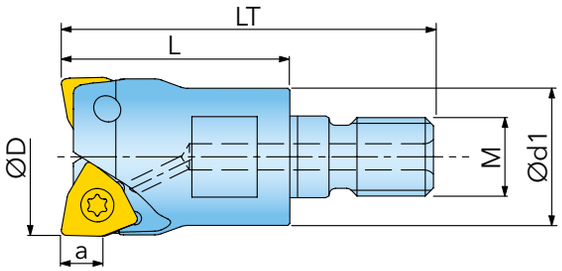

Designation Réf. de l'article	D	d1	LT	L	a	M	Z		IK	kg
1WJ1F025035X7R00	25	21	57	35	5,8	M12	2	2,9	✓	0,10
1WJ1F032043X8R00	32	29	67	43	5,8	M16	3	2,2	✓	0,21
1WJ1F040043X8R00	40	29	67	43	5,8	M16	4	1,8	✓	0,25

WNMU060604N

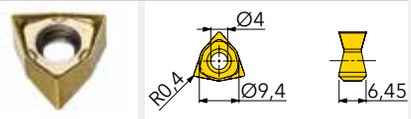

WNMU060608N

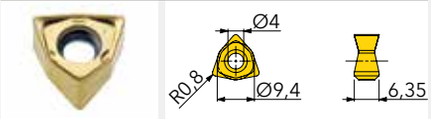

WNCU060604FN-P

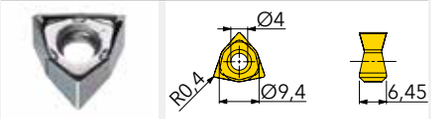

WNCU060608FN-P

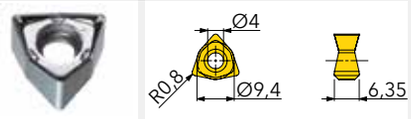

WNCU060616FN-P

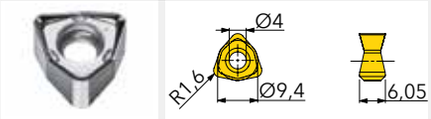

Designation Réf. de l'article	fz(min/max)	Design Conception	Grade Nuance	IN10K	IN2035	IN2504	IN2505	IN2530	IN6537
WNMU060604N	0,13/0,35	positive geometry R0,4 / Géométrie positive R 0,4			◐	◔	◑	◕	
WNMU060608N	0,13/0,35	positive geometry R0,8 / Géométrie positive R0,8			◐	◔	◑	◕	◔
WNCU060604FN-P	0,05/0,35	non-ferrous geometry R0,4 / Géo. pour mat. non fer. R0,4		●					
WNCU060608FN-P	0,05/0,35	non-ferrous geometry R0,8 / Géo. pour mat. non fer. R0,8		●					
WNCU060616FN-P	0,05/0,35	non-ferrous geometry R1,6 / Géo. pour mat. non fer. R1,6		●					

● = P ● = M ● = K ● = N ● = S ○ = H

SPARE PARTS
ACCESSOIRES



	SM35-088-60 (3,0Nm)	TX10x90-B

① = Insert screw / Vis de serrage plaquette ② = Torx-Bit / Embout torx

Member IMC Group Ingersoll Cutting Tools

ADAPTION ACC. TO DIN 1835 A
ATTACHEMENT DIN 1835 A



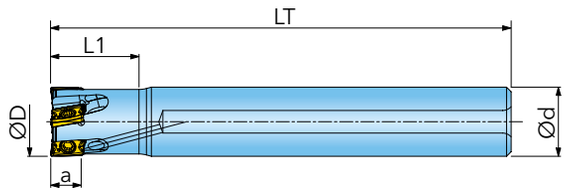

Designation Réf. de l'article	D	d	LT	L1	a	Z		IK	kg
12J1A006012T7R00	6	6	60	12	5	1	2,5	✓	0,01
12J1A008012T0R00	8	8	80	12	5	2	1,9	✓	0,03
12J1A009012T0R00	9	8	80	12	5	2	1,7	✓	0,03
12J1A010015T1R00	10	10	80	15	5	3	1,5	✓	0,04
12J1A011012T1R00	11	10	80	12	5	3	1,2	✓	0,04
12J1A012015T2R00	12	12	80	15	5	4	1,1	✓	0,06
12J1A013012T2R00	13	12	80	12	5	4	1,0	✓	0,06
12J1A014012T2R00	14	12	80	12	5	4	1,0	✓	0,06

FNKT050202R-M



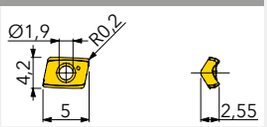

FNKT050204R-M



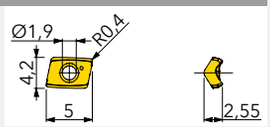

FNHT050202R-L



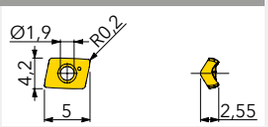

FNCT050202R-AL



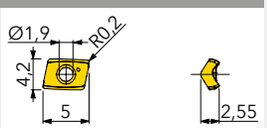

UNKT0502TR-HF



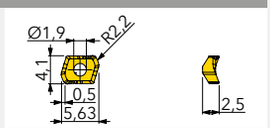

Designation Réf. de l'article	fz(min/max)	Design Conception	Grade Nuance	IN05S	IN2005	IN2504	IN2505	IN2530			
FNKT050202R-M	0,04/0,08	positive geometry R0,2 / Géométrie positive R0,2					●	●			
FNKT050204R-M	0,04/0,08	positive geometry R0,4 / Géométrie positive R0,4					●	●			
FNHT050202R-L	0,03/0,07	sharp geometry R0,2 / Arête vive R0,2			●		●	●			
FNCT050202R-AL	0,03/0,07	non-ferrous geometry, polished R0,2 / Géo. pour mat. non fer. R0,2		●							
UNKT0502TR-HF [1)]	0,20/0,40	positive high feed geometry / Géométrie grande avance				●	●	●			

[1)] Cutter body has to be modified / Modifier le corps de fraise

● = P ● = M ● = K ● = N ● = S ○ = H

SPARE PARTS
ACCESSOIRES



SM18-033-00 (0,5Nm) TXPLUS06x90-B

① = Insert screw / Vis de serrage plaquette ② = Torx-Bit / Embout torx

SCREW-IN TYPE ADAPTION
ATTACHEMENT FILETÉ

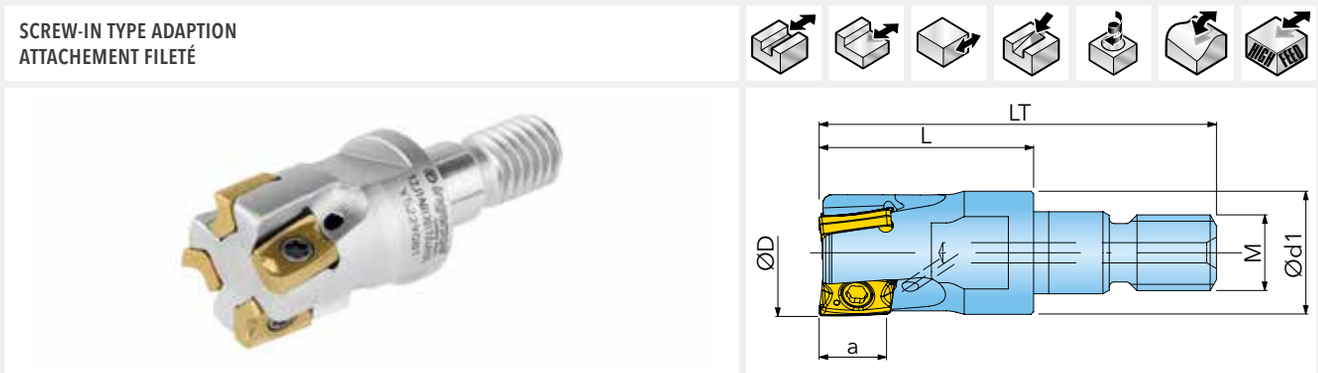

Designation Réf. de l'article	D	d1	LT	L	a	M	Z		IK	kg
12J1A010017X4R00	10	9,8	31,5	17	5	M6	3	1,50	✓	0,01
12J1A012017X4R00	12	11,8	31,5	17	5	M6	4	1,10	✓	0,01
12J1A015023X5R00	15	12,8	40,8	23	5	M8	5	0,80	✓	0,01
12J1A016023X5R00	16	12,8	40,8	23	5	M8	5	0,75	✓	0,01
12J1A020030X6R00	20	17,8	49,8	30	5	M10	6	0,60	✓	0,01

FNKT050202R-M


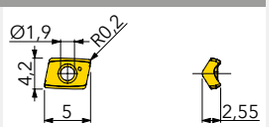

FNKT050204R-M


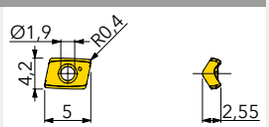

FNHT050202R-L


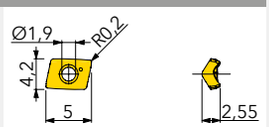

FNCT050202R-AL


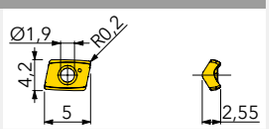

UNKT0502TR-HF


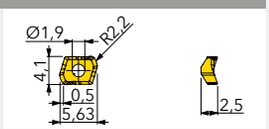

Designation Réf. de l'article	fz(min/max)	Design Conception	Grade Nuance IN05S	IN2005	IN2504	IN2505	IN2530
FNKT050202R-M	0,04/0,08	positive geometry R0,2 / Géométrie positive R0,2				●	●
FNKT050204R-M	0,04/0,08	positive geometry R0,4 / Géométrie positive R0,4				●	●
FNHT050202R-L	0,03/0,07	sharp geometry R0,2 / Arête vive R0,2		●		●	●
FNCT050202R-AL	0,03/0,07	non-ferrous geometry, polished R0,2 / Géo. pour mat. non fer. R0,2	●				
UNKT0502TR-HF [1)]	0,20/0,40	positive high feed geometry /Géométrie grande avance			●	●	●

[1)] Cutter body has to be modified / Modifier le corps de fraise

● = P ● = M ● = K ● = N ● = S ○ = H

SPARE PARTS
ACCESSOIRES





	SM18-033-00 (0,5Nm)	TXPLUS06x90-B

① = Insert screw / Vis de serrage plaquette ② = Torx-Bit / Embout torx

Member IMC Group Ingersoll Cutting Tools

FOR EXCHANGEABLE HEAD SYSTEM
POUR SYSTEME DE TETES INTERCHANGEABLES



Designation Réf. de l'article	D	LT	L	a	Ts	Z			kg
12J1A008010TQR00	8	16,8	10	5	T5	2	1,9	✓	0,01
12J1A010016T6R00	10	22,8	16	5	T6	3	1,5	✓	0,01
12J1A012017T8R00	12	24,8	17	5	T8	4	1,1	✓	0,01

FNKT050202R-M

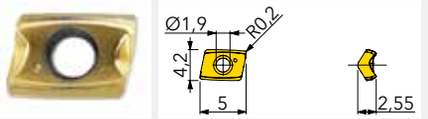

FNKT050204R-M

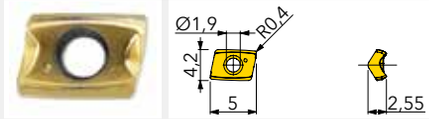

FNHT050202R-L

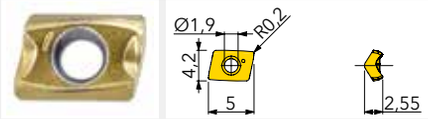

FNCT050202R-AL

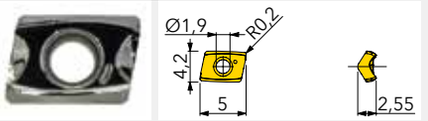

UNKT0502TR-HF

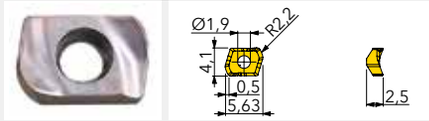

Designation Réf. de l'article	fz(min/max)	Design Conception	Grade Nuance	IN05S	IN2005	IN2504	IN2505	IN2530
FNKT050202R-M	0,04/0,08	positive geometry R0,2 / Géométrie positive R0,2					●	●
FNKT050204R-M	0,04/0,08	positive geometry R0,4 / Géométrie positive R0,4					●	●
FNHT050202R-L	0,03/0,07	sharp geometry R0,2 / Arête vive R0,2			●		●	●
FNCT050202R-AL	0,03/0,07	non-ferrous geometry, polished R0,2 / Géo. pour mat. non fer. R0,2		●				
UNKT0502TR-HF [1)]	0,20/0,40	positive high feed geometry / Géométrie grande avance				●	●	●

[1)] Cutter body has to be modified / Modifier le corps de fraise

● = P ● = M ● = K ● = N ● = S ○ = H

SPARE PARTS
ACCESSOIRES



	SM18-033-00 (0,5Nm)	TXPLUS06x90-B

① = Insert screw / Vis de serrage plaquette ② = Torx-Bit / Embout torx

ADAPTION ACC. TO DIN 1835 B (WELDON)
ATTACHEMENT DIN 1835 B (WELDON)

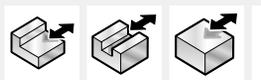



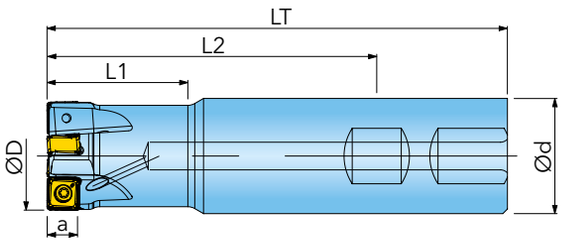

Designation Réf. de l'article	D	d	LT	L1	L2	a	Z	IK	kg
1DJ1E016020W3R00	16	16	90	20	66,5	5	2	✓	0,12
1DJ1E020025W4R00	20	20	90	25	66,5	5	3	✓	0,33
1DJ1E025030W5R00	25	25	100	30	68,5	5	4	✓	0,32
1DJ1E032035W6R00	32	32	110	35	74,5	5	6	✓	0,61

SQGU070408TR-M



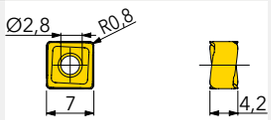

SQGU070308R-ML



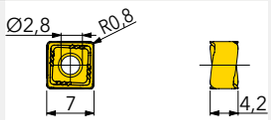

Designation Réf. de l'article	fz(min/max)	Design Conception	Grade Nuance IN2504	IN2505	IN2510	IN2530
SQGU070408TR-M	0,10/0,20	positive geometry R0,8 / Géométrie positive R0,8	●	●	◐	⊕
SQGU070308R-ML	0,10/0,20	high positive geometry R0,8 / Géométrie très positive R0,8		●		⊕

● = P ● = M ● = K ● = N ● = S ○ = H

SPARE PARTS
ACCESSOIRES





SM25-060-90 (1,1Nm) TXPLUS07x90-B

① = Insert screw / Vis de serrage plaquette ② = Torx-Bit / Embout torx

Member IMC Group Ingersoll Cutting Tools

SCREW-IN TYPE ADAPTION
ATTACHEMENT FILETÉ



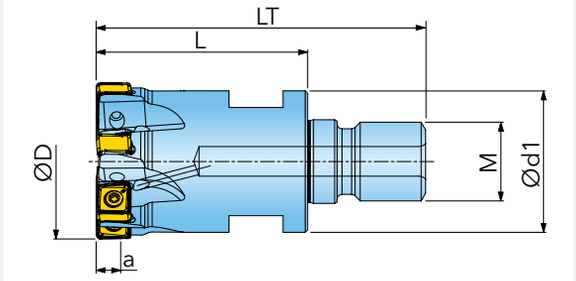

Designation Réf. de l'article	D	d1	LT	L	a	M	Z	IK	kg
1DJ1E016023X5R00	16	13	40,8	23	5	M8	2	✓	0,03
1DJ1E020030X6R00	20	18	49,8	30	5	M10	3	✓	0,06
1DJ1E025035X7R00	25	21	57	35	5	M12	3	✓	0,10
1DJ1E032043X8R00	32	29	67	43	5	M16	4	✓	0,22
1DJ1E040043X8R00	40	29	67	43	5	M16	5	✓	0,27

SQGU070408TR-M

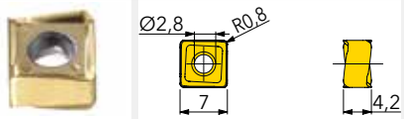

SQGU070308R-ML

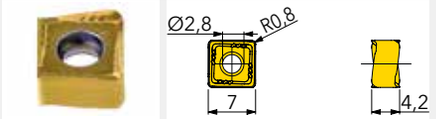

Designation Réf. de l'article	fz(min/max)	Design Conception	Grade Nuance	IN2504	IN2505	IN2510	IN2530
SQGU070408TR-M	0,10/0,20	positive geometry R0,8 / Géométrie positive R0,8		●	●	●	●
SQGU070308R-ML	0,10/0,20	high positive geometry R0,8 / Géométrie très positive R0,8			●		●

● = P ● = M ● = K ● = N ● = S ○ = H

SPARE PARTS
ACCESSOIRES





SM25-060-90 (1,1Nm) TXPLUS07x90-B

① = Insert screw / Vis de serrage plaquette ② = Torx-Bit / Embout torx

ADAPTION ACC. TO DIN 1835 B
ATTACHEMENT DIN 1835 B (WELDON)



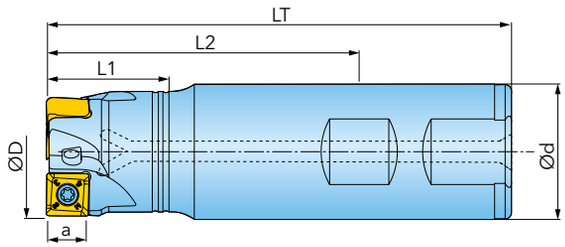

Designation Réf. de l'article	D	d	LT	L1	L2	a	Z	IK	kg
1DJ1R025030W5R00	25	25	100	30	68,5	7	2	✓	0,34
1DJ1R032035W6R00	32	32	110	35	74,5	7	3	✓	0,61
1DJ1R040040W6R00	40	32	110	40	74,5	7	4	✓	0,66

SQGU100408TR-M

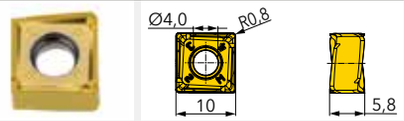

SQGU100408PNR-MP

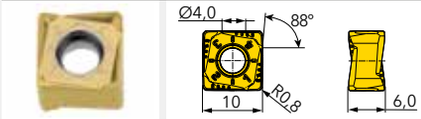

SQGU100408PNR-MMP

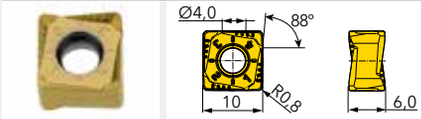

Designation Réf. de l'article	fz(min/max)	Design Conception	Grade Nuance	IN2504	IN2505	IN2510	IN2530
SQGU100408TR-M	0,10/0,20	positive geometry R0,8 / Géométrie positive R0,8 pour 90°		●	●	●	●
SQGU100408PNR-MP	0,10/0,20	positive Geometry / Géométrie positive pour fontes		●	●	●	
SQGU100408PNR-MMP	0,10/0,20	positive Geometry / Géométrie très positive			●	●	

● = P ● = M ● = K ● = N ● = S ○ = H

SPARE PARTS
ACCESSOIRES





	TS 35A088I/HG	TX10x90-B

① = Insert screw / Vis de serrage plaquette ② = Torx-Bit / Embout torx

Member IMC Group Ingersoll Cutting Tools

SCREW-IN TYPE ADAPTION
ATTACHEMENT FILETÉ



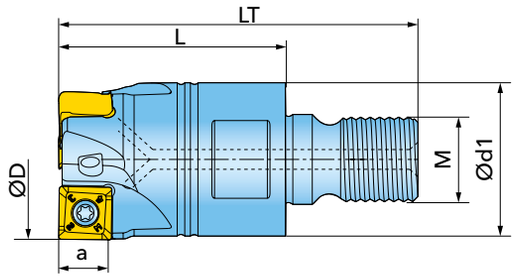

Designation Réf. de l'article	D	d1	LT	L	a	M	Z	IK	kg
1DJ1R025035X7R00	25	22	57	35	7	M12	2	✓	0,11
1DJ1R032043X8R00	32	29	68	43	7	M16	3	✓	0,23
1DJ1R040043X8R00	40	29	68	43	7	M16	4	✓	0,29

SQGU100408TR-M

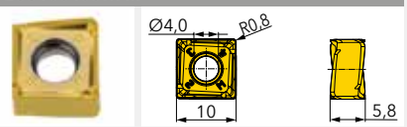

SQGU100408PNR-MP

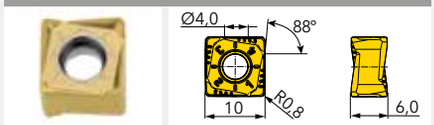

SQGU100408PNR-MMP

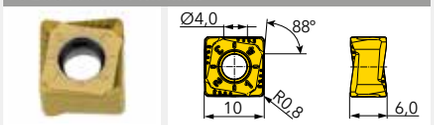

Designation Réf. de l'article	fz(min/max)	Design Conception	Grade Nuance IN2504	IN2505	IN2510	IN2530
SQGU100408TR-M	0,10/0,20	positive geometry R0,8 / Géométrie positive R0,8 pour 90°	●	●	◐	◔
SQGU100408PNR-MP	0,10/0,20	positive Geometry / Géométrie positive pour fontes	●	●	◐	
SQGU100408PNR-MMP	0,10/0,20	positive Geometry / Géométrie très positive		●	◐	

● = P ● = M ● = K ● = N ● = S ○ = H

SPARE PARTS
ACCESSOIRES





	TS 35A088I/HG	TX10x90-B

① = Insert screw / Vis de serrage plaquette ② = Torx-Bit / Embout torx

ADAPTION ACC. TO DIN 1835 A
ATTACHEMENT DIN 1835 A



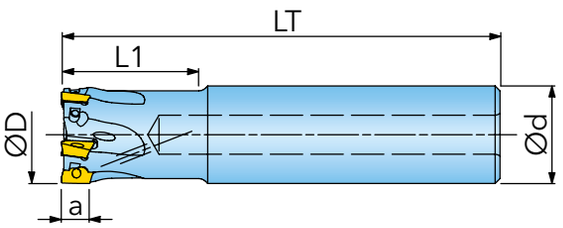

Designation Réf. de l'article	D	d	LT	L1	a	Z		IK	kg
12J1D010016T1R00	10	10	55	16	5,7	2	10,0	✓	0,03
12J1D012017T2R00	12	12	60	17	5,7	3	6,5	✓	0,04
12J1D016019T3R00	16	16	90	19	5,7	4	4,0	✓	0,11
12J1D020017T4R00	20	20	105	19	5,7	5	2,5	✓	0,21
12J1D025065T4R00	25	20	115	65	5,7	7	2,0	✓	0,24

Programming radius 1mm / Programmation - rayon 1mm

AOMT060202R





AOMT060204R





AOMT060208R





AOMT060216R





AOCT060204FR-P





AOMT060202R-DT1



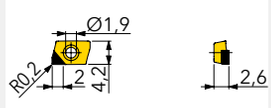

UOMT0602TR



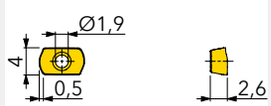

Designation Réf. de l'article	fz(min/max)	Design Conception	Grade Nuance	IN05S	IN2035	IN2504	IN2505	IN2530	IN90D		
AOMT060202R	0,06/0,12	positive geometry R0,2 / Géométrie positive R0,2			◐	◐	◐	◐			
AOMT060204R	0,06/0,12	positive geometry R0,4 / Géométrie positive R0,4				◐	◐	◐			
AOMT060208R	0,06/0,12	positive geometry R0,8 / Géométrie positive R0,8			◐	◐	◐	◐			
AOMT060216R[1)]	0,06/0,12	positive geometry R1,6 / Géométrie positive R1,6				◐	◐	◐			
AOCT060204FR-P	0,05/0,12	non-ferrous geometry, polished R0,4 / Géo. pour mat. non fer., polie R0,4		●							
AOMT060202R-DT1	0,05/0,12	with short PCD-tip R0,2 / avec insert PCD version courte R0,2							●		
UOMT0602TR	0,30/0,80	high feed geometry / Géométrie grande avance			◐	◐	◐	◐			

[1)] Cutter body has to be modified / Modifier le corps de fraise

● = P ● = M ● = K ● = N ● = S ○ = H

SPARE PARTS
ACCESSOIRES





SM18-041-00 (0,5Nm) TXPLUS06x90-B

① = Insert screw / Vis de serrage plaquette ② = Torx-Bit / Embout torx

Member IMC Group Ingersoll Cutting Tools

ADAPTION ACC. TO DIN 1835 B (WELDON)
ATTACHEMENT DIN 1835 B (WELDON)



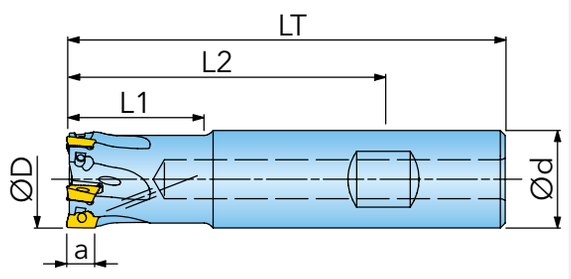

Designation Réf. de l'article	D	d	LT	L1	L2	a	Z		IK	kg
12J1D010018W3R01	9,5	16	80	18	56	5,7	2	10,5	✓	0,09
12J1D010018W3R00	10	16	80	18	56	5,7	2	10,0	✓	0,09
12J1D012020W3R01	11,5	16	80	20	56	5,7	3	7,0	✓	0,09
12J1D012020W3R00	12	16	80	20	56	5,7	3	6,5	✓	0,09
12J1D014022W3R01	13,5	16	80	22	56	5,7	3	5,5	✓	0,09
12J1D014022W3R00	14	16	80	22	56	5,7	3	5,2	✓	0,09
12J1D016026W3R00	16	16	85	26	61	5,7	4	4,0	✓	0,10
12J1D020030W4R00	20	20	90	30	65	5,7	5	2,5	✓	0,17
12J1D025040W5R00	25	25	100	40	68	5,7	7	2,0	✓	0,31

Programming radius 1mm / Programmation - rayon 1mm

AOMT060202R

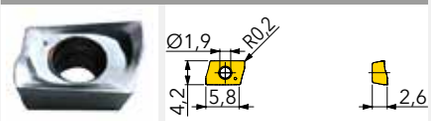

AOMT060204R

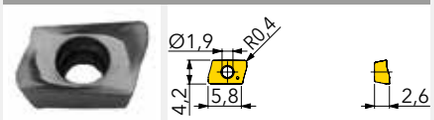

AOMT060208R

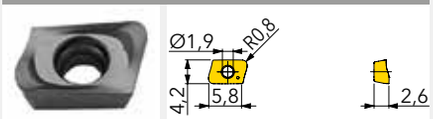

AOMT060216R

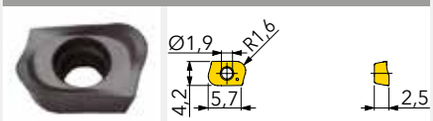

AOCT060204FR-P

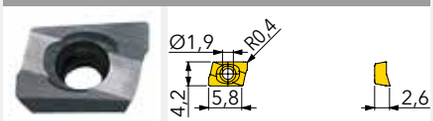

AOMT060202R-DT1

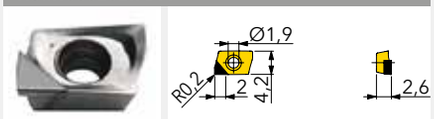

UOMT0602TR

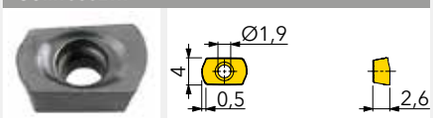

Designation Réf. de l'article	fz(min/max)	Design Conception	Grade Nuance	IN05S	IN2035	IN2504	IN2505	IN2530	IN90D
AOMT060202R	0,06/0,12	positive geometry R0,2 / Géométrie positive R0,2			◐	◐	◐	◐	
AOMT060204R	0,06/0,12	positive geometry R0,4 / Géométrie positive R0,4				◐	◐	◐	
AOMT060208R	0,06/0,12	positive geometry R0,8 / Géométrie positive R0,8			◐	◐	◐	◐	
AOMT060216R [1)]	0,06/0,12	positive geometry R1,6 / Géométrie positive R1,6				◐	◐	◐	
AOCT060204FR-P	0,05/0,12	non-ferrous geometry, polished R0,4 / Géo. pour mat. non fer., polie R0,4		●					
AOMT060202R-DT1	0,05/0,12	with short PCD-tip R0,2 / avec insert PCD version courte R0,2							●
UOMT0602TR	0,30/0,80	high feed geometry / Géométrie grande avance			◐	◐	◐	◐	

[1)] Cutter body has to be modified / Modifier le corps de fraise

● = P ● = M ● = K ● = N ● = S ○ = H

SPARE PARTS ACCESSOIRES

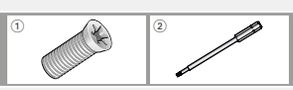

	SM18-041-00 (0,5Nm)	TXPLUS06x90-B

① = Insert screw / Vis de serrage plaquette ② = Torx-Bit / Embout torx

SCREW-IN TYPE ADAPTION
ATTACHEMENT FILETÉ



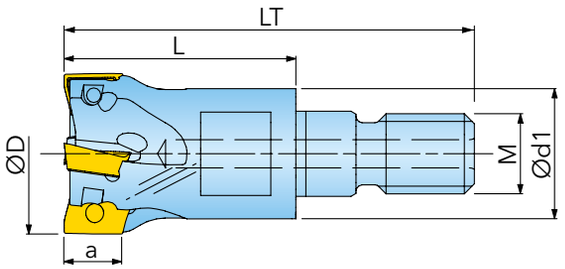

Designation Réf. de l'article	D	d1	LT	L	a	M	Z		IK	kg
12J1D010017X4R00	10	9,8	31,5	17	5,7	M6	2	10	✓	0,01
12J1D012023X4R00	12	11,8	37,5	23	5,7	M6	3	6,5	✓	0,02
12J1D015023X5R00	15	13	40,8	23	5,7	M8	4	4,4	✓	0,02
12J1D016023X5R00	16	13	40,8	23	5,7	M8	4	4,0	✓	0,03
12J1D020030X6R00	20	18	49,8	30	5,7	M10	5	2,5	✓	0,06
12J1D025035X7R00	25	21	57	35	5,7	M12	7	2,0	✓	0,10
12J1D030043X8R00	30	29	67	43	5,7	M16	8	1,7	✓	0,21
12J1D032043X8R00	32	29	67	43	5,7	M16	8	1,6	✓	0,22
12J1D035043X8R00	35	29	67	43	5,7	M16	9	1,4	✓	0,24

Programming radius 1mm / Programmation - rayon 1mm

AOMT060202R

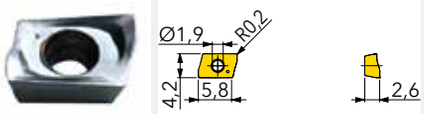

AOMT060204R

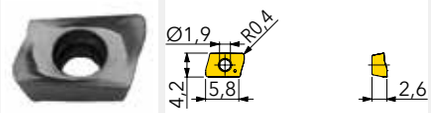

AOMT060208R

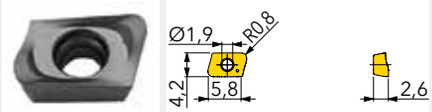

AOMT060216R

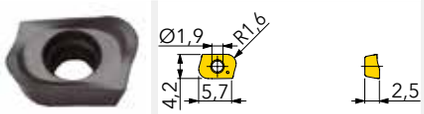

AOCT060204FR-P

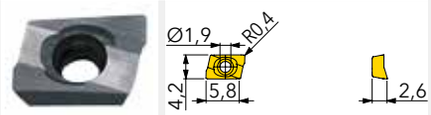

AOMT060202R-DT1

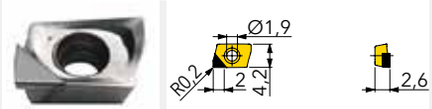

UOMT0602TR

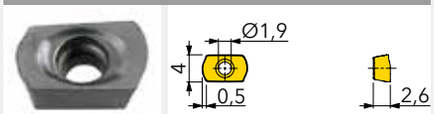

Designation Réf. de l'article	fz(min/max)	Design Conception	Grade Nuance	IN05S	IN2035	IN2504	IN2505	IN2530	IN90D		
AOMT060202R	0,06/0,12	positive geometry R0,2 / Géométrie positive R0,2			◐	◔	◔	◔			
AOMT060204R	0,06/0,12	positive geometry R0,4 / Géométrie positive R0,4				◔	◔	◔			
AOMT060208R	0,06/0,12	positive geometry R0,8 / Géométrie positive R0,8			◐	◔	◔	◔			
AOMT060216R[1)]	0,06/0,12	positive geometry R1,6 / Géométrie positive R1,6				◔	◔	◔			
AOCT060204FR-P	0,05/0,12	non-ferrous geometry, polished R0,4 / Géo. pour mat. non fer., polie R0,4		●							
AOMT060202R-DT1	0,05/0,12	with short PCD-tip R0,2 / avec insert PCD version courte R0,2							●		
UOMT0602TR	0,30/0,80	high feed geometry / Géométrie grande avance			◐	◔	◔	◔			

[1)] Cutter body has to be modified / Modifier le corps de fraise

● = P ● = M ● = K ● = N ● = S ○ = H

SPARE PARTS
ACCESSOIRES



SM18-041-00 (0,5Nm) TXPLUS06x90-B

① = Insert screw / Vis de serrage plaquette ② = Torx-Bit / Embout torx

Member IMC Group Ingersoll Cutting Tools

FOR EXCHANGEABLE HEAD SYSTEM
POUR SYSTEME DE TETES INTERCHANGEABLES



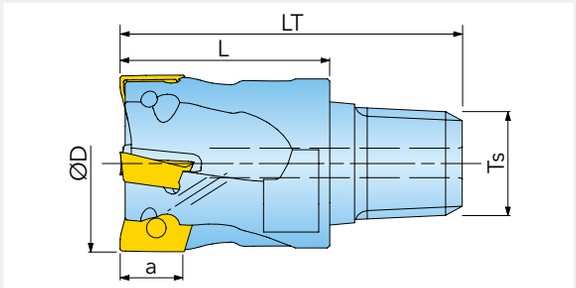

Designation Réf. de l'article	D	LT	L	a	Ts	Z			kg
12J1D010016T6R00	10	22,8	16	5,7	T6	2	10,0	✓	0,01
12J1D012017T8R00	12	24,8	17	5,7	T8	3	6,5	✓	0,01
12J1D016019TRR00	16	30,9	19	5,7	T10	4	4,0	✓	0,03
12J1D020022TSR00	20	36	22	5,7	T12	5	2,5	✓	0,05
Programming radius 1mm / Programmation - rayon 1mm									

AOMT060202R

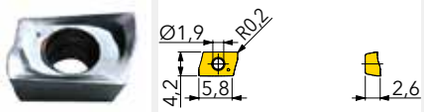

AOMT060204R

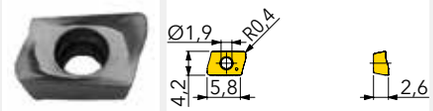

AOMT060208R

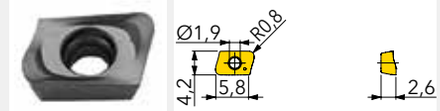

AOMT060216R

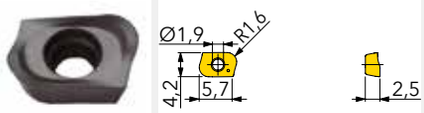

AOCT060204FR-P

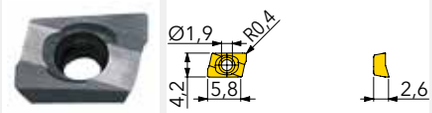

AOMT060202R-DT1

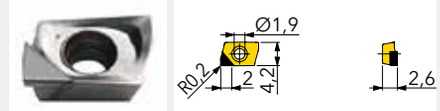

UOMT0602TR

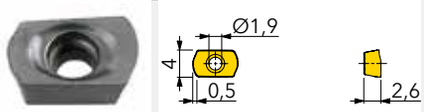

Designation Réf. de l'article	fz(min/max)	Design Conception	Grade Nuance	IN05S	IN2035	IN2504	IN2505	IN2530	IN90D
AOMT060202R	0,06/0,12	positive geometry R0,2 / Géométrie positive R0,2			◐	◐	◐	◐	
AOMT060204R	0,06/0,12	positive geometry R0,4 / Géométrie positive R0,4				◐	◐	◐	
AOMT060208R	0,06/0,12	positive geometry R0,8 / Géométrie positive R0,8			◐	◐	◐	◐	
AOMT060216R [1)]	0,06/0,12	positive geometry R1,6 / Géométrie positive R1,6				◐	◐	◐	
AOCT060204FR-P	0,05/0,12	non-ferrous geometry, polished R0,4 / Géo. pour mat. non fer., polie R0,4		●					
AOMT060202R-DT1	0,05/0,12	with short PCD-tip R0,2 / avec insert PCD version courte R0,2							●
UOMT0602TR	0,30/0,80	high feed geometry / Géométrie grande avance			◐	◐	◐	◐	

[1)] Cutter body has to be modified / Modifier le corps de fraise

● = P ● = M ● = K ● = N ● = S ○ = H

SPARE PARTS
ACCESSOIRES



Diameter Range / Diamètres

10	SM18-041-00 (0,5Nm)	TXPLUS06x90-B	WS-0029 (10,0Nm)
12	SM18-041-00 (0,5Nm)	TXPLUS06x90-B	WS-0030 (15,0Nm)
16	SM18-041-00 (0,5Nm)	TXPLUS06x90-B	WS-0044 (28,0Nm)
20	SM18-041-00 (0,5Nm)	TXPLUS06x90-B	WS-0059 (28,0Nm)

① = Insert screw / Vis de serrage plaquette ② = Torx-Bit / Embout torx ③ = Wrench / Clé de serrage

ADAPTION ACC. TO DIN 1835 B (WELDON)
ATTACHEMENT DIN 1835 B (WELDON)





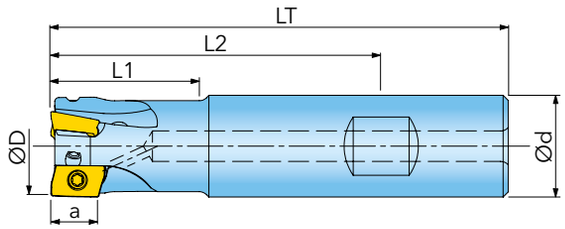

Designation Réf. de l'article	D	d	LT	L1	L2	a	Z		IK	kg
12J1P012020W3R00	12	16	80	20	56	9	1	1,5	✓	0,09
12J1P016026W3R00	16	16	85	26	61	9	2	10,0	✓	0,10
12J1P020030W4R01	20	20	90	30	65	9	2	7,0	✓	0,18
12J1P020030W4R00	20	20	90	30	65	9	3	7,0	✓	0,17
12J1P020075W4R00	20	20	125	75	100	9	2	7,0	✓	0,23
12J1P025040W5R00	25	25	100	40	68	9	4	4,4	✓	0,31
12J1P025085W5R00	25	25	145	85	113	9	3	4,4	✓	0,45
12J1P025085W5R01	25	25	145	85	113	9	4	4,4	✓	0,45

SPARE PARTS
ACCESSOIRES





Diameter Range / Diamètres

12 - 16	SM25-054-00 (1,1Nm)	TX08x90-B
20 - 25	SM25-064-00 (1,1Nm)	TX08x90-B

① = Insert screw / Vis de serrage plaquette ② = Torx-Bit / Embout torx

Member IMC Group Ingersoll Cutting Tools

BOMT09T304R

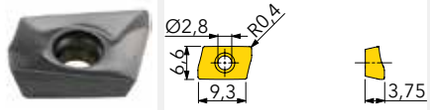

BOMT09T308R

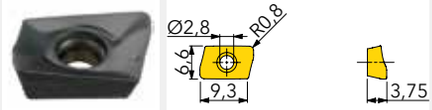

BOMT09T316R

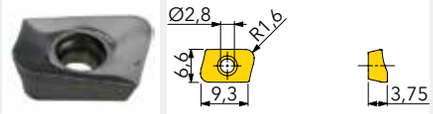

BOMT09T320R

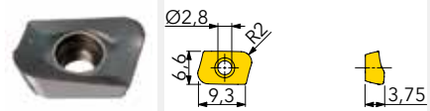

BOMT09T331R

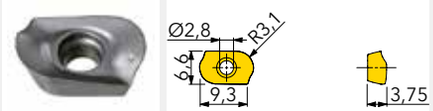

BOCT09T304FR-P

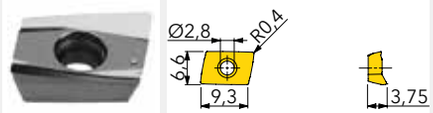

BOCT09T308FR-P

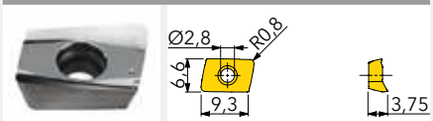

BOMT09T304R-DT1

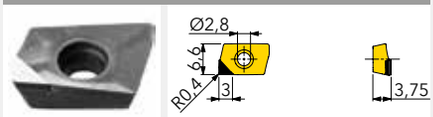

BOMT09T304R-DT2

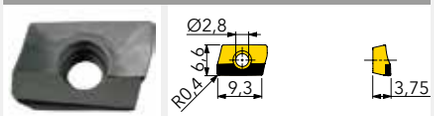

BODT09T304R

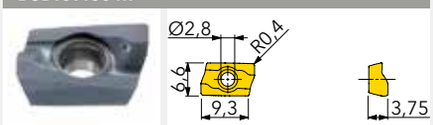

BODT09T304R-001

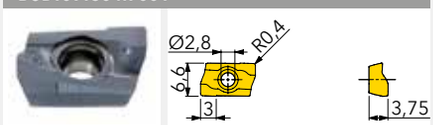

BODT09T308R

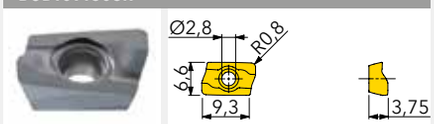

BODT09T308R-001

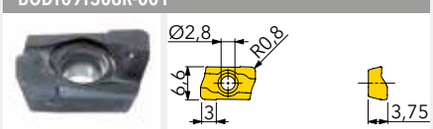

BODT09T320R-001

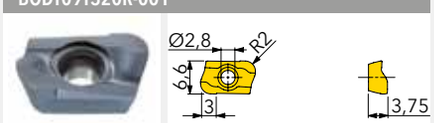

ZOMT09T304R

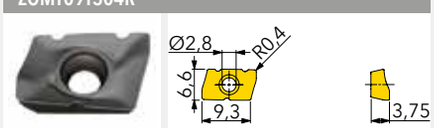

Designation Réf. de l'article	fz(min/max)	Design Conception	Grade Nuance	IN10K	IN2035	IN2036	IN2504	IN2505	IN2530	IN6537	IN90D
BOMT09T304R	0,10/0,15	positive geometry R0,4 / Géométrie positive R 0,4			◐	◐	◔	◔	◔	◔	
BOMT09T308R	0,10/0,15	positive geometry R0,8 / Géométrie positive R 0,8			◐	◐	◔	◔	◔	◔	
BOMT09T316R[1)]	0,10/0,15	positive geometry R1,6 / Géométrie positive R 1,6			◐			◔	◔		
BOMT09T320R[1)]	0,10/0,15	positive geometry R2,0 / Géométrie positive R 2,0			◐			◔	◔		
BOMT09T331R[1)]	0,10/0,15	positive geometry R3,1 / Géométrie positive R 3,1			◐			◔	◔		
BOCT09T304FR-P	0,05/0,20	non-ferrous geometry, polished R0,4 / Géo. pour mat. non fer., polie R0,4		●							
BOCT09T308FR-P	0,05/0,20	non-ferrous geometry, polished R0,8 / Géo. pour mat. non fer., polie R0,8		●							
BOMT09T304R-DT1	0,05/0,20	with short PCD-tip R0,4 / avec insert PCD version courte R0,4									●
BOMT09T304R-DT2	0,05/0,20	with long PCD-tip R0,4 / avec insert PCD version longue R0,4									●
BODT09T304R	0,05/0,15	ground finishing geometry R0,4 / Géométrie de finition affûtée R0,4					◔				
BODT09T304R-001	0,05/0,15	finishing geometry, short R0,4 / Géométrie de finition, courte R0,4					◔				
BODT09T308R	0,05/0,15	ground finishing geometry R0,8 / Géométrie de finition affûtée R0,8					◔				
BODT09T308R-001	0,05/0,15	finishing geometry, short R0,8 / Géométrie de finition, courte R0,8					◔				
BODT09T320R-001	0,05/0,15	finishing geometry, short R2,0 / Géométrie de finition, courte R2,0					◔				
ZOMT09T304R[2)]	0,10/0,15	chip splitter geometry R0,4 / Géométrie avec brise-copeaux R0,4			◐			◔	◔		

[1)] Cutter body has to be modified / Modifier le corps de fraise; [2)] Best results are achieved on tools with an even number of teeth. Please mount inserts alternating. / Les meilleurs résultats sont obtenus avec une fraise ayant un nombre de dents pair. Merci de monter les arêtes de manière alternée.

● = P ● = M ● = K ● = N ● = S ○ = H

SCREW-IN TYPE ADAPTION
ATTACHEMENT FILETÉ



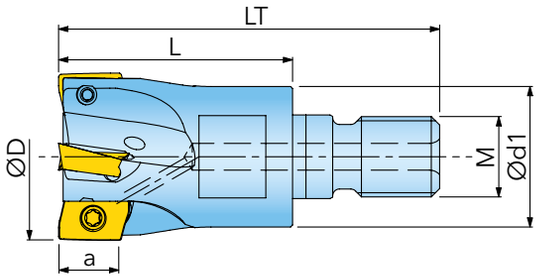

Designation Réf. de l'article	D	d1	LT	L	a	M	Z		IK	kg
12J1P012030X4R00	12	11,8	44,5	30	9	M6	1	1,5	✓	0,02
12J1P015030X5R00	15	13	47,8	30	9	M8	2	12,0	✓	0,03
12J1P016035X5R00	16	13	52,8	35	9	M8	2	10,0	✓	0,03
12J1P020035X6R01	20	18	54,8	35	9	M10	2	7,0	✓	0,07
12J1P020035X6R00	20	18	54,8	35	9	M10	3	7,0	✓	0,06
12J1P025035X7R00	25	21	57	35	9	M12	4	4,4	✓	0,09
12J1P032043X8R01	32	29	67	43	9	M16	4	2,8	✓	0,20
12J1P032043X8R00	32	29	67	43	9	M16	5	2,8	✓	0,20
12J1P035043X8R00	35	29	67	43	9	M16	5	2,5	✓	0,22

SPARE PARTS
ACCESSOIRES





Diameter Range / Diamètres

12 - 16	SM25-054-00 (1,1Nm)	TX08x90-B
20 - 35	SM25-064-00 (1,1Nm)	TX08x90-B

① = Insert screw / Vis de serrage plaquette ② = Torx-Bit / Embout torx

Member IMC Group Ingersoll Cutting Tools

BOMT09T304R

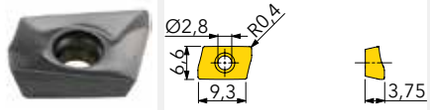

BOMT09T308R

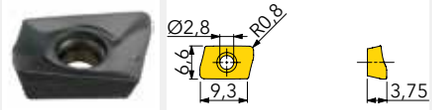

BOMT09T316R

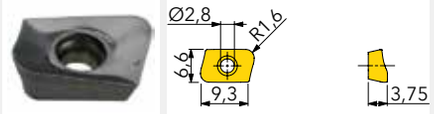

BOMT09T320R

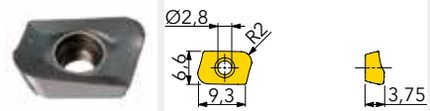

BOMT09T331R

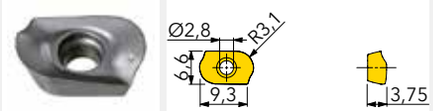

BOCT09T304FR-P

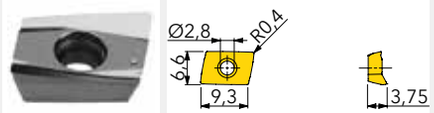

BOCT09T308FR-P

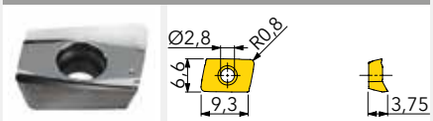

BOMT09T304R-DT1

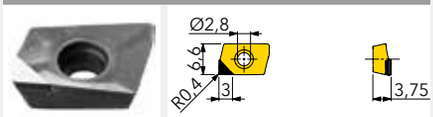

BOMT09T304R-DT2

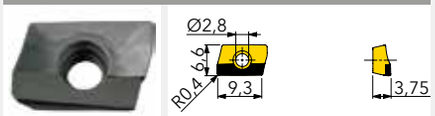

BODT09T304R

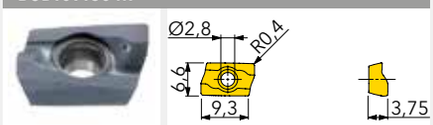

BODT09T304R-001

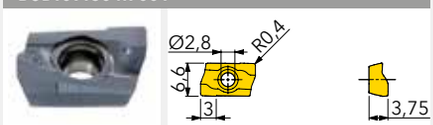

BODT09T308R

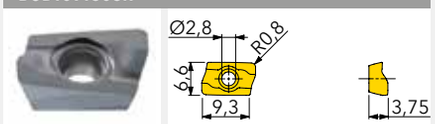

BODT09T308R-001

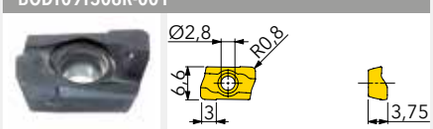

BODT09T320R-001

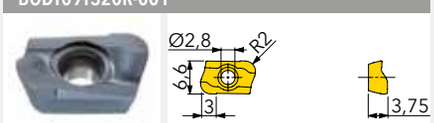

ZOMT09T304R

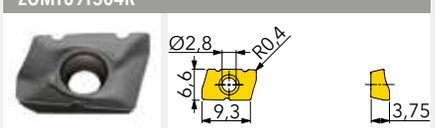

Designation Réf. de l'article	fz(min/max)	Design Conception	Grade Nuance	IN10K	IN2035	IN2036	IN2504	IN2505	IN2530	IN6537	IN90D
BOMT09T304R	0,10/0,15	positive geometry R0,4 / Géométrie positive R 0,4			◐	◐	◔	◔	◔	◔	
BOMT09T308R	0,10/0,15	positive geometry R0,8 / Géométrie positive R 0,8			◐	◐	◔	◔	◔	◔	
BOMT09T316R[1]	0,10/0,15	positive geometry R1,6 / Géométrie positive R 1,6			◐			◔	◔		
BOMT09T320R[1]	0,10/0,15	positive geometry R2,0 / Géométrie positive R 2,0			◐			◔	◔		
BOMT09T331R[1]	0,10/0,15	positive geometry R3,1 / Géométrie positive R 3,1			◐			◔	◔		
BOCT09T304FR-P	0,05/0,20	non-ferrous geometry, polished R0,4 / Géo. pour mat. non fer., polie R0,4		●							
BOCT09T308FR-P	0,05/0,20	non-ferrous geometry, polished R0,8 / Géo. pour mat. non fer., polie R0,8		●							
BOMT09T304R-DT1	0,05/0,20	with short PCD-tip R0,4 / avec insert PCD version courte R0,4									●
BOMT09T304R-DT2	0,05/0,20	with long PCD-tip R0,4 / avec insert PCD version longue R0,4									●
BODT09T304R	0,05/0,15	ground finishing geometry R0,4 / Géométrie de finition affûtée R0,4					◔				
BODT09T304R-001	0,05/0,15	finishing geometry, short R0,4 / Géométrie de finition, courte R0,4					◔				
BODT09T308R	0,05/0,15	ground finishing geometry R0,8 / Géométrie de finition affûtée R0,8					◔				
BODT09T308R-001	0,05/0,15	finishing geometry, short R0,8 / Géométrie de finition, courte R0,8					◔				
BODT09T320R-001	0,05/0,15	finishing geometry, short R2,0 / Géométrie de finition, courte R2,0					◔				
ZOMT09T304R[2]	0,10/0,15	chip splitter geometry R0,4 / Géométrie avec brise-copeaux R0,4			◐			◔	◔		

[1] Cutter body has to be modified / Modifier le corps de fraise; [2] Best results are achieved on tools with an even number of teeth. Please mount inserts alternating. / Les meilleurs résultats sont obtenus avec une fraise ayant un nombre de dents pair. Merci de monter les arêtes de manière alternée.

● = P ○ = M ● = K ● = N ○ = S ○ = H

FOR EXCHANGEABLE HEAD SYSTEM
POUR SYSTEME DE TETES INTERCHANGEABLES



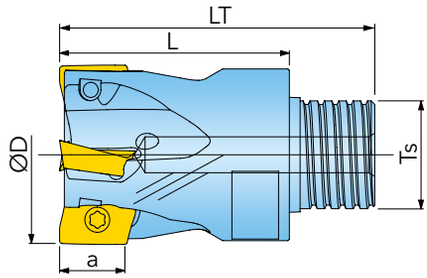

Designation Réf. de l'article	D	LT	L	a	Ts	Z		IK	kg
12J1P016026TRR00	16	37,9	26	9	T10	2	10,0	✓	0,03
12J1P020026TSR00	20	40	26	9	T12	3	7,0	✓	0,05
12J1P025032TUR00	25	49,1	32	9	T15	4	4,4	✓	0,09

SPARE PARTS
ACCESSOIRES





Diameter Range / Diamètres

16	SM25-054-00 (1,1Nm)	TX08x90-B	WS-0044 (28,0Nm)
20	SM25-064-00 (1,1Nm)	TX08x90-B	WS-0059 (28,0Nm)
25	SM25-064-00 (1,1Nm)	TX08x90-B	WS-0061 (28,0Nm)

① = Insert screw / Vis de serrage plaquette ② = Torx-Bit / Embout torx ③ = Wrench / Clé de serrage

BOMT09T304R

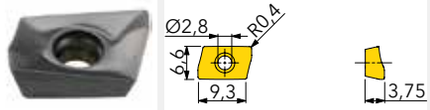

BOMT09T308R

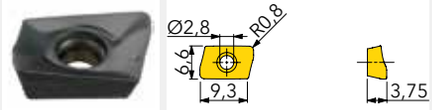

BOMT09T316R

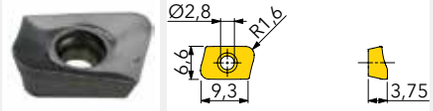

BOMT09T320R

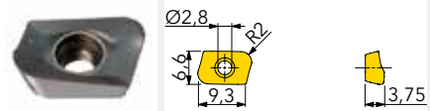

BOMT09T331R

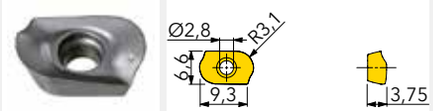

BOCT09T304FR-P

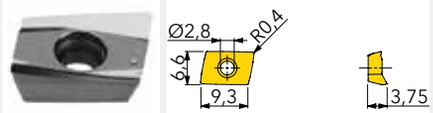

BOCT09T308FR-P

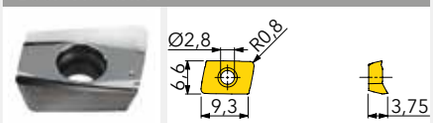

BOMT09T304R-DT1

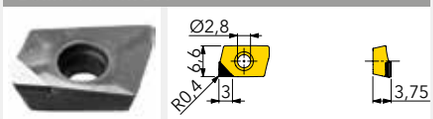

BOMT09T304R-DT2

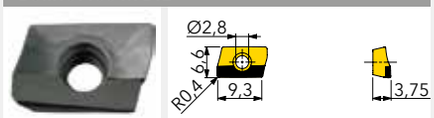

BODT09T304R

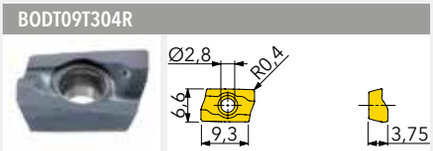

BODT09T304R-001

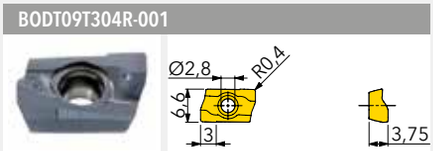

BODT09T308R

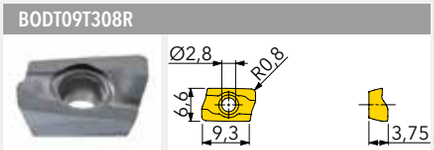

BODT09T308R-001

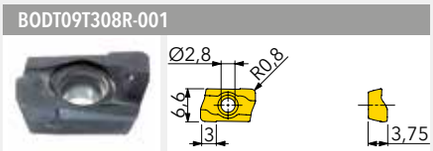

BODT09T320R-001

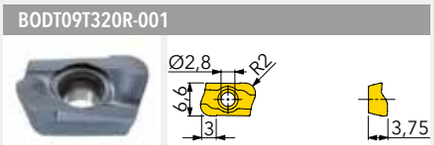

ZOMT09T304R

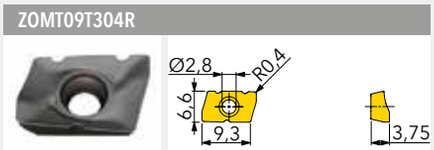

Designation Réf. de l'article	fz(min/max)	Design Conception	Grade Nuance	IN10K	IN2035	IN2036	IN2504	IN2505	IN2530	IN6537	IN90D
BOMT09T304R	0,10/0,15	positive geometry R0,4 / Géométrie positive R 0,4			◐	◐	◔	◔	◔	◔	
BOMT09T308R	0,10/0,15	positive geometry R0,8 / Géométrie positive R 0,8			◐	◐	◔	◔	◔	◔	
BOMT09T316R[1)]	0,10/0,15	positive geometry R1,6 / Géométrie positive R 1,6			◐			◔	◔		
BOMT09T320R[1)]	0,10/0,15	positive geometry R2,0 / Géométrie positive R 2,0			◐			◔	◔		
BOMT09T331R[1)]	0,10/0,15	positive geometry R3,1 / Géométrie positive R 3,1			◐			◔	◔		
BOCT09T304FR-P	0,05/0,20	non-ferrous geometry, polished R0,4 / Géo. pour mat. non fer., polie R0,4		●							
BOCT09T308FR-P	0,05/0,20	non-ferrous geometry, polished R0,8 / Géo. pour mat. non fer., polie R0,8		●							
BOMT09T304R-DT1	0,05/0,20	with short PCD-tip R0,4 / avec insert PCD version courte R0,4									●
BOMT09T304R-DT2	0,05/0,20	with long PCD-tip R0,4 / avec insert PCD version longue R0,4									●
BODT09T304R	0,05/0,15	ground finishing geometry R0,4 / Géométrie de finition affûtée R0,4					◔				
BODT09T304R-001	0,05/0,15	finishing geometry, short R0,4 / Géométrie de finition, courte R0,4					◔				
BODT09T308R	0,05/0,15	ground finishing geometry R0,8 / Géométrie de finition affûtée R0,8					◔				
BODT09T308R-001	0,05/0,15	finishing geometry, short R0,8 / Géométrie de finition, courte R0,8					◔				
BODT09T320R-001	0,05/0,15	finishing geometry, short R2,0 / Géométrie de finition, courte R2,0					◔				
ZOMT09T304R[2)]	0,10/0,15	chip splitter geometry R0,4 / Géométrie avec brise-copeaux R0,4			◐			◔	◔		

[1)] Cutter body has to be modified / Modifier le corps de fraise; [2)] Best results are achieved on tools with an even number of teeth. Please mount inserts alternating. / Les meilleurs résultats sont obtenus avec une fraise ayant un nombre de dents pair. Merci de monter les arêtes de manière alternée.

● = P ● = M ● = K ● = N ● = S ○ = H

ADAPTION ACC. TO DIN 1835 B (WELDON)
ATTACHEMENT DIN 1835 B (WELDON)





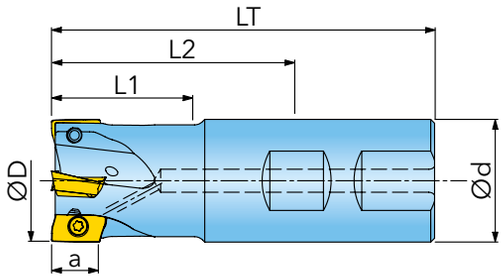

Designation Réf. de l'article	D	d	LT	L1	L2	a	Z		IK	kg
12J1R020030W4R00	20	20	90	30	65	12	2	7,0	✓	0,17
12J1R025040W5R01	25	25	100	40	68	12	2	7,9	✓	0,32
12J1R025040W5R00	25	25	100	40	68	12	3	7,9	✓	0,30
12J1R032040W5R00	32	25	100	40	68	12	4	5,0	✓	0,33
12J1R032038W6R00	32	32	100	38	64	12	4	5,0	✓	0,51

SPARE PARTS ACCESSOIRES	①	②
	SM35-088-10 (3,0Nm)	TX10x90-B

① = Insert screw / Vis de serrage plaquette ② = Torx-Bit / Embout torx

Member IMC Group Ingersoll Cutting Tools

BOMT130404R

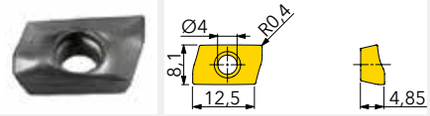

BOMT130408R

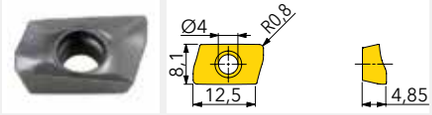

BOMT130416R

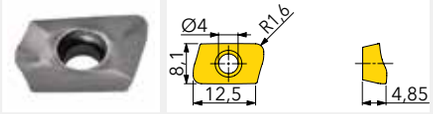

BOMT130420R

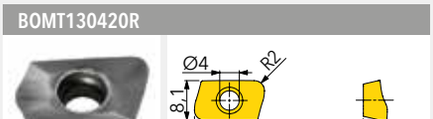

BOMT130424R

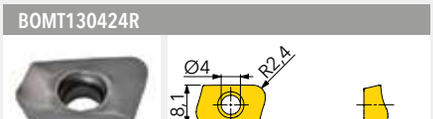

BOMT130431R

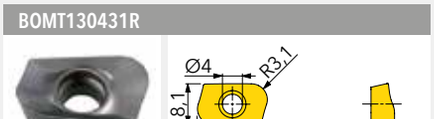

BOMT130440R

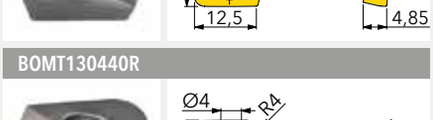

BOCT130404FR-P

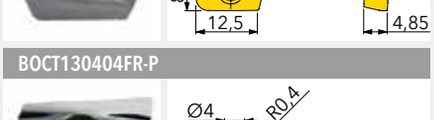

BOCT130408FR-P

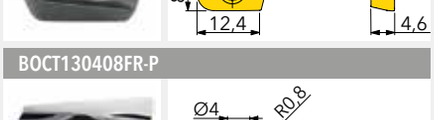

BOMT130404R-DT2

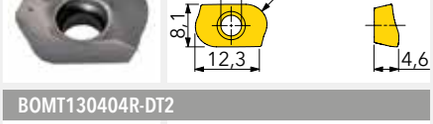

BODT130404R

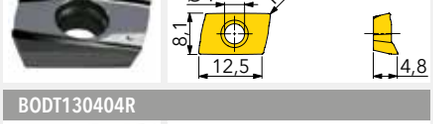

BODT130404R-001

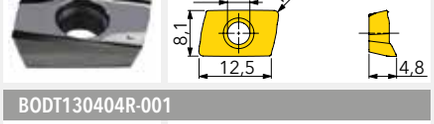

BODT130408R

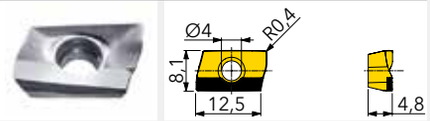

BODT130408R-001

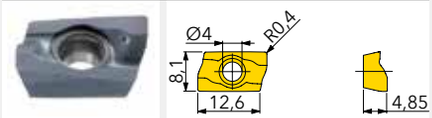

ZOMT130404R

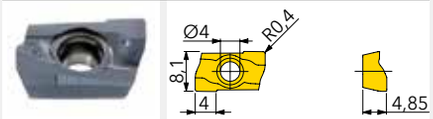

Designation Réf. de l'article	fz(min/max)	Design Conception	Grade Nuance	IN10K	IN2035	IN2036	IN2504	IN2505	IN2530	IN6537	IN90D
BOMT130404R	0,12/0,20	positive geometry R0,4 / Géométrie positive R 0,4			◐	◐	◔	◔	◔	◔	
BOMT130408R	0,12/0,20	positive geometry R0,8 / Géométrie positive R 0,8			◐	◐	◔	◔	◔	◔	
BOMT130416R	0,12/0,20	positive geometry R1,6 / Géométrie positive R 1,6						◔	◔		
BOMT130420R	0,12/0,20	positive geometry R2,0 / Géométrie positive R 2,0						◔	◔		
BOMT130424R [1]	0,12/0,20	positive geometry R2,4 / Géométrie positive R 2,4						◔	◔		
BOMT130431R [1]	0,12/0,20	positive geometry R3,1 / Géométrie positive R 3,1			◐			◔	◔		
BOMT130440R [1]	0,12/0,20	positive geometry R4,0 / Géométrie positive R 4,0						◔	◔		
BOCT130404FR-P	0,05/0,25	non-ferrous geometry, polished R0,4 / Géo. pour mat. non fer., polie R0,4		●							
BOCT130408FR-P	0,05/0,25	non-ferrous geometry, polished R0,8 / Géo. pour mat. non fer., polie R0,8		●							
BOMT130404R-DT2	0,05/0,25	with long PCD-tip R0,4 / avec insert PCD version longue R0,4									●
BODT130404R	0,05/0,20	ground finishing geometry R0,4 / Géométrie de finition affûtée R0,4					◔				
BODT130404R-001	0,05/0,20	finishing geometry, short R0,4 / Géométrie de finition, courte R0,4					◔				
BODT130408R	0,05/0,20	ground finishing geometry R0,8 / Géométrie de finition affûtée R0,8					◔				
BODT130408R-001	0,05/0,20	finishing geometry, short R0,8 / Géométrie de finition, courte R0,8					◔				
ZOMT130404R [2]	0,12/0,20	chip splitter geometry R0,4 / Géométrie avec brise-copeaux R0,4			◐			◔	◔	◔	

[1] Cutter body has to be modified / Modifier le corps de fraise; [2] Best results are achieved on tools with an even number of teeth. Please mount inserts alternating. / Les meilleurs résultats sont obtenus avec une fraise ayant un nombre de dents pair. Merci de monter les arêtes de manière alternée.

● = P ○ = M ● = K ● = N ● = S ○ = H

SCREW-IN TYPE ADAPTION
ATTACHEMENT FILETÉ



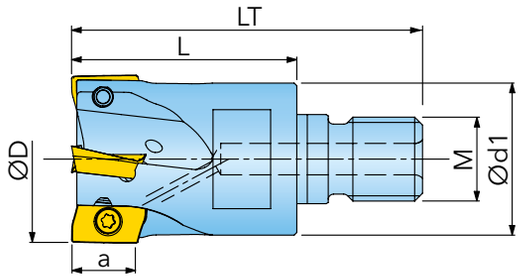

Designation Réf. de l'article	D	d1	LT	L	a	M	Z		IK	kg
12J1R020035X6R00	20	18	54,8	35	12	M10	2	7,0	✓	0,06
12J1R025035X7R01	25	21	57	35	12	M12	2	7,9	✓	0,09
12J1R025035X7R00	25	21	57	35	12	M12	3	7,9	✓	0,08
12J1R032043X8R00	32	29	67	43	12	M16	4	5,0	✓	0,19
12J1R035043X8R00	35	29	67	43	12	M16	4	4,2	✓	0,20
12J1R040043X8R01	40	29	67	43	12	M16	4	3,2	✓	0,25
12J1R040043X8R00	40	29	67	43	12	M16	5	3,2	✓	0,23

SPARE PARTS
ACCESSOIRES





SM35-088-10 (3,0Nm)	TX10x90-B

① = Insert screw / Vis de serrage plaquette ② = Torx-Bit / Embout torx

Member IMC Group Ingersoll Cutting Tools

BOMT130404R

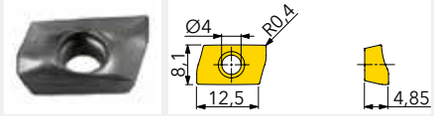

BOMT130408R

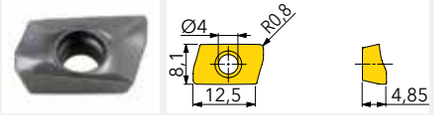

BOMT130416R

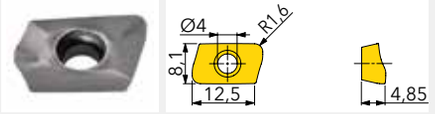

BOMT130420R

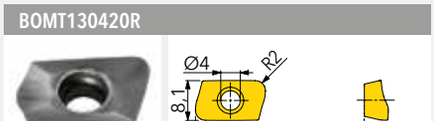

BOMT130424R

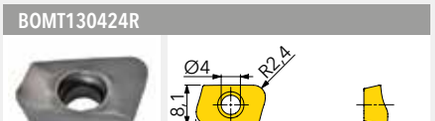

BOMT130431R

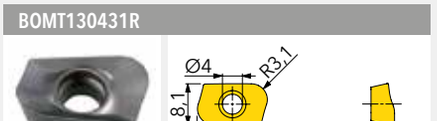

BOMT130440R

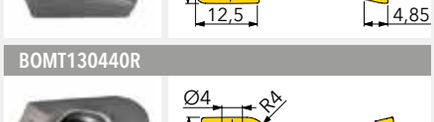

BOCT130404FR-P

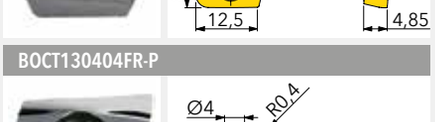

BOCT130408FR-P

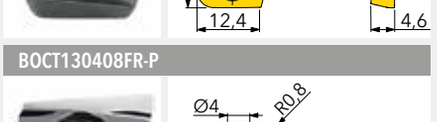

BOMT130404R-DT2

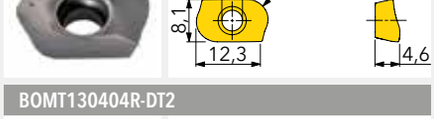

BODT130404R

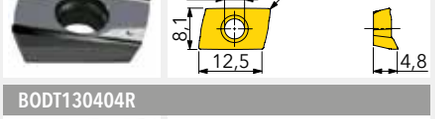

BODT130404R-001

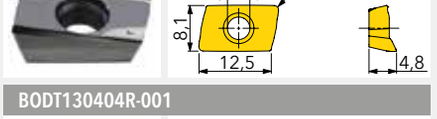

BODT130408R

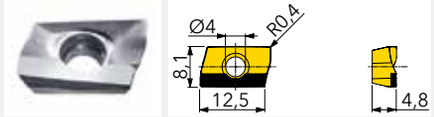

BODT130408R-001

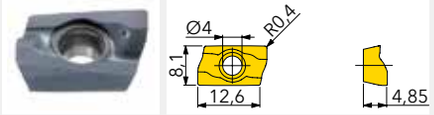

ZOMT130404R

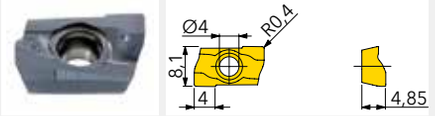

Designation Réf. de l'article	fz(min/max)	Design Conception	Grade Nuance	IN10K	IN2035	IN2036	IN2504	IN2505	IN2530	IN6537	IN90D
BOMT130404R	0,12/0,20	positive geometry R0,4 / Géométrie positive R 0,4			◐	◐	◔	◔	◔	◔	
BOMT130408R	0,12/0,20	positive geometry R0,8 / Géométrie positive R 0,8			◐	◐	◔	◔	◔	◔	
BOMT130416R	0,12/0,20	positive geometry R1,6 / Géométrie positive R 1,6						◔	◔		
BOMT130420R	0,12/0,20	positive geometry R2,0 / Géométrie positive R 2,0						◔	◔		
BOMT130424R [1]	0,12/0,20	positive geometry R2,4 / Géométrie positive R 2,4						◔	◔		
BOMT130431R [1]	0,12/0,20	positive geometry R3,1 / Géométrie positive R 3,1			◐			◔	◔		
BOMT130440R [1]	0,12/0,20	positive geometry R4,0 / Géométrie positive R 4,0						◔	◔		
BOCT130404FR-P	0,05/0,25	non-ferrous geometry, polished R0,4 / Géo. pour mat. non fer., polie R0,4		●							
BOCT130408FR-P	0,05/0,25	non-ferrous geometry, polished R0,8 / Géo. pour mat. non fer., polie R0,8		●							
BOMT130404R-DT2	0,05/0,25	with long PCD-tip R0,4 / avec insert PCD version longue R0,4									●
BODT130404R	0,05/0,20	ground finishing geometry R0,4 / Géométrie de finition affûtée R0,4					◔				
BODT130404R-001	0,05/0,20	finishing geometry, short R0,4 / Géométrie de finition, courte R0,4					◔				
BODT130408R	0,05/0,20	ground finishing geometry R0,8 / Géométrie de finition affûtée R0,8					◔				
BODT130408R-001	0,05/0,20	finishing geometry, short R0,8 / Géométrie de finition, courte R0,8					◔				
ZOMT130404R [2]	0,12/0,20	chip splitter geometry R0,4 / Géométrie avec brise-copeaux R0,4			◐			◔	◔	◔	

[1] Cutter body has to be modified / Modifier le corps de fraise; [2] Best results are achieved on tools with an even number of teeth. Please mount inserts alternating. / Les meilleurs résultats sont obtenus avec une fraise ayant un nombre de dents pair. Merci de monter les arêtes de manière alternée.

● = P ● = M ● = K ● = N ● = S ○ = H

ADAPTION ACC. TO DIN 1835 B (WELDON)
ATTACHEMENT DIN 1835 B (WELDON)

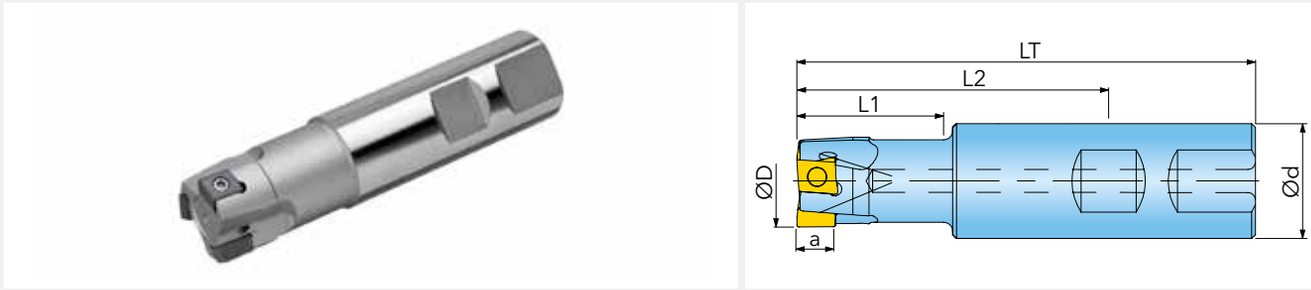

Designation Réf. de l'article	D	d	LT	L1	L2	a	Z		IK	kg
1SJ1Y020034W5R00	20	25	100	34	68	7,5	2	0,7	✓	0,30
1SJ1Y020034W5R01	20	25	100	34	68	7,5	3	0,7	✓	0,30
1SJ1Y025039W5R00	25	25	105	39	73	7,5	3	0,4	✓	0,36
1SJ1Y025039W5R01	25	25	105	39	73	7,5	4	0,4	✓	0,36
1SJ1Y032039W6R00	32	32	110	39	74	7,5	3	0,3	✓	0,59
1SJ1Y032039W6R01	32	32	110	39	74	7,5	5	0,3	✓	0,60
1SJ1Y040039W6R00	40	32	120	39	84	7,5	4	0,2	✓	0,73
1SJ1Y040039W6R01	40	32	120	39	84	7,5	6	0,2	✓	0,74

DGM212R100

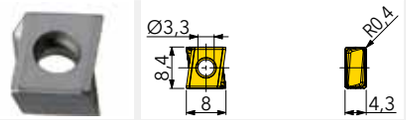

DGM212R101

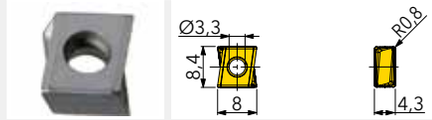

DGM212R110

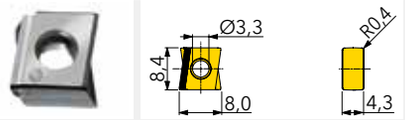

DGD212R100-W

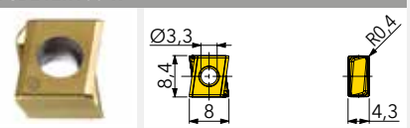

DGD212R101-W

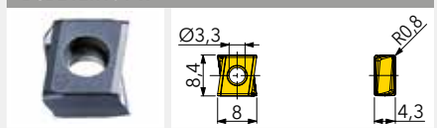

ZGM212R101

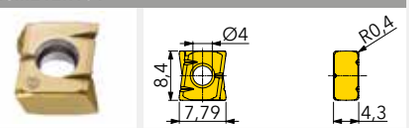

Designation Réf. de l'article	fz(min/max)	Design Conception	Grade Nuance	IN2004	IN2505	IN2530	IN4030	IN90D
DGM212R100	0,10/0,15	positive geometry R0,4 / Géométrie positive R 0,4		●	●		●	
DGM212R101	0,10/0,15	positive geometry R0,8 / Géométrie positive R 0,8		●	●		●	
DGM212R110	0,05/0,20	with long PCD-tip R0,4 / avec insert PCD version longue R0,4						●
DGD212R100-W	0,10/0,18	positive wiper geometry R0,4 / Géométrie wiper positive R0,4		●	●		●	
DGD212R101-W	0,10/0,18	positive wiper geometry R0,8 / géométrie wiper positive R0,8		●	●		●	
ZGM212R101	0,05/0,15	chipbreaker geometry R0,8 / Géométrie avec brise-copeaux R0,8			●	●		

● = P ● = M ● = K ● = N ● = S ○ = H

SPARE PARTS
ACCESSOIRES



	SM30-082-20 (2,0Nm)	TXPLUS08x90-B

① = Insert screw / Vis de serrage plaquette ② = Torx-Bit / Embout torx

Member IMC Group Ingersoll Cutting Tools

SCREW-IN TYPE ADAPTION
ATTACHEMENT FILETÉ



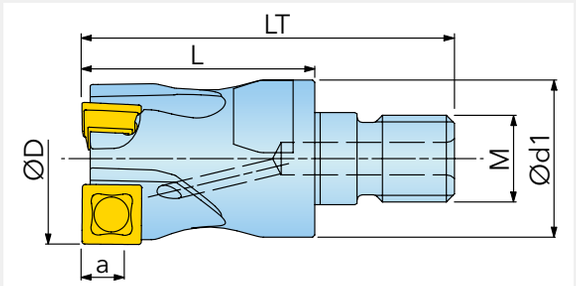

Designation Réf. de l'article	D	d1	LT	L	a	M	Z		IK	kg
15U1G025035X7R00	25	21	57	35	8,4	M12	2	7,0	✓	0,08
15U1G032043X8R00	32	29	67	43	8,4	M16	3	6,0	✓	0,18
15U1G040043X8R00	40	29	67	43	8,4	M16	3	4,0	✓	0,22

SHET110502FR-P

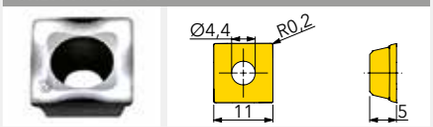

SHET110505FR-P

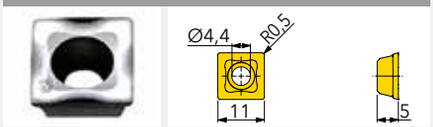

SHET110508FR-P

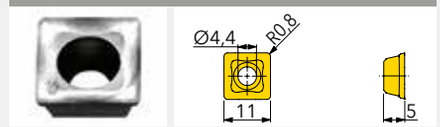

SHET110516FR-P

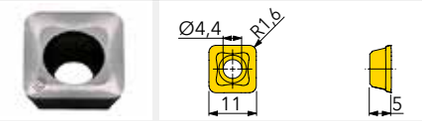

SHET110524FN-P

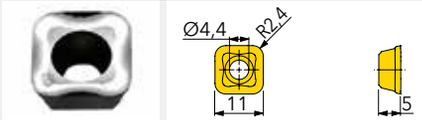

SHET110532FN-P

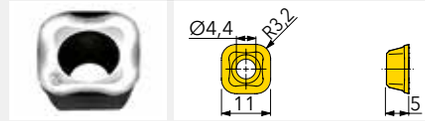

Designation Réf. de l'article	fz(min/max)	Design Conception	Grade Nuance	IN15K
SHET110502FR-P	0,05/0,30	non-ferrous geometry, polished R0,2 / Géo. pour mat. non fer., polie R0,2		
SHET110505FR-P	0,05/0,30	non-ferrous geometry, polished R0,5 / Géo. pour mat. non fer., polie R0,5		
SHET110508FR-P	0,05/0,30	non-ferrous geometry, polished R0,8 / Géo. pour mat. non fer., polie R0,8		
SHET110516FR-P	0,05/0,30	non-ferrous geometry, polished R1,6 / Géo. pour mat. non fer., polie R1,6		
SHET110524FN-P	0,05/0,30	non-ferrous geometry, polished R2,4 / Géo. pour mat. non fer., polie R2,4		
SHET110532FN-P	0,05/0,30	non-ferrous geometry, polished R3,2 / Géo. pour mat. non fer., polie R3,2		

● = P ● = M ● = K ● = N ● = S ○ = H

SPARE PARTS
ACCESSOIRES





SM40-093-20 (4,5Nm) TX15x90-B

① = Insert screw / Vis de serrage plaquette ② = Torx-Bit / Embout torx

SCREW-IN TYPE ADAPTION
ATTACHEMENT FILETÉ



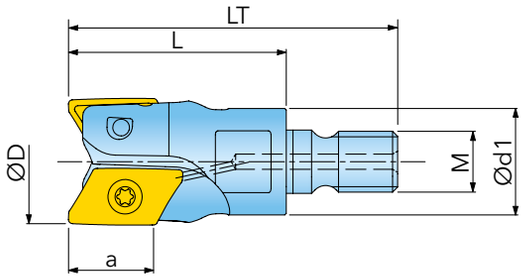

Designation Réf. de l'article	D	d1	LT	L	a	M	Z		IK	kg
1AX2K025043X7R00	25	21	65	43	16	M12	2	23,5	✓	0,09
1AX2K032043X8R00	32	29	67	43	16	M16	3	14,5	✓	0,17
1AX2K040043X8R00	40	29	67	43	16	M16	3	10	✓	0,22

Member IMC Group Ingersoll Cutting Tools

XEVT160504FR-P



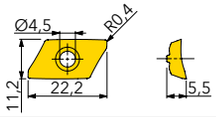

XEVT160508FR-P



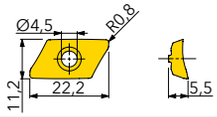

XEVT160512FR-P



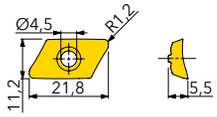

XEVT160516FR-P



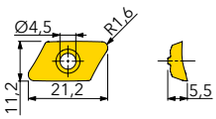

XEVT160520FR-P



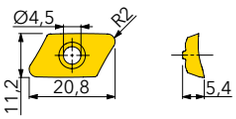

XEVT160524FR-P



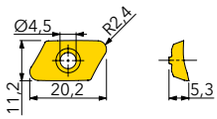

XEVT160530FR-P



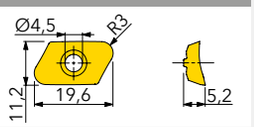

XEVT160532FR-P



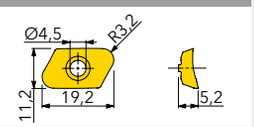

XEVT160540FR-P



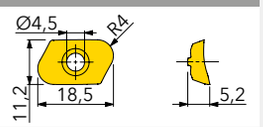

XEVT160550FR-P



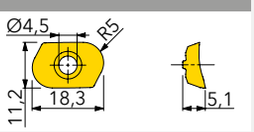

Designation Réf. de l'article	fz(min/max)	Design Conception	Grade Nuance	IN10K
XEVT160504FR-P	0,05/0,35	non-ferrous geometry, polished R0,4 / Géo. pour mat. non fer., polie R0,4		●
XEVT160508FR-P	0,05/0,35	non-ferrous geometry, polished R0,8 / Géo. pour mat. non fer., polie R0,8		●
XEVT160512FR-P	0,05/0,35	non-ferrous geometry, polished R1,2 / Géo. pour mat. non fer., polie R1,2		●
XEVT160516FR-P	0,05/0,35	non-ferrous geometry, polished R1,6 / Géo. pour mat. non fer., polie R1,6		●
XEVT160520FR-P	0,05/0,35	non-ferrous geometry, polished R2,0 / Géo. pour mat. non fer., polie R2,0		●
XEVT160524FR-P	0,05/0,35	non-ferrous geometry, polished R2,4 / Géo. pour mat. non fer., polie R2,4		●
XEVT160530FR-P	0,05/0,35	non-ferrous geometry, polished R3,0 / Géo. pour mat. non fer., polie R3,0		●
XEVT160532FR-P	0,05/0,35	non-ferrous geometry, polished R3,2 / Géo. pour mat. non fer., polie R3,2		●
XEVT160540FR-P [1)]	0,05/0,35	non-ferrous geometry, polished R4,0 / Géo. pour mat. non fer., polie R4,0		●
XEVT160550FR-P [1)]	0,05/0,35	non-ferrous geometry, polished R5,0 / Géo. pour mat. non fer., polie R5,0		●

[1)] Cutter body has to be modified / Modifier le corps de fraise

● = P ● = M ● = K ● = N ● = S ○ = H

SPARE PARTS
ACCESSOIRES





Diameter Range / Diamètres

25	SM40-085-20 (4,5Nm)	TX15x90-B
32 - 40	SM40-093-21 (4,5Nm)	TX15x90-B

① = Insert screw / Vis de serrage plaquette ② = Torx-Bit / Embout torx

EXTENDED FLUTE END MILLS / FRAISES HÉRISSON

	D	a	Description	Code / Série	Page
	16 - 25	16,5 - 27	HPOS Extended Flute End Mill 22J3D...W Fraise hérisson 22J3D...W	22J3D...W	76
	16 - 25	17 - 27	HPOS Extended Flute End Mill 22J3D...Z Fraise hérisson 22J3D...Z	22J3D...Z	77
	25 - 32	26 - 34	HPOS Extended Flute End Mill 22J3P...W Fraise hérisson 22J3P...W	22J3P...W	78
	25 - 40	26 - 42,5	HPOS Extended Flute End Mill 22J3P...Z Fraise hérisson 22J3P...Z	22J3P...Z	80
	32 - 40	35 - 46	HPOS Extended Flute End Mill 22J3R...W Fraise hérisson 22J3R...W	22J3R...W	82
	32 - 63	35 - 138	HPOS Extended Flute End Mill 22J3R...Z Fraise hérisson 22J3R...Z	22J3R...Z	84
	40 - 80	35 - 46	HPOS Extended Flute End Mill 22J3R...F Fraise hérisson 22J3R...F	22J3R...F	86
	63 - 100	45 - 88	HPOS Extended Flute End Mill 22J3G...F Fraise hérisson 22J3G...F	22J3G...F	88
	40 - 80	45 - 146	HPOS Extended Flute End Mill 22J3G...Z Fraise hérisson 22J3G...Z	22J3G...Z	90
	32 - 50	36 - 50	EVOTECMAX Extended Flute End Mill 2SJ3Y...Z Fraise hérisson 2SJ3Y...Z	2SJ3Y...Z	92
	63 - 100	33 - 85	EVOTECMAX Extended Flute End Mill 2EJ3J...F Fraise hérisson 2EJ3J...F (hélice à droite)	2EJ3J...F	93
	63 - 100	33 - 85	EVOTECMAX Extended Flute End Mill 2EJ4J...F Fraise hérisson 2EJ4J...F (hélice à gauche)	2EJ4J...F	94

Subject to printing error or technical changes. / Sous réserve d'erreurs d'impression ou de modifications techniques.

	D	a	Description	Code / Série	Page












Subject to printing error or technical changes. / Sous réserve d'erreurs d'impression ou de modifications techniques.

EXTENDED FLUTE END MILL 22J3D...W
FRAISE HÉRISSON 22J3D...W

ADAPTION ACC. TO DIN 1835 B (WELDON)
ATTACHEMENT DIN 1835 B (WELDON)



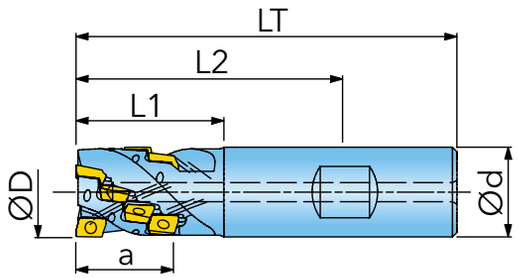

Designation Réf. de l'article	D	d	LT	L1	L2	a	Z	Zeff		IK	kg
22J3D016017W3R00	16	16	80	30	56	16,5	6	2	4,0	✓	0,10
22J3D019022W4R00	19	20	85	32	60	22	12	3	2,6	✓	0,16
22J3D020022W4R00	20	20	85	32	60	22	12	3	2,5	✓	0,16
22J3D022022W4R00	22	20	85	32	60	22	16	4	2,3	✓	0,17
22J3D025027W5R00	25	25	95	36	63	27	20	4	2,0	✓	0,29

AOMT060202R





AOMT060204R





AOMT060208R





AOMT060216R





AOCT060204FR-P





Designation Réf. de l'article	fz(min/max)	Design Conception	Grade Nuance	IN05S	IN2035	IN2504	IN2505	IN2530
AOMT060202R	0,06/0,12	positive geometry R0,2 / Géométrie positive R0,2			◐	◐	◐	◐
AOMT060204R	0,06/0,12	positive geometry R0,4 / Géométrie positive R0,4				◐	◐	◐
AOMT060208R	0,06/0,12	positive geometry R0,8 / Géométrie positive R0,8			◐	◐	◐	◐
AOMT060216R[1)]	0,06/0,12	positive geometry R1,6 / Géométrie positive R1,6				◐	◐	◐
AOCT060204FR-P	0,05/0,12	non-ferrous geometry, polished R0,4 / Géo. pour mat. non fer., polie R0,4		●				

[1)] Cutter body has to be modified / Modifier le corps de fraise

◐ = P ◐ = M ◐ = K ● = N ◐ = S ○ = H

SPARE PARTS
ACCESSOIRES





	SM18-041-00 (0,5Nm)	TXPLUS06x90-B

① = Insert screw / Vis de serrage plaquette ② = Torx-Bit / Embout torx

Member IMC Group Ingersoll Cutting Tools

MODULAR MILLING ADAPTOR INNOFIT
ATTACHEMENT MODULAIRE INNOFIT



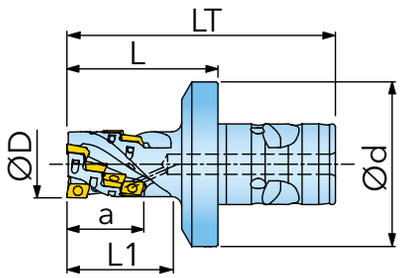

Designation Réf. de l'article	D	d	LT	L	L1	a	MOD	Z	Zeff			kg
22J3D016017Z4R00	16	49	80	45	32	17	MOD 40	6	2	4,0	✓	0,27
22J3D020022Z4R00	20	49	80	45	32	22	MOD 40	12	3	2,5	✓	0,28
22J3D025027Z4R00	25	49	90	55	43	27	MOD 40	20	4	2,0	✓	0,34

AOMT060202R

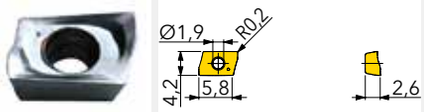

AOMT060204R

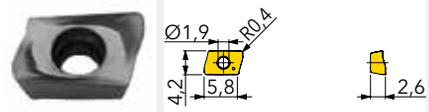

AOMT060208R

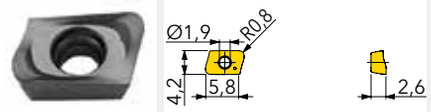

AOMT060216R

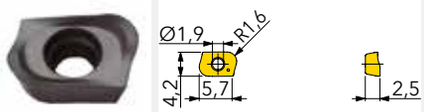

AOCT060204FR-P

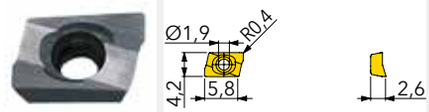

Designation Réf. de l'article	fz(min/max)	Design Conception	Grade Nuance	IN05S	IN2035	IN2504	IN2505	IN2530
AOMT060202R	0,06/0,12	positive geometry R0,2 / Géométrie positive R0,2			◐	◐	◐	◐
AOMT060204R	0,06/0,12	positive geometry R0,4 / Géométrie positive R0,4				◐	◐	◐
AOMT060208R	0,06/0,12	positive geometry R0,8 / Géométrie positive R0,8			◐	◐	◐	◐
AOMT060216R [1)]	0,06/0,12	positive geometry R1,6 / Géométrie positive R1,6				◐	◐	◐
AOCT060204FR-P	0,05/0,12	non-ferrous geometry, polished R0,4 / Géo. pour mat. non fer., polie R0,4		●				

[1)] Cutter body has to be modified / Modifier le corps de fraise

● = P ● = M ● = K ● = N ● = S ○ = H

SPARE PARTS
ACCESSOIRES





SM18-041-00 (0,5Nm) TXPLUS06x90-B

① = Insert screw / Vis de serrage plaquette ② = Torx-Bit / Embout torx

ADAPTION ACC. TO DIN 1835 B (WELDON)
ATTACHEMENT DIN 1835 B (WELDON)



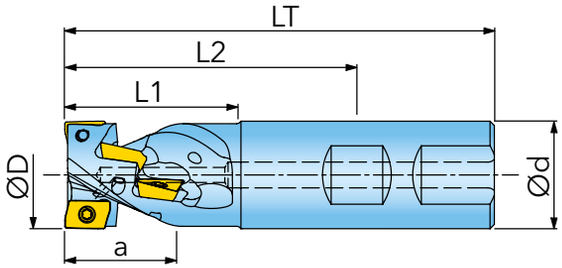

Designation Réf. de l'article	D	d	LT	L1	L2	a	Z	Zeff		IK	kg
22J3P025026W5R00	25	25	100	40	68	26	6	2	4,4	✓	0,28
22J3P032034W6R00	32	32	110	50	74	34	12	3	2,8	✓	0,52

Member IMC Group Ingersoll Cutting Tools

BOMT09T304R


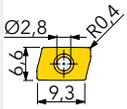

BOMT09T308R




BOMT09T316R




BOMT09T320R


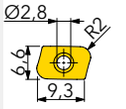

BOMT09T331R




BOCT09T304FR-P




BOCT09T308FR-P


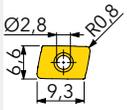

BOMT09T304R-DT2


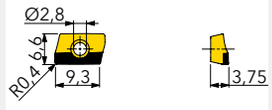

BODT09T304R




BODT09T308R


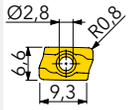

ZOMT09T304R




Designation Réf. de l'article	fz(min/max)	Design Conception	Grade Nuance	IN10K	IN2035	IN2036	IN2504	IN2505	IN2530	IN6537	IN90D
BOMT09T304R	0,10/0,15	positive geometry R0,4 / Géométrie positive R 0,4			◐	◐	◔	◔	◔	◔	
BOMT09T308R	0,10/0,15	positive geometry R0,8 / Géométrie positive R 0,8			◐	◐	◔	◔	◔	◔	
BOMT09T316R [1]	0,10/0,15	positive geometry R1,6 / Géométrie positive R 1,6			◐			◔	◔		
BOMT09T320R [1]	0,10/0,15	positive geometry R2,0 / Géométrie positive R 2,0			◐			◔	◔		
BOMT09T331R [1]	0,10/0,15	positive geometry R3,1 / Géométrie positive R 3,1			◐			◔	◔		
BOCT09T304FR-P	0,05/0,20	non-ferrous geometry, polished R0,4 / Géo. pour mat. non fer., polie R0,4		●							
BOCT09T308FR-P	0,05/0,20	non-ferrous geometry, polished R0,8 / Géo. pour mat. non fer., polie R0,8		●							
BOMT09T304R-DT2	0,05/0,20	with long PCD-tip R0,4 / avec insert PCD version longue R0,4									●
BODT09T304R	0,05/0,15	ground finishing geometry R0,4 / Géométrie de finition affûtée R0,4					◔				
BODT09T308R	0,05/0,15	ground finishing geometry R0,8 / Géométrie de finition affûtée R0,8					◔				
ZOMT09T304R [2]	0,10/0,15	chip splitter geometry R0,4 / Géométrie avec brise-copeaux R0,4			◐			◔	◔		

[1] Cutter body has to be modified / Modifier le corps de fraise; [2] Best results are achieved on tools with an even number of teeth. Please mount inserts alternating. / Les meilleurs résultats sont obtenus avec une fraise ayant un nombre de dents pair. Merci de monter les arêtes de manière alternée.

● = P ● = M ● = K ● = N ● = S ○ = H

SPARE PARTS ACCESSOIRES



	SM25-064-00 (1,1Nm)	TX08x90-B

① = Insert screw / Vis de serrage plaquette ② = Torx-Bit / Embout torx

MODULAR MILLING ADAPTOR INNOFIT
ATTACHEMENT MODULAIRE INNOFIT



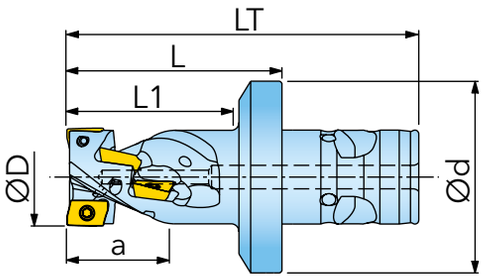

Designation Réf. de l'article	D	d	LT	L	L1	a	MOD	Z	Zeff		IK	kg
22J3P025026Z4R00	25	49	90	55	43	26	MOD 40	6	2	4,4	✓	0,33
22J3P028034Z4R00	28	49	107	72	60	34	MOD 40	8	2	3,7	✓	0,42
22J3P032034Z4R00	32	49	107	72	60	34	MOD 40	12	3	2,8	✓	0,48
22J3P040043Z4R00	40	49	107	72	60	42,5	MOD 40	20	4	2,4	✓	0,58

Member IMC Group Ingersoll Cutting Tools

BOMT09T304R




BOMT09T308R




BOMT09T316R




BOMT09T320R




BOMT09T331R




BOCT09T304FR-P




BOCT09T308FR-P




BOMT09T304R-DT2


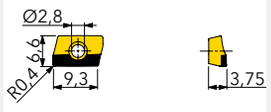

BODT09T304R




BODT09T308R




ZOMT09T304R




Designation Réf. de l'article	fz(min/max)	Design Conception	Grade Nuance	IN10K	IN2035	IN2036	IN2504	IN2505	IN2530	IN6537	IN90D
BOMT09T304R	0,10/0,15	positive geometry R0,4 / Géométrie positive R 0,4			◐	◐	◔	◔	◔	◔	
BOMT09T308R	0,10/0,15	positive geometry R0,8 / Géométrie positive R 0,8			◐	◐	◔	◔	◔	◔	
BOMT09T316R [1]	0,10/0,15	positive geometry R1,6 / Géométrie positive R 1,6			◐			◔	◔		
BOMT09T320R [1]	0,10/0,15	positive geometry R2,0 / Géométrie positive R 2,0			◐			◔	◔		
BOMT09T331R [1]	0,10/0,15	positive geometry R3,1 / Géométrie positive R 3,1			◐			◔	◔		
BOCT09T304FR-P	0,05/0,20	non-ferrous geometry, polished R0,4 / Géo. pour mat. non fer., polie R0,4		●							
BOCT09T308FR-P	0,05/0,20	non-ferrous geometry, polished R0,8 / Géo. pour mat. non fer., polie R0,8		●							
BOMT09T304R-DT2	0,05/0,20	with long PCD-tip R0,4 / avec insert PCD version longue R0,4									●
BODT09T304R	0,05/0,15	ground finishing geometry R0,4 / Géométrie de finition affûtée R0,4					◔				
BODT09T308R	0,05/0,15	ground finishing geometry R0,8 / Géométrie de finition affûtée R0,8					◔				
ZOMT09T304R [2]	0,10/0,15	chip splitter geometry R0,4 / Géométrie avec brise-copeaux R0,4			◐			◔	◔		

[1] Cutter body has to be modified / Modifier le corps de fraise; [2] Best results are achieved on tools with an even number of teeth. Please mount inserts alternating. / Les meilleurs résultats sont obtenus avec une fraise ayant un nombre de dents pair. Merci de monter les arêtes de manière alternée.

● = P ● = M ● = K ● = N ● = S ○ = H

SPARE PARTS ACCESSOIRES



	SM25-064-00 (1,1Nm)	TX08x90-B

① = Insert screw / Vis de serrage plaquette ② = Torx-Bit / Embout torx

ADAPTION ACC. TO DIN 1835 B (WELDON)
ATTACHEMENT DIN 1835 B (WELDON)



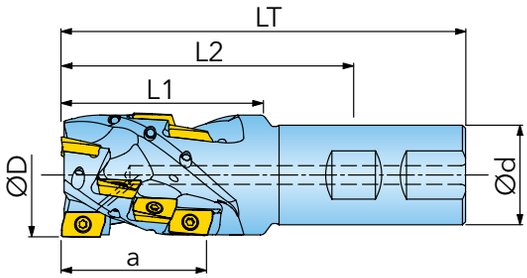

Designation Réf. de l'article	D	d	LT	L1	L2	a	Z	Zeff		IK	kg
22J3R032035W6R00	32	32	110	48	74	35	6	2	5,0	✓	0,50
22J3R040046W6R00	40	32	130	65	94	46	12	3	3,2	✓	0,71

SPARE PARTS
ACCESSOIRES




	①	②
	SM35-088-10 (3,0Nm)	TX10x90-B

① = Insert screw / Vis de serrage plaquette ② = Torx-Bit / Embout torx

BOMT130404R

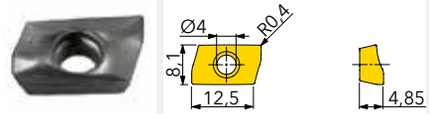

BOMT130408R

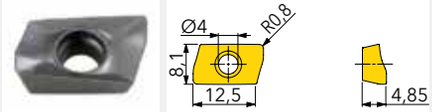

BOMT130416R

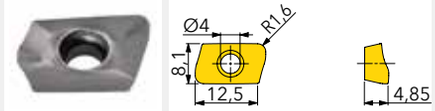

BOMT130420R

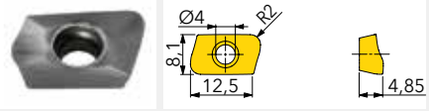

BOMT130424R

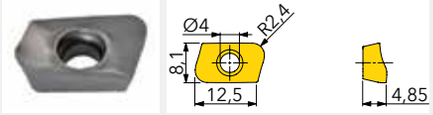

BOMT130431R

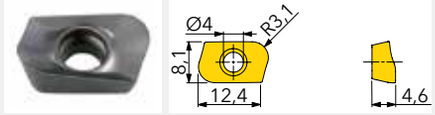

BOMT130440R

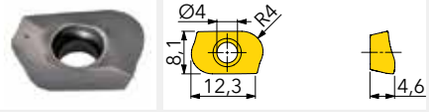

BOCT130404FR-P

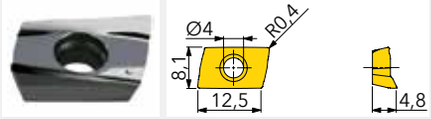

BOCT130408FR-P

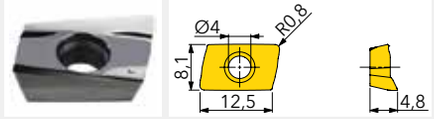

BOMT130404R-DT2

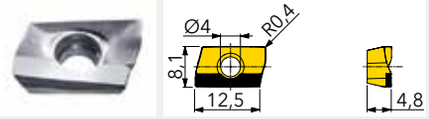

BODT130404R

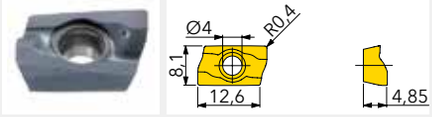

BODT130408R

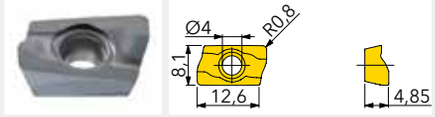

ZOMT130404R

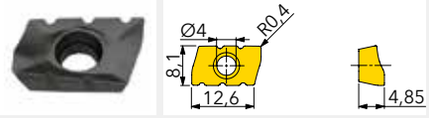

Designation Réf. de l'article	fz(min/max)	Design Conception	Grade Nuance	IN10K	IN2035	IN2036	IN2504	IN2505	IN2530	IN6537	IN90D
BOMT130404R	0,12/0,20	positive geometry R0,4 / Géométrie positive R 0,4			◐	◐	◔	◔	◕	◔	
BOMT130408R	0,12/0,20	positive geometry R0,8 / Géométrie positive R 0,8			◐	◐	◔	◔	◕	◔	
BOMT130416R	0,12/0,20	positive geometry R1,6 / Géométrie positive R 1,6						◔	◕		
BOMT130420R	0,12/0,20	positive geometry R2,0 / Géométrie positive R 2,0						◔	◕		
BOMT130424R [1]	0,12/0,20	positive geometry R2,4 / Géométrie positive R 2,4						◔	◕		
BOMT130431R [1]	0,12/0,20	positive geometry R3,1 / Géométrie positive R 3,1			◐			◔	◕		
BOMT130440R [1]	0,12/0,20	positive geometry R4,0 / Géométrie positive R 4,0						◔	◕		
BOCT130404FR-P	0,05/0,25	non-ferrous geometry, polished R0,4 / Géo. pour mat. non fer., polie R0,4		●							
BOCT130408FR-P	0,05/0,25	non-ferrous geometry, polished R0,8 / Géo. pour mat. non fer., polie R0,8		●							
BOMT130404R-DT2	0,05/0,25	with long PCD-tip R0,4 / avec insert PCD version longue R0,4									●
BODT130404R	0,05/0,20	ground finishing geometry R0,4 / Géométrie de finition affûtée R0,4					◔				
BODT130408R	0,05/0,20	ground finishing geometry R0,8 / Géométrie de finition affûtée R0,8					◔				
ZOMT130404R [2]	0,12/0,20	chip splitter geometry R0,4 / Géométrie avec brise-copeaux R0,4			◐			◔	◕	◔	

[1] Cutter body has to be modified / Modifier le corps de fraise; [2] Best results are achieved on tools with an even number of teeth. Please mount inserts alternating. / Les meilleurs résultats sont obtenus avec une fraise ayant un nombre de dents pair. Merci de monter les arêtes de manière alternée.

● = P ● = M ● = K ● = N ● = S ○ = H

MODULAR MILLING ADAPTOR INNOFIT
ATTACHEMENT MODULAIRE INNOFIT



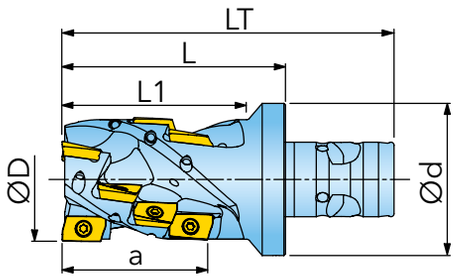

Designation Réf. de l'article	D	d	LT	L	L1	a	MOD	Z	Zeff		IK	kg
22J3R032035Z4R00	32	49	95	60	49	35	MOD 40	6	2	5,0	✓	0,38
22J3R040046Z4R00	40	49	107	72	60	46	MOD 40	12	3	3,2	✓	0,54
22J3R040046Z4R02	40	49	107	72	60	46	MOD 40	16	4	3,2	✓	0,57
22J3R040069Z4R02	40	49	129	94	83	69	MOD 40	24	4	3,2	✓	0,67
22J3R040069Z4R00	40	49	129	94	83	69	MOD 40	18	3	3,2	✓	0,64
22J3R040069Z5R00	40	78	147	100	79	69	MOD 50	18	3	3,2	✓	1,28
22J3R040081Z5R00	40	78	159	112	91	81	MOD 50	21	3	3,2	✓	1,32
22J3R050046Z4R00	50	49	107	72	72	46	MOD 40	16	4	2,1	✓	0,80
22J3R050069Z5R00	50	78	147	100	80	69	MOD 50	24	4	2,1	✓	1,60
22J3R063092Z5R00	63	78	167	120	102	92	MOD 50	32	4	1,4	✓	2,43
22J3R063115Z5R00	63	78	190	143	125	115	MOD 50	40	4	1,4	✓	2,76
22J3R063138Z5R00	63	78	213	166	148	138	MOD 50	48	4	1,4	✓	3,09

SPARE PARTS
ACCESSOIRES



SM35-088-10 (3,0Nm) TX10x90-B

① = Insert screw / Vis de serrage plaquette ② = Torx-Bit / Embout torx

Member IMC Group Ingersoll Cutting Tools

BOMT130404R

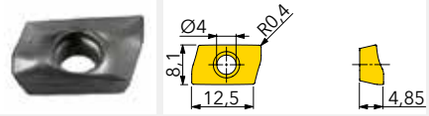

BOMT130408R

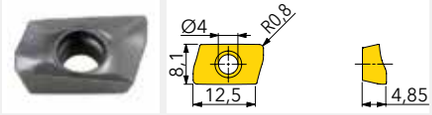

BOMT130416R

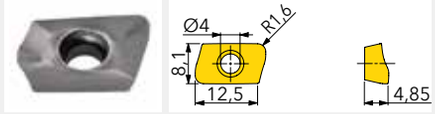

BOMT130420R

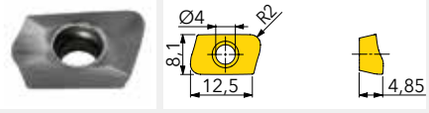

BOMT130424R

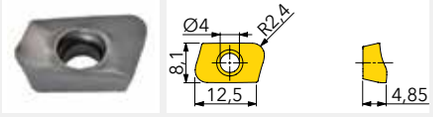

BOMT130431R

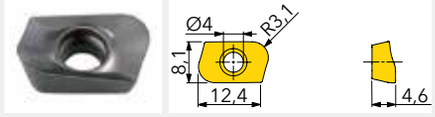

BOMT130440R

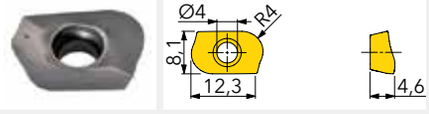

BOCT130404FR-P

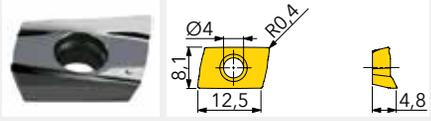

BOCT130408FR-P

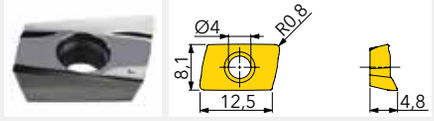

BOMT130404R-DT2

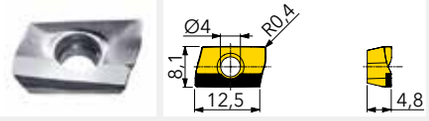

BODT130404R

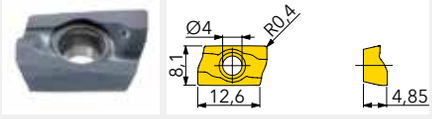

BODT130408R

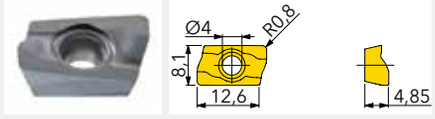

ZOMT130404R

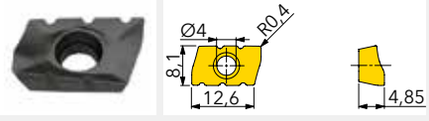

Designation Réf. de l'article	fz(min/max)	Design Conception	Grade Nuance	IN10K	IN2035	IN2036	IN2504	IN2505	IN2530	IN6537	IN90D
BOMT130404R	0,12/0,20	positive geometry R0,4 / Géométrie positive R 0,4			◐	◐	◔	◔	◕	◔	
BOMT130408R	0,12/0,20	positive geometry R0,8 / Géométrie positive R 0,8			◐	◐	◔	◔	◕	◔	
BOMT130416R	0,12/0,20	positive geometry R1,6 / Géométrie positive R 1,6						◔	◕		
BOMT130420R	0,12/0,20	positive geometry R2,0 / Géométrie positive R 2,0						◔	◕		
BOMT130424R [1]	0,12/0,20	positive geometry R2,4 / Géométrie positive R 2,4						◔	◕		
BOMT130431R [1]	0,12/0,20	positive geometry R3,1 / Géométrie positive R 3,1			◐			◔	◕		
BOMT130440R [1]	0,12/0,20	positive geometry R4,0 / Géométrie positive R 4,0						◔	◕		
BOCT130404FR-P	0,05/0,25	non-ferrous geometry, polished R0,4 / Géo. pour mat. non fer., polie R0,4		●							
BOCT130408FR-P	0,05/0,25	non-ferrous geometry, polished R0,8 / Géo. pour mat. non fer., polie R0,8		●							
BOMT130404R-DT2	0,05/0,25	with long PCD-tip R0,4 / avec insert PCD version longue R0,4									●
BODT130404R	0,05/0,20	ground finishing geometry R0,4 / Géométrie de finition affûtée R0,4					◔				
BODT130408R	0,05/0,20	ground finishing geometry R0,8 / Géométrie de finition affûtée R0,8					◔				
ZOMT130404R [2]	0,12/0,20	chip splitter geometry R0,4 / Géométrie avec brise-copeaux R0,4			◐			◔	◕	◔	

[1] Cutter body has to be modified / Modifier le corps de fraise; [2] Best results are achieved on tools with an even number of teeth. Please mount inserts alternating. / Les meilleurs résultats sont obtenus avec une fraise ayant un nombre de dents pair. Merci de monter les arêtes de manière alternée.

● = P ● = M ● = K ● = N ● = S ○ = H

ADAPTION ACC. TO DIN 8030
ATTACHEMENT DIN 8030



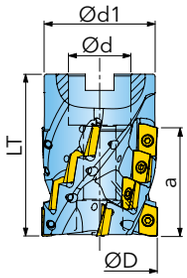

Designation Réf. de l'article	D	d	d1	LT	a	Z	Zeff		IK	kg
22J3R040035F0R00	40	16	36	55	35	9	3	3,2	✓	0,23
22J3R050046F1R00	50	22	48	70	46	16	4	2,1	✓	0,54
22J3R050046F2R00	50	27	48	70	46	16	4	2,1	✓	0,48
22J3R063046F2R00	63	27	55	70	46	16	4	1,4	✓	0,98
22J3R080046F3R00	80	32	73	70	46	20	5	1,0	✓	1,62

SPARE PARTS
ACCESSOIRES





SM35-088-10 (3,0Nm)	TX10x90-B

① = Insert screw / Vis de serrage plaquette ② = Torx-Bit / Embout torx

Member IMC Group Ingersoll Cutting Tools

BOMT130404R

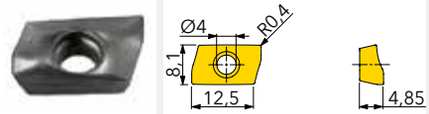

BOMT130408R

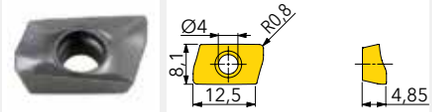

BOMT130416R

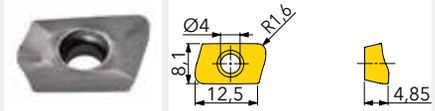

BOMT130420R

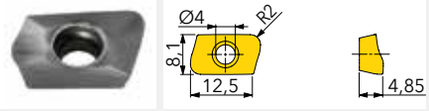

BOMT130424R

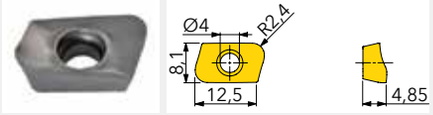

BOMT130431R

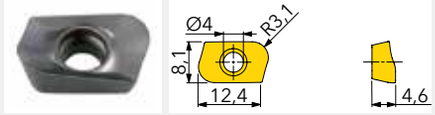

BOMT130440R

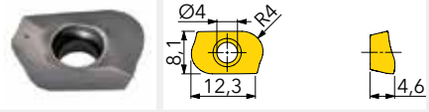

BOCT130404FR-P

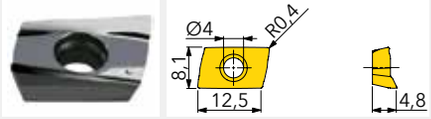

BOCT130408FR-P

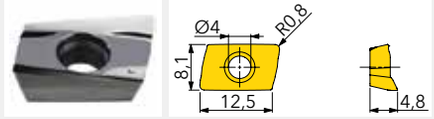

BOMT130404R-DT2

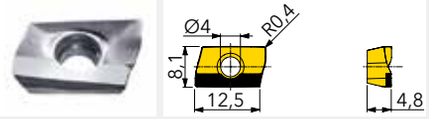

BODT130404R

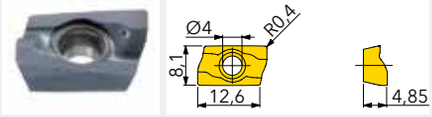

BODT130408R

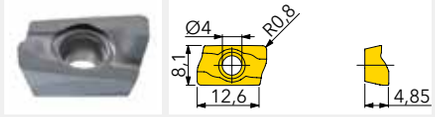

ZOMT130404R

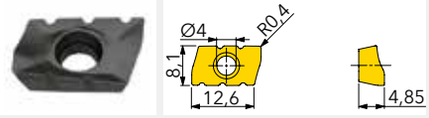

Designation Réf. de l'article	fz(min/max)	Design Conception	Grade Nuance	IN10K	IN2035	IN2036	IN2504	IN2505	IN2530	IN6537	IN90D
BOMT130404R	0,12/0,20	positive geometry R0,4 / Géométrie positive R 0,4			◐	◐	◔	◔	◔	◔	
BOMT130408R	0,12/0,20	positive geometry R0,8 / Géométrie positive R 0,8			◐	◐	◔	◔	◔	◔	
BOMT130416R	0,12/0,20	positive geometry R1,6 / Géométrie positive R 1,6						◔	◔		
BOMT130420R	0,12/0,20	positive geometry R2,0 / Géométrie positive R 2,0						◔	◔		
BOMT130424R [1]	0,12/0,20	positive geometry R2,4 / Géométrie positive R 2,4						◔	◔		
BOMT130431R [1]	0,12/0,20	positive geometry R3,1 / Géométrie positive R 3,1			◐			◔	◔		
BOMT130440R [1]	0,12/0,20	positive geometry R4,0 / Géométrie positive R 4,0						◔	◔		
BOCT130404FR-P	0,05/0,25	non-ferrous geometry, polished R0,4 / Géo. pour mat. non fer., polie R0,4		●							
BOCT130408FR-P	0,05/0,25	non-ferrous geometry, polished R0,8 / Géo. pour mat. non fer., polie R0,8		●							
BOMT130404R-DT2	0,05/0,25	with long PCD-tip R0,4 / avec insert PCD version longue R0,4									●
BODT130404R	0,05/0,20	ground finishing geometry R0,4 / Géométrie de finition affûtée R0,4					◔				
BODT130408R	0,05/0,20	ground finishing geometry R0,8 / Géométrie de finition affûtée R0,8					◔				
ZOMT130404R [2]	0,12/0,20	chip splitter geometry R0,4 / Géométrie avec brise-copeaux R0,4			◐			◔	◔	◔	

[1] Cutter body has to be modified / Modifier le corps de fraise; [2] Best results are achieved on tools with an even number of teeth. Please mount inserts alternating. / Les meilleurs résultats sont obtenus avec une fraise ayant un nombre de dents pair. Merci de monter les arêtes de manière alternée.

● = P ● = M ● = K ● = N ● = S ○ = H

ADAPTION ACC. TO DIN 8030
ATTACHEMENT DIN 8030



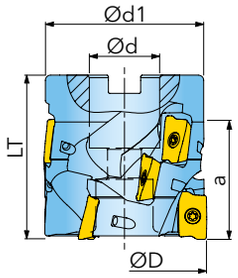

Designation Réf. de l'article	D	d	d1	LT	a	Z	Zeff		IK	kg
22J3G063045F2R00	63	27	61	63	45	9	3	3,2	✓	0,86
22J3G063059F2R00	63	27	61	75	59	12	3	3,2	✓	0,95
22J3G063059F2R01	63	27	61	75	59	16	4	3,2	✓	0,98
22J3G080074F3R00	80	32	77	95	74	20	4	2,3	✓	2,44
22J3G080074F3R01	80	32	77	95	74	25	5	2,3	✓	2,27
22J3G100088F4R00	100	40	98	110	88	36	6	1,8	✓	4,41

Member IMC Group Ingersoll Cutting Tools

AOMT170504R

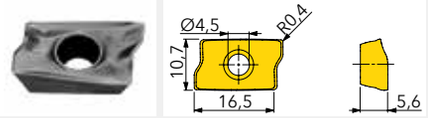

AOMT170508R

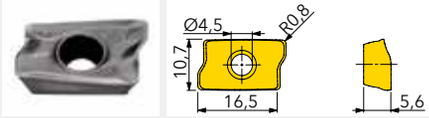

AOMT170516R

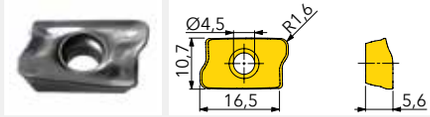

AOMT170524R

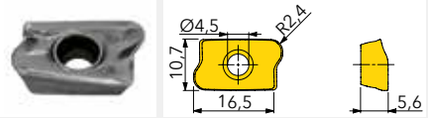

AOMT170532R

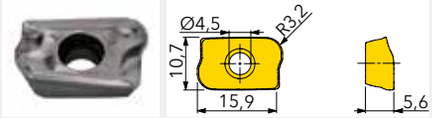

AOMT170548R

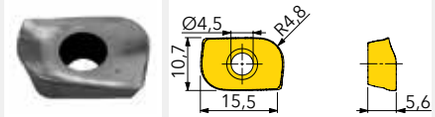

AOMT170564R

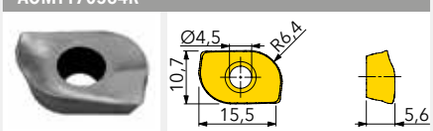

BOCT170508FR-P

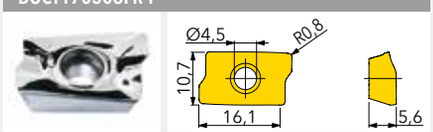

BOMT170608R

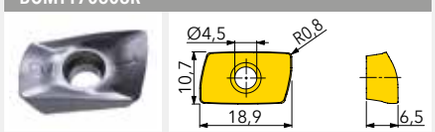

ZOMT170508R

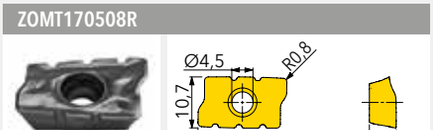

Designation Réf. de l'article	fz(min/max)	Design Conception	Grade Nuance	IN10K	IN2035	IN2504	IN2505	IN2510	IN2530	IN6537
AOMT170504R	0,18/0,30	positive geometry R0,4 / Géométrie positive R0,4					●	●	●	
AOMT170508R	0,18/0,30	positive geometry R0,8 / Géométrie positive R0,8				●	●	●	●	●
AOMT170516R	0,18/0,30	positive geometry R1,6 / Géométrie positive R1,6					●	●	●	
AOMT170524R [1]	0,18/0,30	positive geometry R2,4 / Géométrie positive R2,4					●	●	●	
AOMT170532R [1]	0,18/0,30	positive geometry R3,2 / Géométrie positive R3,2					●	●	●	
AOMT170548R [1]	0,18/0,30	positive geometry R4,8 / Géométrie positive R4,8					●	●	●	
AOMT170564R [1]	0,18/0,30	positive geometry R6,4 / Géométrie positive R6,4					●	●	●	
BOCT170508FR-P	0,05/0,30	non-ferrous geometry, polished R0,8 / Géo. pour mat. non fer., polie R0,8		●						
BOMT170608R	0,15/0,30	positive geometry R0,8 / Géométrie positive R 0,8			●	●	●	●	●	
ZOMT170508R [2]	0,18/0,30	chip splitter geometry R0,8 / Géométrie avec brise-copeaux R0,8			●		●	●	●	●

[1] Cutter body has to be modified / Modifier le corps de fraise; [2] Best results are achieved on tools with an even number of teeth. Please mount inserts alternating. / Les meilleurs résultats sont obtenus avec une fraise ayant un nombre de dents pair. Merci de monter les arêtes de manière alternée.

● = P ● = M ● = K ● = N ● = S ○ = H

SPARE PARTS ACCESSOIRES





	SM40-093-20 (4,5Nm)	TX15x90-B

① = Insert screw / Vis de serrage plaquette ② = Torx-Bit / Embout torx

Member IMC Group Ingersoll Cutting Tools

MODULAR MILLING ADAPTOR INNOFIT
ATTACHEMENT MODULAIRE INNOFIT



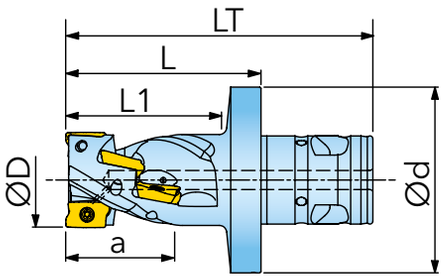

Designation Réf. de l'article	D	d	LT	L	L1	a	MOD	Z	Zeff		IK	kg
22J3G040045Z5R00	40	78	129	82	65	45	MOD 50	6	2	5,0	✓	1,19
22J3G050060Z5R00	50	78	143	96	79	60	MOD 50	12	3	4,4	✓	1,50
22J3G063088Z5R00	63	78	172	125	108	88	MOD 50	18	3	3,2	✓	2,35
22J3G063117Z5R00	63	78	201	154	137	117	MOD 50	24	3	3,2	✓	2,75
22J3G063146Z5R00	63	78	230	183	166	146	MOD 50	30	3	3,2	✓	3,04
22J3G080088Z5R00	80	78	172	125	125	88	MOD 50	24	4	2,3	✓	3,68
22J3G080117Z5R00	80	78	201	154	154	117	MOD 50	40	5	2,3	✓	4,54

Member IMC Group Ingersoll Cutting Tools

AOMT170504R

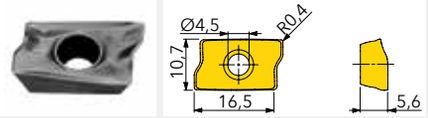

AOMT170508R

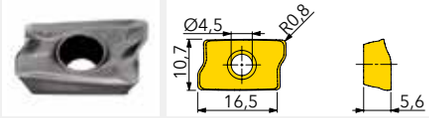

AOMT170516R

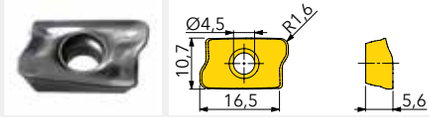

AOMT170524R

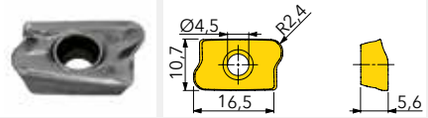

AOMT170532R

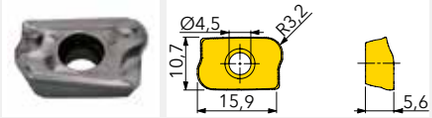

AOMT170548R

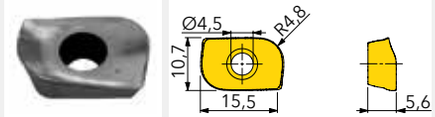

AOMT170564R

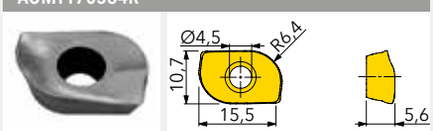

BOCT170508FR-P

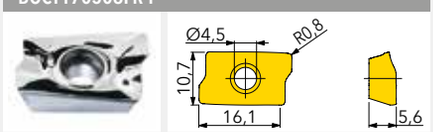

BOMT170608R

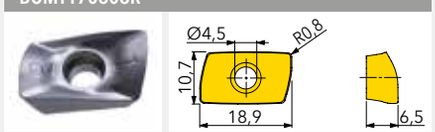

ZOMT170508R

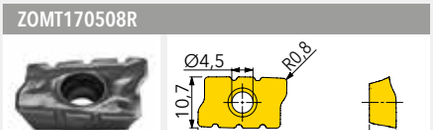

Designation Réf. de l'article	fz(min/max)	Design Conception	Grade Nuance	IN10K	IN2035	IN2504	IN2505	IN2510	IN2530	IN6537
AOMT170504R	0,18/0,30	positive geometry R0,4 / Géométrie positive R0,4					●	●	●	
AOMT170508R	0,18/0,30	positive geometry R0,8 / Géométrie positive R0,8				●	●	●	●	●
AOMT170516R	0,18/0,30	positive geometry R1,6 / Géométrie positive R1,6					●	●	●	
AOMT170524R [1]	0,18/0,30	positive geometry R2,4 / Géométrie positive R2,4					●	●	●	
AOMT170532R [1]	0,18/0,30	positive geometry R3,2 / Géométrie positive R3,2					●	●	●	
AOMT170548R [1]	0,18/0,30	positive geometry R4,8 / Géométrie positive R4,8					●	●	●	
AOMT170564R [1]	0,18/0,30	positive geometry R6,4 / Géométrie positive R6,4					●	●	●	
BOCT170508FR-P	0,05/0,30	non-ferrous geometry, polished R0,8 / Géo. pour mat. non fer., polie R0,8		●						
BOMT170608R	0,15/0,30	positive geometry R0,8 / Géométrie positive R 0,8			●	●	●	●	●	
ZOMT170508R [2]	0,18/0,30	chip splitter geometry R0,8 / Géométrie avec brise-copeaux R0,8			●		●	●	●	●

[1] Cutter body has to be modified / Modifier le corps de fraise; [2] Best results are achieved on tools with an even number of teeth. Please mount inserts alternating. / Les meilleurs résultats sont obtenus avec une fraise ayant un nombre de dents pair. Merci de monter les arêtes de manière alternée.

● = P ● = M ● = K ● = N ● = S ○ = H

SPARE PARTS ACCESSOIRES





	SM40-093-20 (4,5Nm)	TX15x90-B

① = Insert screw / Vis de serrage plaquette ② = Torx-Bit / Embout torx

MODULAR MILLING ADAPTOR INNOFIT
ATTACHEMENT MODULAIRE INNOFIT



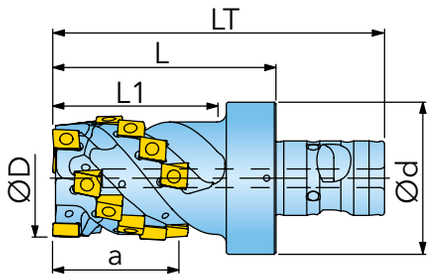

Designation Réf. de l'article	D	d	LT	L	L1	a	MOD	Z	Zeff	IK	kg
2SJ3Y032036Z4R00	32	49	107	72	53	36	MOD 40	15	3	✓	0,53
2SJ3Y040043Z4R00	40	49	107	72	53	43	MOD 40	18	3	✓	0,65
2SJ3Y050050Z5R00	50	78	127	90	69	50	MOD 50	28	4	✓	1,70

DGM212R100

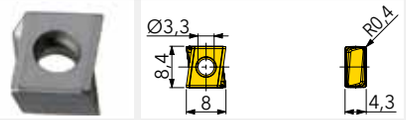

DGM212R101

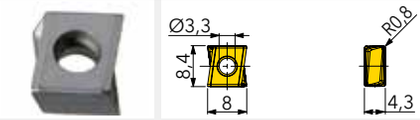

DGM212R110

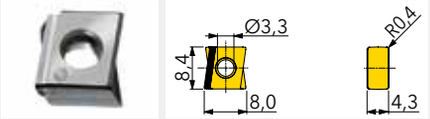

ZGM212R101

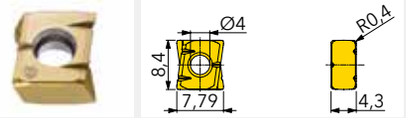

Designation Réf. de l'article	fz(min/max)	Design Conception	Grade Nuance	IN2004	IN2505	IN2530	IN4030	IN90D
DGM212R100	0,10/0,15	positive geometry R0,4 / Géométrie positive R 0,4		●	●		●	
DGM212R101	0,10/0,15	positive geometry R0,8 / Géométrie positive R 0,8		●	●		●	
DGM212R110	0,05/0,20	with long PCD-tip R0,4 / avec insert PCD version longue R0,4						●
ZGM212R101	0,05/0,15	chipbreaker geometry R0,8 / Géométrie avec brise-copeaux R0,8			●	●		

● = P ● = M ● = K ● = N ● = S ○ = H

SPARE PARTS
ACCESSOIRES





SM30-082-20 (2,0Nm) TXPLUS08x90-B

① = Insert screw / Vis de serrage plaquette ② = Torx-Bit / Embout torx

Member IMC Group Ingersoll Cutting Tools

ADAPTION ACC. TO DIN 8030
ATTACHEMENT DIN 8030



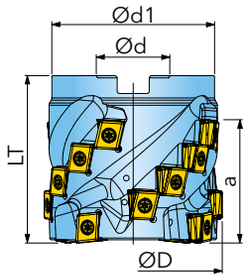

Designation Réf. de l'article	D	d	d1	LT	κ	a	Z	Zeff	IK	kg
2EJ3J063033F2R00	63	27	55	60	90	33	9	3	✓	0,95
2EJ3J063063F2R00	63	27	55	90	90	63	18	3	✓	1,40
2EJ3J080054F3R00	80	32	73	75	90	54	20	4	✓	2,00
2EJ3J080075F3R00	80	32	73	100	90	75	28	4	✓	2,70
2EJ3J100085F4R00	100	40	92	120	90	85	40	5	✓	5,50

DGM324R300

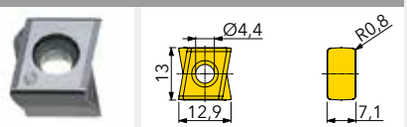

DGM324R301

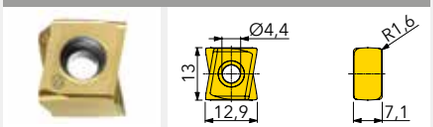

DGM324R302

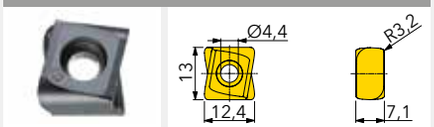

ZGM324R300

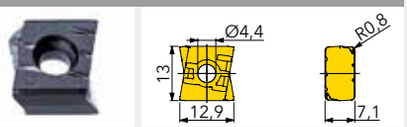

Designation Réf. de l'article	fz(min/max)	Design Conception	Grade Nuance	IN2505	IN4015	IN4030	IN4040
DGM324R300	0,10/0,25	positive geometry R0,8 / Géométrie positive R0,8		●	●	●	●
DGM324R301	0,10/0,25	positive geometry R1,6 / Géométrie positive R1,6		●	●	●	●
DGM324R302	0,10/0,25	positive geometry R3,2 / Géométrie positive R3,2		●	●	●	
ZGM324R300	0,10/0,25	chipbreaker geometry R0,8 / Géométrie avec brise-copeaux R0,8		●		●	

● = P ● = M ● = K ● = N ● = S ○ = H

SPARE PARTS
ACCESSOIRES





SM40-143-H0 (4,5Nm) TX15x90-B

① = Insert screw / Vis de serrage plaquette ② = Torx-Bit / Embout torx

EXTENDED FLUTE END MILL 2EJ4J...F
FRAISE HÉRISSON 2EJ4J...F (HÉLICE À GAUCHE)

ADAPTION ACC. TO DIN 8030
ATTACHEMENT DIN 8030



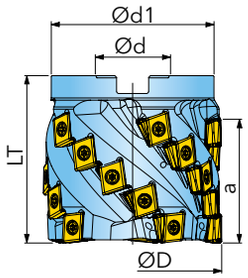

Designation Réf. de l'article	D	d	d1	LT	κ	a	Z	Zeff	IK	kg
2EJ4J063033F2R00	63	27	55	60	90	33	12	4	✓	0,94
2EJ4J063063F2R00	63	27	55	90	90	63	24	4	✓	1,40
2EJ4J080054F3R00	80	32	73	75	90	54	25	5	✓	2,00
2EJ4J080075F3R00	80	32	73	100	90	75	35	5	✓	2,72
2EJ4J100085F4R00	100	40	92	120	90	85	48	6	✓	5,70

DGM324R300



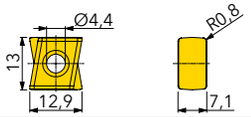

DGM324R301



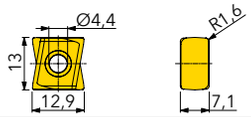

DGM324R302



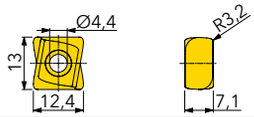

ZGM324R300



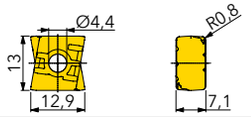

Designation Réf. de l'article	fz(min/max)	Design Conception	Grade Nuance	IN2505	IN4015	IN4030	IN4040				
DGM324R300	0,10/0,25	positive geometry R0,8 / Géométrie positive R0,8		●	●	●	●				
DGM324R301	0,10/0,25	positive geometry R1,6 / Géométrie positive R1,6		●	●	●	●				
DGM324R302	0,10/0,25	positive geometry R3,2 / Géométrie positive R3,2		●	●	●					
ZGM324R300	0,10/0,25	chipbreaker geometry R0,8 / Géométrie avec brise-copeaux R0,8		●		●					

● = P ● = M ● = K ● = N ● = S ○ = H

SPARE PARTS ACCESSOIRES	①	②
	SM40-143-H0 (4,5Nm)	TX15x90-B

① = Insert screw / Vis de serrage plaquette ② = Torx-Bit / Embout torx

SHOULDER-TYPE FACE MILLS / FRAISES À SURFACER & DRESSER

	D	a	Description	Code / Série	Page
	50 - 250	0,5	MICROMILL Finish Mill 6F2B Fraise de finition 6F2B	6F2B	98
	50 - 250	0,5	MICROMILL Finish Mill SF2B Fraise de finition SF2B	SF2B	99
	32 - 63	3,8	DIPOSTRIO Shoulder-Type Face Mill WJ_D Fraise à surfacer-dresser WJ_D	WJ_D	100
	40 - 125	5,8	DIPOSTRIO Shoulder-Type Face Mill WJ_F Fraise à surfacer-dresser WJ_F	WJ_F	101
	32 - 50	5	DIPOSQUAD Shoulder-Type Face Mill DJ5E Fraise à surfacer-dresser DJ5E	DJ5E	102
	40 - 125	7	DIPOSQUAD Shoulder-Type Face Mill DJ_R Fraise à surfacer-dresser DJ_R	DJ_R	103
	32 - 40	5,7	HIPOS® Shoulder-type Face Mill 2J1D Fraise à surfacer-dresser 2J1D	2J1D	104
	32 - 63	6	DIPOSDUO Shoulder-Type Face Mill TJ1D Fraise à surfacer-dresser TJ1D	TJ1D	106
	40 - 80	8	DIPOSDUO Shoulder-Type Face Mill TJ5F Fraise à surfacer-dresser TJ5F	TJ5F	108
	40 - 100	10,5	DIPOSDUO Shoulder-Type Face Mill TJ_G Fraise à surfacer-dresser TJ_G	TJ_G	109
	50 - 125	13,8	DIPOSDUO Shoulder-Type Face Mill TJ_J Fraise à surfacer-dresser TJ_J	TJ_J	110
	35 - 63	7	HIPOSTRIO Shoulder-Type Face Mill KJ_D Fraise à surfacer-dresser KJ_D	KJ_D	111
	50 - 125	11	HIPOSTRIO Shoulder-Type Face Mill KJ_G Fraise à surfacer-dresser KJ_G	KJ_G	112
	63 - 160	15	HIPOSTRIO Shoulder-Type Face Mill KJ_P Fraise à surfacer-dresser KJ_P	KJ_P	113

Subject to printing error or technical changes. / Sous réserve d'erreurs d'impression ou de modifications techniques.

SHOULDER-TYPE FACE MILLS / FRAISES À SURFACER & DRESSER

	D	a	Description	Code / Série	Page
	32 - 80	7,5	EVOTECMAX Shoulder-Type Face Mill SJ_Y Fraise à surfacer-dresser SJ_Y	SJ_Y	114
	40 - 125	9,7	EVOTECMAX Shoulder-Type Face Mill EJ_E Fraise à surfacer-dresser EJ_E	EJ_E	115
	50 - 80	12	EVOTECMAX Shoulder-Type Face Mill EJ_J Fraise à surfacer-dresser EJ_J	EJ_J	116
	100 - 250	12	EVOTECMAX Semi-Finish / Finish Mill EF2J Fraise de finition & semi-finition EF2J	EF2J	117
	40 - 80	7,5	HIPOSQUAD Shoulder-Type Face Mill 5J1E Fraise à surfacer-dresser 5J1E	5J1E	118
	40 - 80	8,3	ISOPLUS Shoulder-Type Face Mill DK1G Fraise à surfacer-dresser DK1G	DK1G	119
	50 - 80	8,7	GOLDMAX® Shoulder-Type Face Mill VJ_K Fraise à surfacer-dresser VJ_K	VJ_K	120
	32 - 80	9	HIPOS® Adjustable Shoulder-Type Face Mill 2J5P Fraise à surfacer-dresser réglable 2J5P	2J5P	121
	32 - 100	9	HIPOS® Shoulder-Type Face Mill 2J1P Fraise à surfacer-dresser 2J1P	2J1P	122
	35 - 125	12	HIPOS® Shoulder-Type Face Mill 2J1R Fraise à surfacer-dresser 2J1R	2J1R	124
	40 - 160	16	HIPOS® Shoulder-Type Face Mill 2J1G Fraise à surfacer-dresser 2J1G	2J1G	126
	50 - 100	11,3	GOLDQUAD Shoulder-Type Face Mill 5J5P Fraise à surfacer-dresser 5J5P	5J5P	128
	50 - 100	8,4	ALUMINATOR Shoulder-Type Face Mill 5H6G Fraise à surfacer-dresser 5H6G	5H6G	129
	40 - 125	16	HIPOSALU Shoulder-Type Face Mill AX2K Fraise à surfacer-dresser AX2K	AX2K	130

Subject to printing error or technical changes. / Sous réserve d'erreurs d'impression ou de modifications techniques.

ADAPTION ACC. TO DIN 8030
ATTACHEMENT DIN 8030



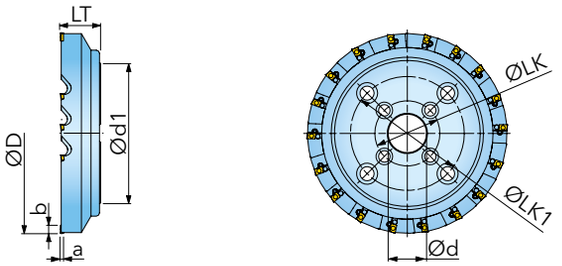

Designation Réf. de l'article	D	d	d1	LT	LK	LK1	a	b	Z	IK	kg
6F2B050R00	50	22	44	40	-	-	0,5	10	3	✓	0,40
6F2B063R00	63	22	48	40	-	-	0,5	10	3	✓	0,60
6F2B080R00	80	27	70	50	-	-	0,5	10	4	✓	1,50
6F2B100R00	100	32	80	50	-	-	0,5	10	6	✓	2,00
6F2B125R00	125	40	100	63	-	-	0,5	10	6	✓	3,50
6F2B160R00	160	40	130	63	66,7	-	0,5	10	8		5,00
6F2B200R00	200	60	160	63	101,6	-	0,5	10	10		8,00
6F2B250R00	250	60	220	63	101,6	-	0,5	10	12		13,0

YDA323L101



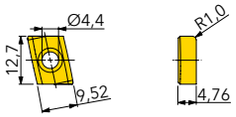

YDA323L104



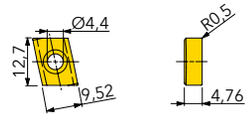

YDA323L114



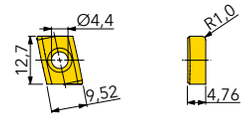

Designation Réf. de l'article	fz(min/max)	Design Conception	Grade Nuance	IN10K	IN0560	IN2010	IN2040
YDA323L101	fu 1/fu 10	wiper finishing edge R1,0 / Plaquette racleuse R1,0		●	◐	●	●
YDA323L104	fu 1/fu 10	wiper finishing edge R0,5 / Plaquette racleuse R0,5		●	◐	●	●
YDA323L114	fu 1/fu 5	short wiper finishing edge R1,0 / Plaquette avec Wiper court R1,0		●	◐	●	●

● = P ○ = M ● = K ● = N ● = S ○ = H

SPARE PARTS
ACCESSOIRES



SM40-110-00 (4,5Nm)	TX15x90-B	SC050-01	PN072-03

① = Insert screw / Vis de serrage ② = Torx-Bit / Embout torx ③ = Setting screw / Vis de réglage ④ = Eccentric pin / Pion excentrique

Member IMC Group Ingersoll Cutting Tools

ADAPTION ACC. TO DIN 8030
ATTACHEMENT DIN 8030



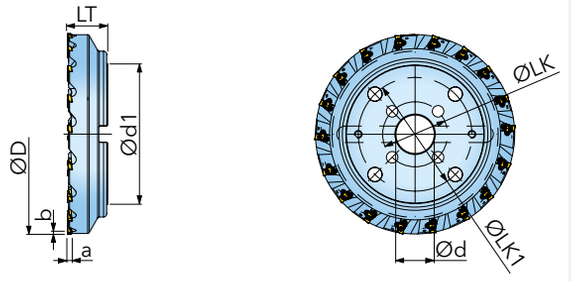

Designation Réf. de l'article	D	d	d1	LT	LK	LK1	κ	a	b	Z	kg
SF2B050R00	50	22	44	40	-	-	90	0,5	12	3	0,38
SF2B063R00	63	22	48	40	-	-	90	0,5	12	3	0,62
SF2B080R00	80	27	70	50	-	-	90	0,5	12	4	1,21
SF2B100R00	100	32	80	50	-	-	90	0,5	12	6	1,80
SF2B125R00	125	40	100	63	-	-	90	0,5	12	6	3,50
SF2B160R00	160	40	130	63	66,7	-	90	0,5	12	8	5,20
SF2B200R00	200	60	160	63	101,6	-	90	0,5	12	10	7,50
SF2B250R00	250	60	220	63	101,6	-	90	0,5	12	12	12,85

YDA223L101



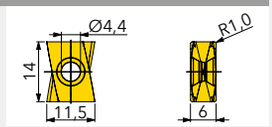

YDA223L114



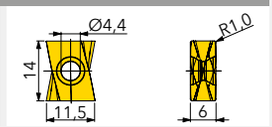

Designation Réf. de l'article	fz(min/max)	Design Conception	Grade Nuance	IN2010	IN2040
YDA223L101	fu 1/fu 11	wiper finishing edge R1,0 / Plaquette racleuse R1,0		●	●
YDA223L114	fu 1/fu 5	short wiper finishing edge R1,0 / Plaquette avec Wiper court R1,0		●	●

● = P ● = M ● = K ● = N ● = S ○ = H

SPARE PARTS
ACCESSOIRES



①	②	③	④
SM40-110-00 (4,5Nm)	TX15x90-B	SC050-01	PN072-03

① = Insert screw / Vis de serrage ② = Torx-Bit / Embout torx ③ = Setting screw / Vis de réglage ④ = Eccentric pin / Pion excentrique

ADAPTION ACC. TO DIN 8030
ATTACHEMENT DIN 8030

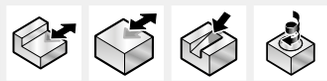



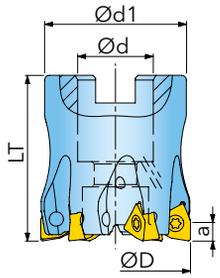

Designation Réf. de l'article	D	d	d1	LT	a	Z		IK	kg
WJ5D032R00[1)]	32	16	30	35	3,8	6	1,5	✓	0,13
WJ5D040R01[1)]	40	16	30	40	3,8	7	2,1	✓	0,18
WJ6D040R01	40	16	30	40	3,8	5	2,1	✓	0,18
WJ5D040R00[1)]	40	22	38	40	3,8	7	2,1	✓	0,23
WJ6D040R00	40	22	38	40	3,8	5	2,1	✓	0,23
WJ5D050R00[1)]	50	22	45	40	3,8	9	2,5	✓	0,35
WJ6D050R00	50	22	45	40	3,8	6	2,5	✓	0,36
WJ5D063R00[1)]	63	22	55	40	3,8	11	2,4	✓	0,62
WJ6D063R00	63	22	55	40	3,8	8	2,4	✓	0,61

[1)] Narrow spacing (only for short chip producing materials) / Pas réduit (pour matières à copeaux courts)

WNMU04T302N



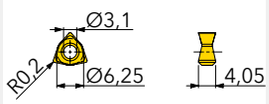

WNMU04T304N



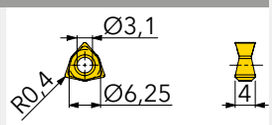

WNCU04T302FN-P



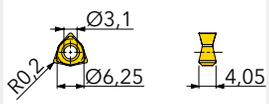

WNCU04T304FN-P



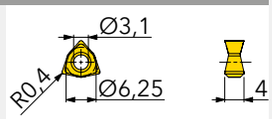

WNCU04T308FN-P



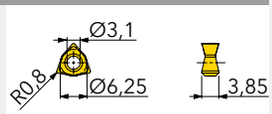

Designation Réf. de l'article	fz(min/max)	Design Conception	Grade Nuance	IN10K	IN2035	IN2504	IN2505	IN2530	IN6537
WNMU04T302N	0,07/0,18	positive geometry R0,2 / Géométrie positive R0,2					●	●	
WNMU04T304N	0,07/0,18	positive geometry R0,4 / Géométrie positive R0,4			●	●	●	●	●
WNCU04T302FN-P	0,05/0,20	non-ferrous geometry R0,2 / Géo. pour mat. non fer. R0,2		●					
WNCU04T304FN-P	0,05/0,20	non-ferrous geometry R0,4 / Géo. pour mat. non fer. R0,4		●					
WNCU04T308FN-P	0,05/0,20	non-ferrous geometry R0,8 / Géo. pour mat. non fer. R0,8		●					

● = P ● = M ● = K ● = N ● = S ○ = H

SPARE PARTS
ACCESSOIRES



	SM25-064-00 (1,1Nm)	TX08x90-B

① = Insert screw / Vis de serrage plaquette ② = Torx-Bit / Embout torx

Member IMC Group Ingersoll Cutting Tools

ADAPTION ACC. TO DIN 8030
ATTACHEMENT DIN 8030



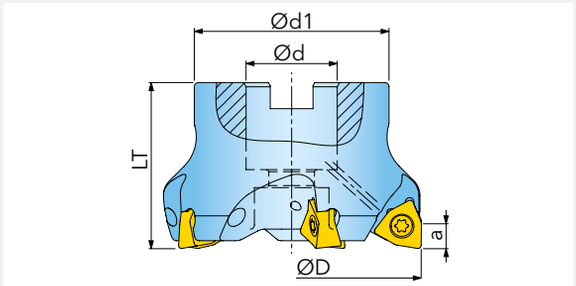

Designation Réf. de l'article	D	d	d1	LT	a	Z		IK	kg
WJ5F040R00[1)]	40	16	38	40	5,8	4	1,8	✓	0,22
WJ6F050R00	50	22	45	40	5,8	4	1,7	✓	0,32
WJ5F050R00[1)]	50	22	45	40	5,8	6	1,7	✓	0,31
WJ6F063R00	63	22	47	40	5,8	5	2,6	✓	0,45
WJ5F063R00[1)]	63	22	47	40	5,8	7	2,6	✓	0,46
WJ6F080R00	80	27	58	50	5,8	7	2,9	✓	0,94
WJ5F080R00[1)]	80	27	58	50	5,8	9	2,9	✓	0,94
WJ6F100R00	100	32	85	50	5,8	8	2,2	✓	1,80
WJ5F100R00[1)]	100	32	85	50	5,8	11	2,2	✓	1,80
WJ6F125R00	125	40	85	63	5,8	10	1,3	✓	2,87
WJ5F125R00[1)]	125	40	85	63	5,8	14	1,3	✓	2,87

[1)] Narrow spacing (only for short chip producing materials) / Pas réduit (pour matières à copeaux courts)

WNMU060604N



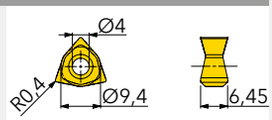

WNMU060608N



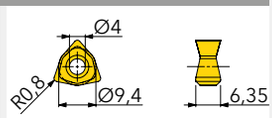

WNCU060604FN-P



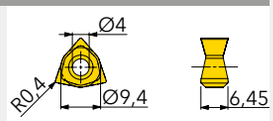

WNCU060608FN-P



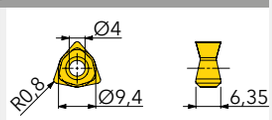

WNCU060616FN-P



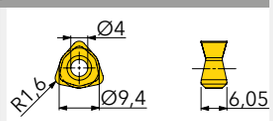

Designation Réf. de l'article	fz(min/max)	Design Conception	Grade Nuance	IN10K	IN2035	IN2504	IN2505	IN2530	IN6537
WNMU060604N	0,13/0,35	positive geometry R0,4 / Géométrie positive R 0,4			●	●	●	●	
WNMU060608N	0,13/0,35	positive geometry R0,8 / Géométrie positive R0,8			●	●	●	●	●
WNCU060604FN-P	0,05/0,35	non-ferrous geometry R0,4 / Géo. pour mat. non fer. R0,4		●					
WNCU060608FN-P	0,05/0,35	non-ferrous geometry R0,8 / Géo. pour mat. non fer. R0,8		●					
WNCU060616FN-P	0,05/0,35	non-ferrous geometry R1,6 / Géo. pour mat. non fer. R1,6		●					

● = P ● = M ● = K ● = N ● = S ○ = H

SPARE PARTS
ACCESSOIRES



	SM35-088-60 (3,0Nm)	TX10x90-B

① = Insert screw / Vis de serrage plaquette ② = Torx-Bit / Embout torx

Member IMC Group Ingersoll Cutting Tools

ADAPTION ACC. TO DIN 8030
ATTACHEMENT DIN 8030



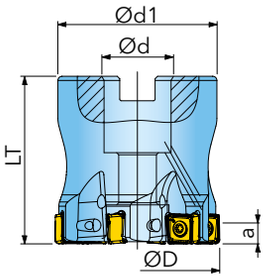

Designation Réf. de l'article	D	d	d1	LT	a	Z	IK	kg
DJ5E032R00	32	16	30	32	5	4	✓	0,12
DJ5E040R00	40	16	38	40	5	6	✓	0,27
DJ5E050R00	50	22	45	40	5	8	✓	0,39

SQGU070408TR-M

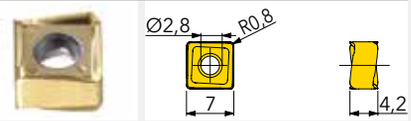

SQGU070308R-ML

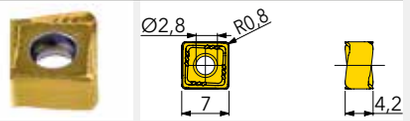

Designation Réf. de l'article	fz(min/max)	Design Conception	Grade Nuance	IN2504	IN2505	IN2510	IN2530
SQGU070408TR-M	0,10/0,20	positive geometry R0,8 / Géométrie positive R0,8		●	●	●	●
SQGU070308R-ML	0,10/0,20	high positive geometry R0,8 / Géométrie très positive R0,8			●		●

● = P ● = M ● = K ● = N ● = S ○ = H

SPARE PARTS
ACCESSOIRES



	SM25-060-90 (1,1Nm)	TXPLUS07x90-B

① = Insert screw / Vis de serrage plaquette ② = Torx-Bit / Embout torx

Member IMC Group Ingersoll Cutting Tools

ADAPTION ACC. TO DIN 8030
ATTACHEMENT DIN 8030



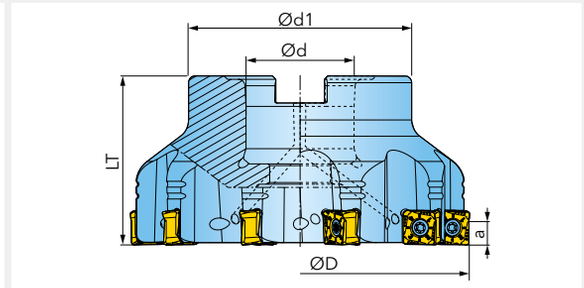

Designation Réf. de l'article	D	d	d1	LT	a	Z	IK	kg
DJ5R040R00[1)]	40	16	38	40	7	4	✓	0,2
DJ6R050R00	50	22	45	40	7	5	✓	0,3
DJ6R063R00	63	22	47	40	7	6	✓	0,5
DJ5R063R00[1)]	63	22	47	40	7	8	✓	0,5
DJ6R080R00	80	27	58	50	7	8	✓	1,1
DJ5R080R00[1)]	80	27	58	50	7	10	✓	1,1
DJ6R100R00	100	32	66	50	7	10	✓	1,6
DJ5R100R00[1)]	100	32	66	50	7	14	✓	1,7
DJ6R125R00	125	40	85	63	7	12	✓	3,4
DJ5R125R00[1)]	125	40	85	63	7	16	✓	3,5

[1)] Narrow spacing (only for short chip producing materials) / Pas réduit (pour matières à copeaux courts)

SQGU100408TR-M

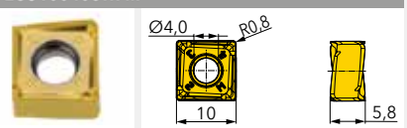

SQGU100408PNR-MP

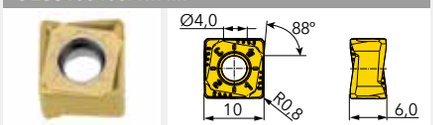

SQGU100408PNR-MMP

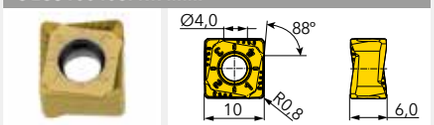

Designation Réf. de l'article	fz(min/max)	Design Conception	Grade Nuance	IN2504	IN2505	IN2510	IN2530
SQGU100408TR-M	0,10/0,20	positive geometry R0,8 / Géométrie positive R0,8 pour 90°		●	●	●	●
SQGU100408PNR-MP	0,10/0,20	positive Geometry / Géométrie positive pour fontes		●	●	●	
SQGU100408PNR-MMP	0,10/0,20	positive Geometry / Géométrie très positive			●	●	

● = P ● = M ● = K ● = N ● = S ○ = H

SPARE PARTS
ACCESSOIRES





	TS 35A088I/HG	TX10x90-B

① = Insert screw / Vis de serrage plaquette ② = Torx-Bit / Embout torx

Member IMC Group Ingersoll Cutting Tools

ADAPTION ACC. TO DIN 8030
ATTACHEMENT DIN 8030

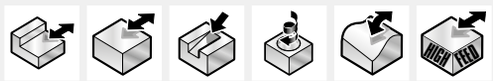



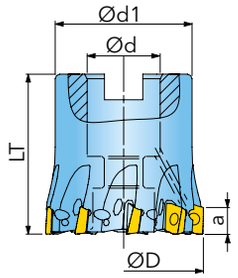

Designation Réf. de l'article	D	d	d1	LT	a	Z		IK	kg
2J1D032R00	32	16	30	32	5,7	8	1,6	✓	0,11
2J1D035R00	35	16	30	35	5,7	9	1,4	✓	0,14
2J1D040R00	40	22	38	40	5,7	10	1,2	✓	0,22

Programming radius 1mm / Programmation - rayon 1mm

AOMT060202R





AOMT060204R





AOMT060208R





AOMT060216R





AOCT060204FR-P





AOMT060202R-DT1



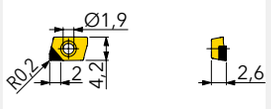

UOMT0602TR





Designation Réf. de l'article	fz(min/max)	Design Conception	Grade Nuance	IN05S	IN2035	IN2504	IN2505	IN2530	IN90D		
AOMT060202R	0,06/0,12	positive geometry R0,2 / Géométrie positive R0,2			◐	◔	◔	◔			
AOMT060204R	0,06/0,12	positive geometry R0,4 / Géométrie positive R0,4				◔	◔	◔			
AOMT060208R	0,06/0,12	positive geometry R0,8 / Géométrie positive R0,8			◐	◔	◔	◔			
AOMT060216R [1)]	0,06/0,12	positive geometry R1,6 / Géométrie positive R1,6				◔	◔	◔			
AOCT060204FR-P	0,05/0,12	non-ferrous geometry, polished R0,4 / Géo. pour mat. non fer., polie R0,4		●							
AOMT060202R-DT1	0,05/0,12	with short PCD-tip R0,2 / avec insert PCD version courte R0,2							●		
UOMT0602TR	0,30/0,80	high feed geometry / Géométrie grande avance			◐	◔	◔	◔			

[1)] Cutter body has to be modified / Modifier le corps de fraise

● = P ● = M ● = K ● = N ● = S ○ = H

SPARE PARTS ACCESSOIRES





SM18-041-00 (0,5Nm) TXPLUS06x90-B

① = Insert screw / Vis de serrage plaquette ② = Torx-Bit / Embout torx

ADAPTION ACC. TO DIN 8030
ATTACHEMENT DIN 8030

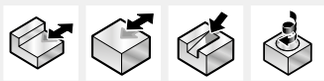



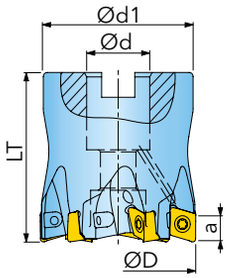

Designation Réf. de l'article	D	d	d1	LT	a	Z		IK	kg
TJ1D032R00	32	16	30	32	6	5	3,5	✓	0,12
TJ1D032R01	32	16	30	32	6	4	3,5	✓	0,09
TJ1D040R00	40	16	38	40	6	6	2,6	✓	0,24
TJ1D040R01	40	16	38	40	6	5	2,6	✓	0,24
TJ1D050R00	50	22	45	40	6	7	2,0	✓	0,33
TJ1D050R01	50	22	45	40	6	6	2,0	✓	0,33
TJ1D063R00	63	22	47	40	6	8	1,5	✓	0,47
TJ1D063R01	63	22	47	40	6	7	1,5	✓	0,48

SPARE PARTS
ACCESSOIRES





SM30-068-30 (1,1Nm)	TX08x90-B

① = Insert screw / Vis de serrage plaquette ② = Torx-Bit / Embout torx

Member IMC Group Ingersoll Cutting Tools

MNHU060304R




MNHU060304R-PH




MNHU060308R




MNHU060308R-PH




MNHU060312R




MNHU060312R-PH




MNHU060316R




MNHU060316R-PH




MNHU060320R




MNHU060320R-PH




MNCU060304FR-P




MNCU060308FR-P


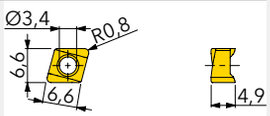

UNHU060320R-HF


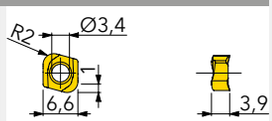

Designation Réf. de l'article	fz(min/max)	Design Conception	Grade Nuance	IN10K	IN2035	IN2504	IN2505	IN2510	IN2530	IN6537
MNHU060304R	0,07/0,15	positive geometry R0,4 / Géométrie positive R0,4					●		●	
MNHU060304R-PH	0,05/0,10	high-positive geometry R0,4 / Géométrie très positive R0,4			◐		●			
MNHU060308R	0,07/0,15	positive geometry R0,8 / Géométrie positive R0,8				◕	●	◐	●	◕
MNHU060308R-PH	0,05/0,10	high-positive geometry R0,8 / Géométrie très positive R0,8			◐		●		●	
MNHU060312R	0,07/0,15	positive geometry R1,2 / Géométrie positive R1,2				◕	●	◐	●	
MNHU060312R-PH	0,05/0,10	high-positive geometry R1,2 / Géométrie très positive R1,2						◐	●	
MNHU060316R [1)]	0,07/0,15	positive geometry R1,6 / Géométrie positive R1,6					●		●	
MNHU060316R-PH [1)]	0,05/0,10	high-positive geometry R1,6 / Géométrie très positive R1,6					●		●	
MNHU060320R [1)]	0,07/0,15	positive geometry R2 / Géométrie positive R2					●		●	
MNHU060320R-PH [1)]	0,07/0,15	high positive geometry R2 / Géométrie très positive R2						◐		
MNCU060304FR-P	0,05/0,15	non-ferrous geometry, polished R0,4 / Géo. pour mat. non fer., polie R0,4		●						
MNCU060308FR-P	0,05/0,15	non-ferrous geometry, polished R0,8 / Géo. pour mat. non fer., polie R0,8		●						
UNHU060320R-HF [1)]	0,20/0,80	positive high feed geometry / Géométrie grande avance positive				◕	●		●	◕

[1)] Cutter body has to be modified / Modifier le corps de fraise

● = P ● = M ● = K ● = N ● = S ○ = H

ADAPTION ACC. TO DIN 8030
ATTACHEMENT DIN 8030





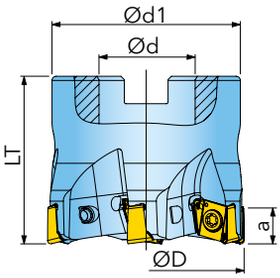

Designation Réf. de l'article	D	d	d1	LT	a	Z		IK	kg
TJ5F040R00	40	16	38	40	8	5	3,7	✓	0,26
TJ5F050R00	50	22	45	40	8	6	2,8	✓	0,37
TJ5F063R00	63	22	55	40	8	7	2,1	✓	0,62
TJ5F080R00	80	27	70	50	8	9	1,6	✓	1,30

MNHU090408R-M

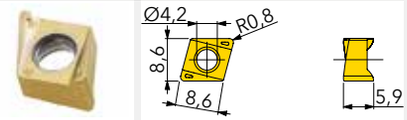

MNHU090408R-ML

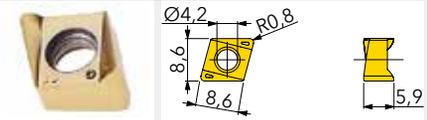

MNHU090416R-M

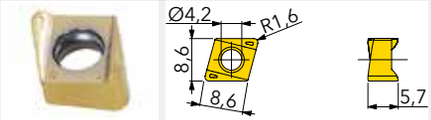

MNCU090404FR-AL

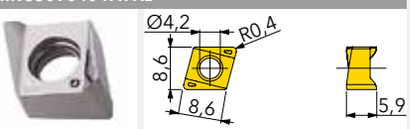

MNCU090408FR-AL

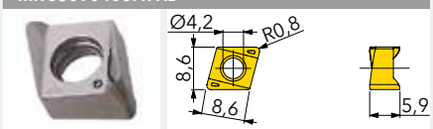

UNHU090432R-HF

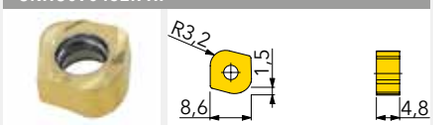

Designation Réf. de l'article	fz(min/max)	Design Conception	Grade Nuance	IN10K	IN2504	IN2505	IN2510	IN2530	IN6537
MNHU090408R-M	0,07/0,15	positive geometry R0,8 / Géométrie positive R0,8			●	●	●	●	●
MNHU090408R-ML	0,07/0,15	high-positive geometry R0,8 / Géométrie très positive R0,8				●		●	
MNHU090416R-M	0,07/0,15	positive geometry R1,6 / Géométrie positive R1,6				●	●	●	
MNCU090404FR-AL	0,05/0,35	non-ferrous geometry, polished R0,4 / Géo. pour mat. non fer., polie R0,4		●					
MNCU090408FR-AL	0,05/0,35	non-ferrous geometry, polished R0,8 / Géo. pour mat. non fer., polie R0,8		●					
UNHU090432R-HF [1]	0,20/1,00	positive high feed geometry / Géométrie grande avance positive			●	●			●

[1] Cutter body has to be modified / Modifier le corps de fraise

● = P ● = M ● = K ● = N ● = S ○ = H

SPARE PARTS
ACCESSOIRES



	SM35-088-10 (3,0Nm)	TX10x90-B

① = Insert screw / Vis de serrage plaquette ② = Torx-Bit / Embout torx

ADAPTION ACC. TO DIN 8030
ATTACHEMENT DIN 8030



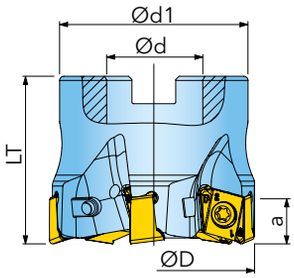

Designation Réf. de l'article	D	d	d1	LT	a	Z		IK	kg
TJ5G040R00[1)]	40	16	38	40	10,5	4	5,0	✓	0,26
TJ6G050R00	50	22	45	40	10,5	4	3,8	✓	0,35
TJ5G050R00[1)]	50	22	45	40	10,5	5	3,8	✓	0,37
TJ6G063R00	63	22	55	40	10,5	4	2,9	✓	0,57
TJ5G063R00[1)]	63	22	55	40	10,5	6	2,9	✓	0,62
TJ6G080R00	80	27	70	50	10,5	4	2,2	✓	1,17
TJ5G080R00[1)]	80	27	70	50	10,5	8	2,2	✓	1,25
TJ6G100R00	100	32	85	50	10,5	6	1,7	✓	1,99
TJ5G100R00[1)]	100	32	85	50	10,5	10	1,7	✓	2,12

[1)] Narrow spacing (only for short chip producing materials) / Pas réduit (pour matières à copeaux courts)

MNHU110608R-M

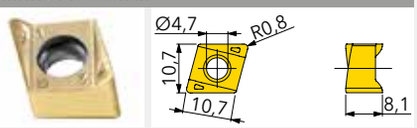

MNHU110608PNR-M

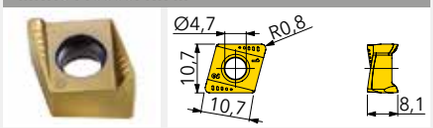

MNCU110608FR-AL

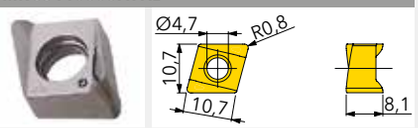

UNHU110640R-HF

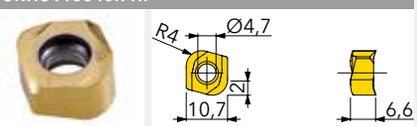

Designation Réf. de l'article	fz(min/max)	Design Conception	Grade Nuance	IN10K	IN2505	IN2510	IN2530	IN6537			
MNHU110608R-M	0,09/0,18	positive Geometry R0,8 / Géométrie positive R0,8			●	●	●	●			
MNHU110608PNR-M	0,09/0,18	positive wiper insert R0.8 / Géométrie wiper positive R0,8			●		●	●			
MNCU110608FR-AL	0,05/0,35	non-ferrous geometry, polished R0,8 / Géo. pour mat. non fer., polie R0,8		●							
UNHU110640R-HF[1)]	0,30/1,20	positive high feed geometry / Géométrie grande avance			●			●			

[1)] Cutter body has to be modified / Modifier le corps de fraise

● = P ● = M ● = K ● = N ● = S ○ = H

SPARE PARTS
ACCESSOIRES

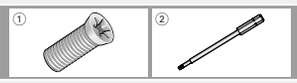

	SM40-100-10 (4,5Nm)	TX15x90-B

① = Insert screw / Vis de serrage plaquette ② = Torx-Bit / Embout torx

Member IMC Group Ingersoll Cutting Tools

ADAPTION ACC. TO DIN 8030
ATTACHEMENT DIN 8030

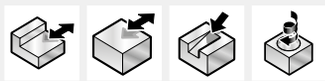



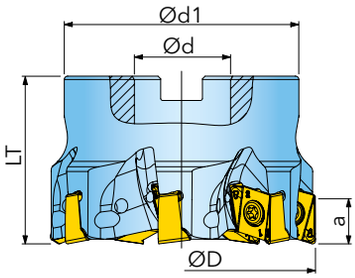

Designation Réf. de l'article	D	d	d1	LT	a	Z		IK	kg
TJ5J050R00[1]	50	22	45	45	13,8	4	5,4	✓	0,41
TJ6J063R00	63	22	55	45	13,8	4	3,9	✓	0,66
TJ5J063R00[1]	63	22	55	45	13,8	6	3,9	✓	0,71
TJ6J080R00	80	27	70	50	13,8	5	2,9	✓	1,21
TJ5J080R00[1]	80	27	70	50	13,8	7	2,9	✓	1,30
TJ6J100R00	100	32	85	55	13,8	6	2,2	✓	2,11
TJ5J100R00[1]	100	32	85	55	13,8	9	2,2	✓	2,19
TJ6J125R00	125	40	100	63	13,8	7	1,7	✓	3,74
TJ5J125R00[1]	125	40	100	63	13,8	11	1,7	✓	3,86

[1] Narrow spacing (only for short chip producing materials) / Pas réduit (pour matières à copeaux courts)

MNHU140708R-M



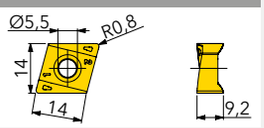

MNHU140708PNR-M



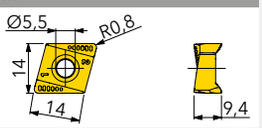

MNCU140708FR-AL



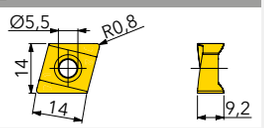

UNHU140750R-HF



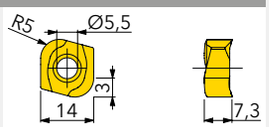

Designation Réf. de l'article	fz(min/max)	Design Conception	Grade Nuance	IN10K	IN2505	IN2510	IN2530	IN6537			
MNHU140708R-M	0,09/0,18	positive Geometry R0,8 / Géométrie positive R0,8			●	●	●	●			
MNHU140708PNR-M	0,09/0,18	positive wiper insert R0.8 / Géométrie wiper positive R0,8			●		●	●			
MNCU140708FR-AL	0,05/0,35	non-ferrous geometry, polished R0,8 / Géo. pour mat. non fer., polie R0,8		●							
UNHU140750R-HF[1]	0,30/1,50	positive high feed geometry / Géométrie grande avance			●			●			

[1] Cutter body has to be modified / Modifier le corps de fraise

● = P ● = M ● = K ● = N ● = S ○ = H

SPARE PARTS
ACCESSOIRES





	SM50-127-10 (6,0Nm)	TX20x90-B

① = Insert screw / Vis de serrage plaquette ② = Torx-Bit / Embout torx

Member IMC Group Ingersoll Cutting Tools

ADAPTION ACC. TO DIN 8030
ATTACHEMENT DIN 8030



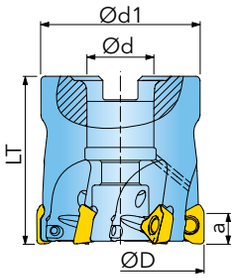

Designation Réf. de l'article	D	d	d1	LT	a	Z		IK	kg
KJ5D035R00[1)]	35	16	30	40	7	5	1,6	✓	0,11
KJ6D040R00	40	16	38	40	7	4	1,3	✓	0,22
KJ5D040R00[1)]	40	16	38	40	7	6	1,3	✓	0,30
KJ6D050R00	50	22	45	40	7	5	1,0	✓	0,30
KJ5D050R00[1)]	50	22	45	40	7	7	1,0	✓	0,40
KJ6D063R00	63	22	47	40	7	7	0,8	✓	0,46
KJ5D063R00[1)]	63	22	47	40	7	9	0,8	✓	0,50

[1)] Narrow spacing (only for short chip producing materials) / Pas réduit (pour matières à copeaux courts)

THLS060404R


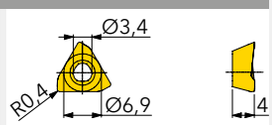

THLS060404R-HR


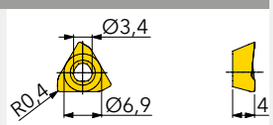

THLS060408R


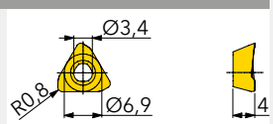

THLS060408R-HR


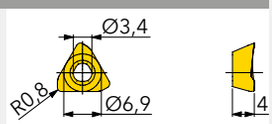

THES060408R


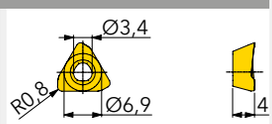

THLS060416R


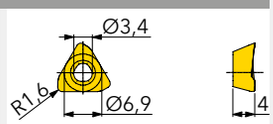

THES060404FR-P


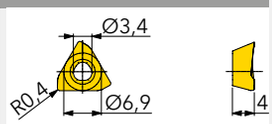

THES060408FR-P


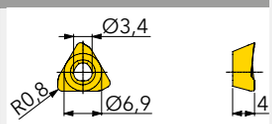

Designation Réf. de l'article	fz(min/max)	Design Conception	Grade Nuance	IN10K	IN2035	IN2504	IN2505	IN2510	IN2530
THLS060404R	0,08/0,12	positive geometry R0,4 / Géométrie positive R0,4			◐	◔	◐	◐	◐
THLS060404R-HR	0,08/0,12	high positive geometry R0,4 / Géométrie très positive R0,4					◐		◐
THLS060408R	0,08/0,12	positive geometry R0,8 / Géométrie positive R0,8			◐	◔	◐	◐	◐
THLS060408R-HR	0,08/0,12	high positive geometry R0,8 / Géométrie très positive R0,8			◐		◐		◐
THES060408R	0,08/0,12	positive geometry, ground R0,8 / Géométrie positive affûtée R0,8					◐		
THLS060416R	0,08/0,12	positive geometry R1,6 / Géométrie positive R1,6					◐		
THES060404FR-P	0,05/0,30	non-ferrous geometry, polished R0,4 / Géo. pour mat. non fer., polie R0,4		●					
THES060408FR-P	0,05/0,30	non-ferrous geometry, polished R0,8 / Géo. pour mat. non fer., polie R0,8		●					

● = P ● = M ● = K ● = N ● = S ○ = H

SPARE PARTS
ACCESSOIRES



SM25-065-R0 (1,1Nm) TX08x90-B

① = Insert screw / Vis de serrage plaquette ② = Torx-Bit / Embout torx

Member IMC Group Ingersoll Cutting Tools

ADAPTION ACC. TO DIN 8030
ATTACHEMENT DIN 8030



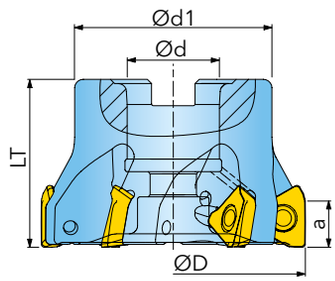

Designation Réf. de l'article	D	d	d1	LT	a	Z		IK	kg
KJ6G050R00	50	22	45	40	11	4	1,5	✓	0,27
KJ5G050R00[1)]	50	22	45	40	11	5	1,5	✓	0,30
KJ6G063R00	63	22	47	40	11	4	1,1	✓	0,40
KJ5G063R00[1)]	63	22	47	40	11	6	1,1	✓	0,50
KJ6G080R00	80	27	58	50	11	6	0,8	✓	0,91
KJ5G080R00[1)]	80	27	58	50	11	8	0,8	✓	1,00
KJ6G100R00	100	32	85	50	11	8	0,6	✓	1,78
KJ5G100R00[1)]	100	32	85	50	11	10	0,6	✓	1,90
KJ6G125R00	125	40	85	63	11	9	0,5	✓	2,77
KJ5G125R00[1)]	125	40	85	63	11	12	0,5	✓	3,10

[1)] Narrow spacing (only for short chip producing materials) / Pas réduit (pour matières à copeaux courts)

THES100504R



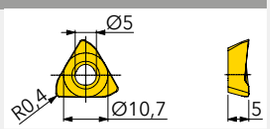

THLS100508R



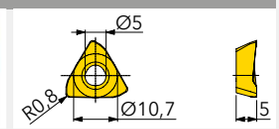

THLS100508R-HR



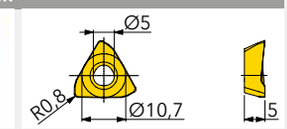

THES100508R



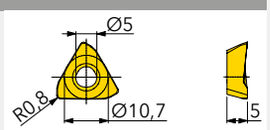

THLS100516R



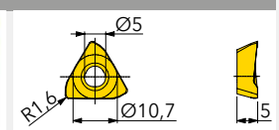

THES100516R



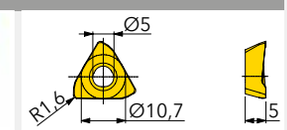

THLS100524R



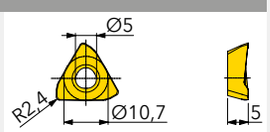

THES100504FR-P



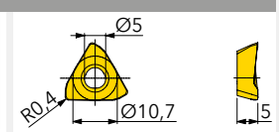

THES100508FR-P



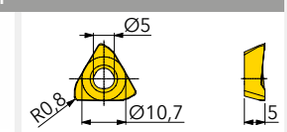

Designation Réf. de l'article	fz(min/max)	Design Conception	Grade Nuance	IN10K	IN2035	IN2504	IN2505	IN2510	IN2530		
THES100504R	0,10/0,20	positive geometry, ground R0,4 / Géométrie positive affûtée R0,4					●				
THLS100508R	0,10/0,20	positive geometry R0,8 / Géométrie positive R0,8			◐	◔	●	◑	◔		
THLS100508R-HR	0,08/0,20	high positive geometry R0,8 / Géométire très positive R0,8			◐		●		◔		
THES100508R	0,10/0,20	positive geometry, ground R0,8 / Géométrie positive affûtée R0,8					●				
THLS100516R	0,10/0,20	positive geometry R1,6 / Géométrie positive R1,6					●				
THES100516R	0,10/0,20	positive geometry, ground R1,6 / Géométrie positive affûtée R1,6					●				
THLS100524R	0,10/0,20	positive geometry R2,4 / Géométrie positive R2,4					●				
THES100504FR-P	0,05/0,35	non-ferrous geometry, polished R0,4 / Géo. pour mat. non fer., polie R0,4		●							
THES100508FR-P	0,05/0,35	non-ferrous geometry, polished R0,8 / Géo. pour mat. non fer., polie R0,8		●							

● = P ● = M ● = K ● = N ● = S ○ = H

SPARE PARTS
ACCESSOIRES





SM40-100-R0 (4,5Nm) TX15x90-B

① = Insert screw / Vis de serrage plaquette ② = Torx-Bit / Embout torx

Member IMC Group Ingersoll Cutting Tools

ADAPTION ACC. TO DIN 8030
ATTACHEMENT DIN 8030



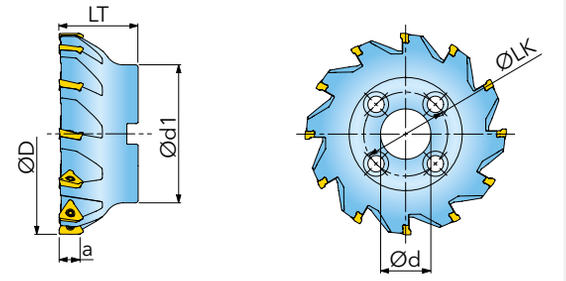

Designation Réf. de l'article	D	d	d1	LT	LK	a	Z		IK	kg
KJ6P063R00	63	22	47	40	-	15	4	1,7	✓	0,40
KJ5P063R00[1)]	63	22	47	40	-	15	6	1,7	✓	0,93
KJ6P080R00	80	27	58	50	-	15	5	1,3	✓	0,89
KJ5P080R00[1)]	80	27	58	50	-	15	7	1,3	✓	0,95
KJ6P100R00	100	32	85	50	-	15	6	1,0	✓	1,71
KJ5P100R00[1)]	100	32	85	50	-	15	8	1,0	✓	2,56
KJ6P125R00	125	40	85	63	-	15	8	0,8	✓	2,86
KJ5P125R00[1)]	125	40	85	63	-	15	10	0,8	✓	3,10
KJ6P160R00	160	40	110	63	66,7	15	9	0,6		3,91
KJ5P160R00[1)]	160	40	110	63	66,7	15	12	0,6		4,33

[1)] Narrow spacing (only for short chip producing materials) / Pas réduit (pour matières à copeaux courts)

THLS130608R

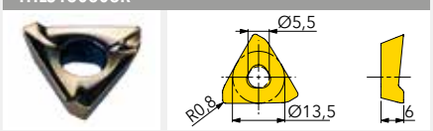

THLS130608R-HR

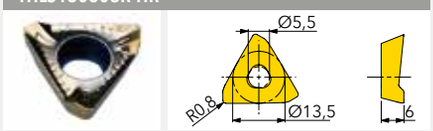

THES130608R

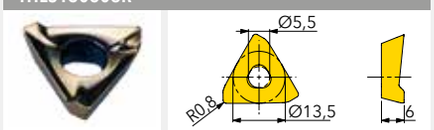

THLS130616R

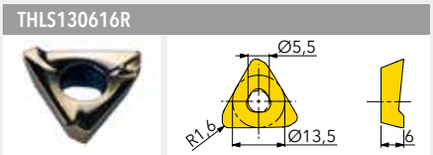

THLS130624R

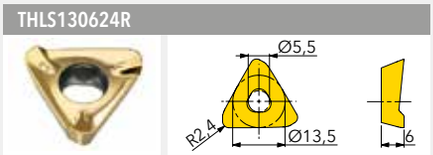

THLS130632R

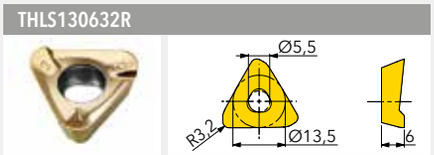

THES130608FR-P

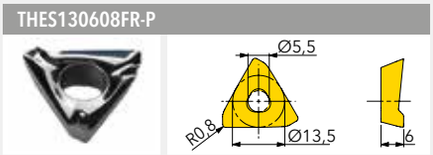

Designation Réf. de l'article	fz(min/max)	Design Conception	Grade Nuance	IN10K	IN2035	IN2504	IN2505	IN2530
THLS130608R	0,10/0,25	positive geometry R0,8 / Géométrie positive R0,8			◐	◔	◔	◔
THLS130608R-HR	0,08/0,25	high positive geometry R0,8 / Géométire très positive R0,8			◐		◔	◔
THES130608R	0,10/0,25	positive geometry, ground R0,8 / Géométrie positive affûtée R0,8					◔	
THLS130616R	0,10/0,25	positive geometry R1,6 / Géométrie positive R1,6					◔	◔
THLS130624R	0,10/0,25	positive geometry R2,4 / Géométrie positive R2,4					◔	
THLS130632R	0,10/0,25	positive geometry R3,2 / Géométrie positive R3,2					◔	
THES130608FR-P	0,05/0,40	non-ferrous geometry, polished R0,8 / Géo. pour mat. non fer., polie R0,8		●				

● = P ● = M ● = K ● = N ● = S ○ = H

SPARE PARTS
ACCESSOIRES

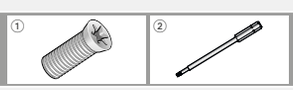

	SM45-120-R0 (5,0Nm)	TX20x90-B

① = Insert screw / Vis de serrage plaquette ② = Torx-Bit / Embout torx

ADAPTION ACC. TO DIN 8030
ATTACHEMENT DIN 8030



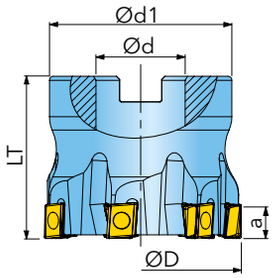

Designation Réf. de l'article	D	d	d1	LT	a	Z			IK	kg
SJ6Y032R00	32	16	30	32	7,5	3	0,3		✓	0,09
SJ5Y032R00[1)]	32	16	30	32	7,5	5	0,3		✓	0,10
SJ6Y040R00	40	22	38	40	7,5	4	0,3		✓	0,19
SJ5Y040R00[1)]	40	22	38	40	7,5	6	0,3		✓	0,35
SJ6Y050R00	50	22	45	40	7,5	5	0,2		✓	0,33
SJ5Y050R00[1)]	50	22	45	40	7,5	7	0,2		✓	0,35
SJ6Y063R00	63	22	55	40	7,5	6	0,2		✓	0,53
SJ5Y063R00[1)]	63	22	55	40	7,5	9	0,2		✓	0,54
SJ6Y080R00	80	27	70	50	7,5	7	0,1		✓	1,22
SJ5Y080R00[1)]	80	27	70	50	7,5	11	0,1		✓	1,25

[1)] Narrow spacing (only for short chip producing materials) / Pas réduit (pour matières à copeaux courts)

DGM212R100



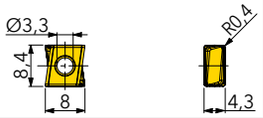

DGM212R101



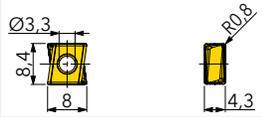

DGM212R110



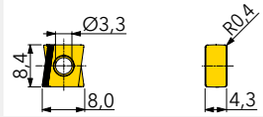

DGD212R100-W



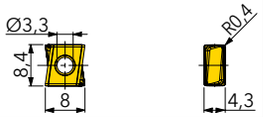

DGD212R101-W



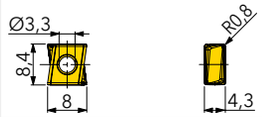

ZGM212R101



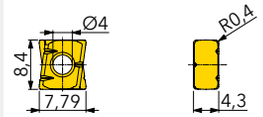

Designation Réf. de l'article	fz(min/max)	Design Conception	Grade Nuance	IN2004	IN2505	IN2530	IN4030	IN90D
DGM212R100	0,10/0,15	positive geometry R0,4 / Géométrie positive R 0,4		●	●		●	
DGM212R101	0,10/0,15	positive geometry R0,8 / Géométrie positive R 0,8		●	●		●	
DGM212R110	0,05/0,20	with long PCD-tip R0,4 / avec insert PCD version longue R0,4						●
DGD212R100-W	0,10/0,18	positive wiper geometry R0,4 / Géométrie wiper positive R0,4		●	●		●	
DGD212R101-W	0,10/0,18	positive wiper geometry R0,8 / géométrie wiper positive R0,8		●	●		●	
ZGM212R101	0,05/0,15	chipbreaker geometry R0,8 / Géométrie avec brise-copeaux R0,8			●	●		

● = P ● = M ● = K ● = N ● = S ○ = H

SPARE PARTS
ACCESSOIRES



	SM30-082-20 (2,0Nm)	TXPLUS08x90-B

① = Insert screw / Vis de serrage plaquette ② = Torx-Bit / Embout torx

Member IMC Group Ingersoll Cutting Tools

ADAPTION ACC. TO DIN 8030
ATTACHEMENT DIN 8030



Designation Réf. de l'article	D	d	d1	LT	κ	a	Z	IK	kg
EJ6E040R00	40	16	38	40	90	9,7	4	✓	0,26
EJ5E040R00[1)]	40	16	38	40	90	9,7	5	✓	0,27
EJ6E050R00	50	22	45	40	90	9,7	5	✓	0,37
EJ5E050R00[1)]	50	22	45	40	90	9,7	6	✓	0,38
EJ6E063R00	63	22	55	40	90	9,7	6	✓	0,60
EJ5E063R00[1)]	63	22	55	40	90	9,7	8	✓	0,63
EJ6E080R00	80	27	70	50	90	9,7	7	✓	1,28
EJ5E080R00[1)]	80	27	70	50	90	9,7	10	✓	1,35
EJ6E100R00	100	32	80	50	90	9,7	9	✓	1,93
EJ5E100R00[1)]	100	32	80	50	90	9,7	13	✓	2,02
EJ6E125R00	125	40	100	63	90	9,7	11	✓	3,88
EJ5E125R00[1)]	125	40	100	63	90	9,7	16	✓	4,04

[1)] Narrow spacing (only for short chip producing materials) / Pas réduit (pour matières à copeaux courts)

DGM313R300

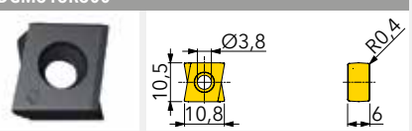

DGM313R301

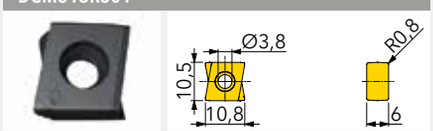

DGM313R302

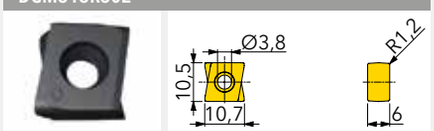

DGM313R303

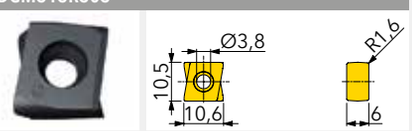

Designation Réf. de l'article	fz(min/max)	Design Conception	Grade Nuance	IN2505	IN4015	IN4030
DGM313R300	0,10/0,20	positive geometry R0,4 / Géométrie positive R0,4		●	●	●
DGM313R301	0,10/0,20	positive geometry R0,8 / Géométrie positive R0,8		●	●	●
DGM313R302	0,10/0,20	positive geometry R1,2 / Géométrie positive R1,2		●		
DGM313R303	0,10/0,20	positive geometry R1,6 / Géométrie positive R1,6		●		

● = P ● = M ● = K ● = N ● = S ○ = H

SPARE PARTS
ACCESSOIRES



	SM35-107-H0 (3,0Nm)	TX15x90-B

① = Insert screw / Vis de serrage plaquette ② = Torx-Bit / Embout torx

ADAPTION ACC. TO DIN 8030
ATTACHEMENT DIN 8030

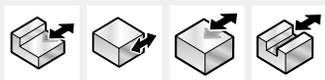



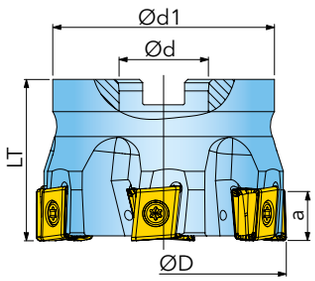

Designation Réf. de l'article	D	d	d1	LT	κ	a	Z	IK	kg
EJ6J050R00	50	22	45	40	90	12	5	✓	0,38
EJ5J050R00	50	22	45	40	90	12	6	✓	0,39
EJ6J063R00	63	22	55	40	90	12	6	✓	0,63
EJ5J063R00[1)]	63	22	55	40	90	12	8	✓	0,65
EJ6J080R00	80	27	70	50	90	12	7	✓	1,35
EJ5J080R00[1)]	80	27	70	50	90	12	10	✓	1,37

[1)] Narrow spacing (only for short chip producing materials) / Pas réduit (pour matières à copeaux courts)

DGM324R300



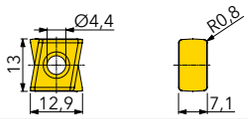

DGM324R301



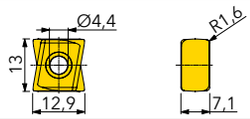

DGM324R302



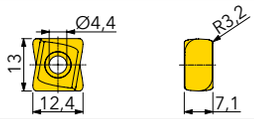

ZGM324R300



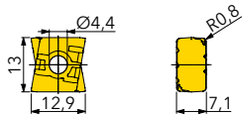

Designation Réf. de l'article	fz(min/max)	Design Conception	Grade Nuance	IN2505	IN4015	IN4030	IN4040
DGM324R300	0,10/0,25	positive geometry R0,8 / Géométrie positive R0,8		●	●	●	●
DGM324R301	0,10/0,25	positive geometry R1,6 / Géométrie positive R1,6		●	●	●	●
DGM324R302	0,10/0,25	positive geometry R3,2 / Géométrie positive R3,2		●	●	●	
ZGM324R300	0,10/0,25	chipbreaker geometry R0,8 / Géométrie avec brise-copeaux R0,8		●		●	

● = P ● = M ● = K ● = N ● = S ○ = H

SPARE PARTS
ACCESSOIRES





	SM40-143-H0 (4,5Nm)	TX15x90-B

① = Insert screw / Vis de serrage plaquette ② = Torx-Bit / Embout torx

Member IMC Group Ingersoll Cutting Tools

ADAPTION ACC. TO DIN 8030
ATTACHEMENT DIN 8030



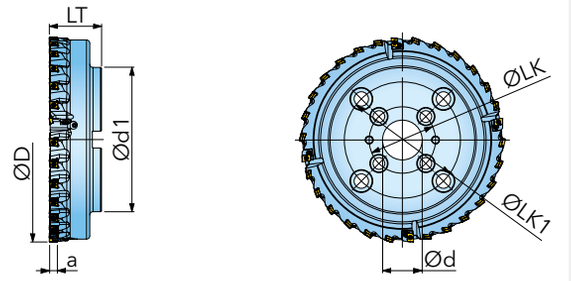

Designation Réf. de l'article	D	d	d1	LT	LK	LK1	κ	a	Z	Zeff	Zs	kg
EF2J100R00	100	32	80	50	-	-	90	12	10	10	2	1,70
EF2J125R00	125	40	100	63	-	-	90	12	12	12	2	3,75
EF2J160R00	160	40	130	63	66,7	-	90	12	15	15	3	5,20
EF2J200R00	200	60	160	63	101,6	-	90	12	18	18	3	8,07
EF2J250R00	250	60	221	63	101,6	-	90	12	24	24	4	13,20

Cutter is supplied with cartridge 56B183R01. / Fraise livrée avec cartouche 56B183R01.

DGM324R300

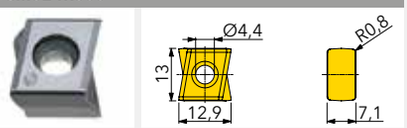

DGM324R301

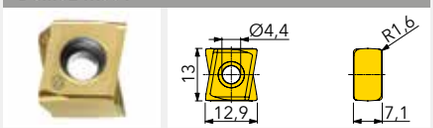

DGM324R302

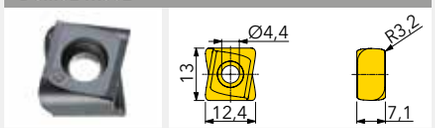

ZGM324R300

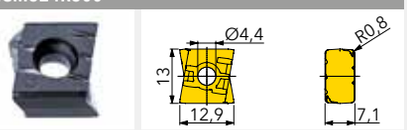

YDA323L101

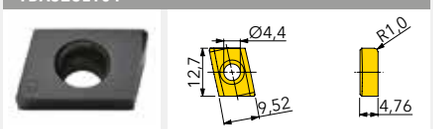

YDA323L114

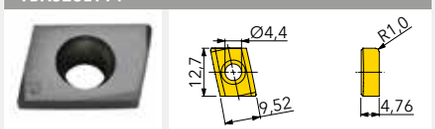

Designation Réf. de l'article	fz(min/max)	Design Conception	Grade Nuance	IN10K	IN0560	IN2010	IN2040	IN2505	IN4015	IN4030	IN4040
DGM324R300	0,10/0,25	positive geometry R0,8 / Géométrie positive R0,8						●	●	●	●
DGM324R301	0,10/0,25	positive geometry R1,6 / Géométrie positive R1,6						●	●	●	●
DGM324R302	0,10/0,25	positive geometry R3,2 / Géométrie positive R3,2						●	●	●	
ZGM324R300	0,10/0,25	chipbreaker geometry R0,8 / Géométrie avec brise-copeaux R0,8						●		●	
YDA323L101	fu 1/fu 10	wiper finishing edge R1,0 / Plaquette racleuse R1,0		●	●	●	●				
YDA323L114	fu 1/fu 5	short wiper finishing edge R1,0 / Plaquette avec Wiper court R1,0		●	●	●	●				

● = P ● = M ● = K ● = N ● = S ○ = H

SPARE PARTS ACCESSOIRES



①	②	③	④	⑤	⑥	⑦
SM40-143-H0 (4,5Nm)	SM40-110-00 (4,5Nm)	TX15x90-B	56B183R01	5EJ183R00	KR012-002	SB060-01

① = Insert screw / Vis de serrage plaquette ② = Insert screw / Vis de serrage ③ = Torx-Bit / Embout torx ④ = Cartridge for YDA323... / Cartouche pour YDA323...
⑤ = Cartridge for DGM324R3.. / Cartouche DGM324R3.. ⑥ = Circular wedge / Butée ⑦ = Differential screw / Vis à pas différentiel

Member IMC Group Ingersoll Cutting Tools

ADAPTION ACC. TO DIN 8030
ATTACHEMENT DIN 8030



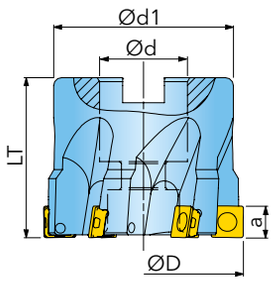

Designation Réf. de l'article	D	d	d1	LT	a	Z		kg
5J1E040R00	40	22	38	40	7,5	5	1,5	0,21
5J1E050R00	50	22	45	40	7,5	6	1,2	0,34
5J1E063R00	63	22	55	40	7,5	5	1,0	0,56
5J1E063R01[1)]	63	22	55	40	7,5	7	1,0	0,59
5J1E080R00	80	27	70	50	7,5	7	0,5	1,26

[1)] Narrow spacing (only for short chip producing materials) / Pas réduit (pour matières à copeaux courts)

SDMT080305N



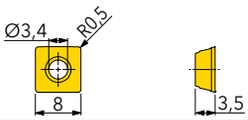

SDMW080305TN



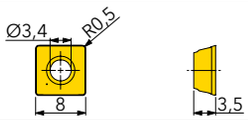

SDCT080305FN-P



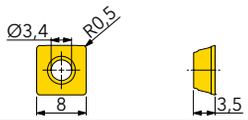

SDMW080305TN-W



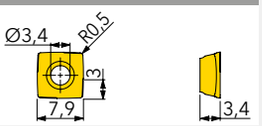

Designation Réf. de l'article	fz(min/max)	Design Conception	Grade Nuance	IN05S	IN2505	IN4030					
SDMT080305N	0,13/0,17	positive geometry R0,5 / Géométrie positive R0,5			●	●					
SDMW080305TN	0,13/0,20	neutral geometry, K-land R0,5 / Géo. neutre avec chan. d'arête R0,5				●					
SDCT080305FN-P	0,05/0,20	non-ferrous geometry, polished R0,5 / Géo. pour mat. non fer., polie R0,5		●							
SDMW080305TN-W	0,13/0,20	wiper insert R0,5 / Plaquette racleuse R0,5			●						

● = P ● = M ● = K ● = N ● = S ○ = H

SPARE PARTS ACCESSOIRES	①	②
	SM30-065-00 (2,0Nm)	TX09x90-B

① = Insert screw / Vis de serrage plaquette ② = Torx-Bit / Embout torx

Member IMC Group Ingersoll Cutting Tools

ADAPTION ACC. TO DIN 8030
ATTACHEMENT DIN 8030



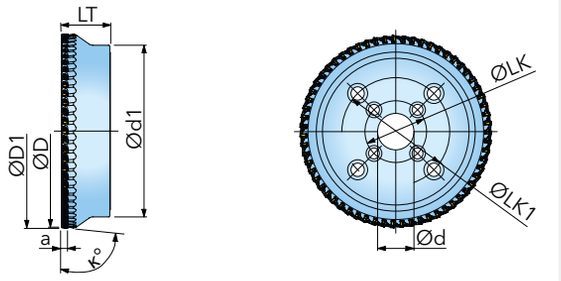

Designation Réf. de l'article	D	D1	d	d1	LT	LK	LK1	κ	a	Z	IK	kg
DK1G040R00	40	41,4	16	30	40	-	-	85,5	8,3	6	✓	0,27
DK1G050R00	50	51,4	22	45	40	-	-	85,5	8,3	8	✓	0,45
DK1G063R00	63	64,4	22	47	40	-	-	85,5	8,3	11	✓	0,60
DK1G080R00	80	81,4	27	58	50	-	-	85,5	8,3	15	✓	1,35

for using internal coolant mount the locking wedge 2M0408R01. / Pour utiliser l'arrosage interne, veuillez utiliser le coin de serrage 2M0408R01.

SNCG11T308TN-HR



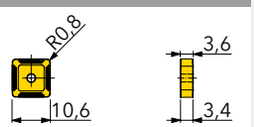

SNCN11T308TN



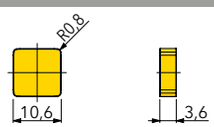

Designation Réf. de l'article	fz(min/max)	Design Conception	Grade Nuance IN2504	IN4005	IN4030	IN70N
SNCG11T308TN-HR	0,10/0,25	positive geometry R0,8 / Géométrie positive R0,8	●	●	●	
SNCN11T308TN	0,15/0,25	neutral geometry silicon nitride / Géométrie neutre céramique				●

● = P ● = M ● = K ● = N ● = S ○ = H

SPARE PARTS
ACCESSOIRES



SB040-03 (2,0Nm)	TX09x90-B	2M0408R02

① = Differential screw / Vis à pas différentiel ② = Torx-Bit / Embout torx ③ = Locking wedge / Coin de serrage

ADAPTION ACC. TO DIN 8030
ATTACHEMENT DIN 8030



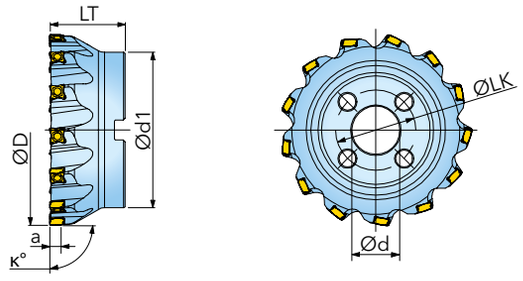

Designation Réf. de l'article	D	d	d1	LT	LK	κ	a	Z	IK	kg
VJ5K050R00[1)]	50	22	45	40	-	90	8,7	6	✓	0,39
VJ6K050R00	50	22	45	40	-	90	8,7	5	✓	0,37
VJ5K063R00[1)]	63	22	55	40	-	90	8,7	8	✓	0,65
VJ6K063R00	63	22	55	40	-	90	8,7	6	✓	0,63
VJ5K080R00[1)]	80	27	70	50	-	90	8,7	10	✓	1,31
VJ6K080R00	80	27	70	50	-	90	8,7	8	✓	1,28

[1)] Narrow spacing (only for short chip producing materials) / Pas réduit (pour matières à copeaux courts)

SGM-44R001



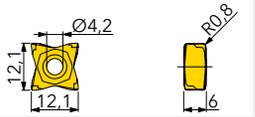

Designation Réf. de l'article	fz(min/max)	Design Conception	Grade Nuance	IN2505	IN2530	IN4005	IN4030
SGM-44R001	0,10/0,25	positive geometry R0,8 / Géométrie positive R0,8					

● = P ● = M ● = K ● = N ● = S ○ = H

SPARE PARTS
ACCESSOIRES





	SM40-120-20 (4,5Nm)	TX15x90-B

① = Insert screw / Vis de serrage plaquette ② = Torx-Bit / Embout torx

Member IMC Group Ingersoll Cutting Tools

ADAPTION ACC. TO DIN 8030
ATTACHEMENT DIN 8030



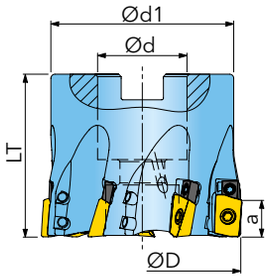

Designation Réf. de l'article	D	d	d1	LT	a	Z	IK	kg
2J5P032R00	32	16	30	32	9	5	✓	0,09
2J5P040R00	40	16	30	40	9	6	✓	0,16
2J5P050R00	50	22	45	40	9	7	✓	0,32
2J5P063R00	63	22	55	40	9	8	✓	0,56
2J5P080R00	80	27	70	50	9	10	✓	1,30

BOCT09T304FR-P

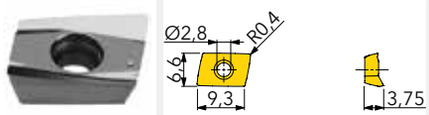

BOCT09T308FR-P

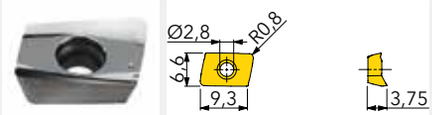

BODT09T304R

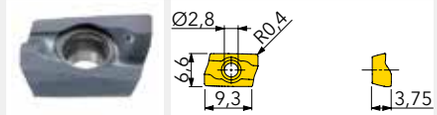

BODT09T304R-001

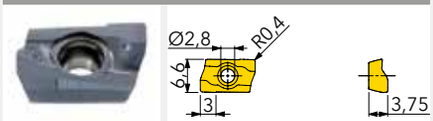

BODT09T308R

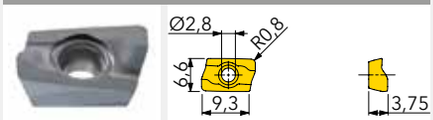

BODT09T308R-001

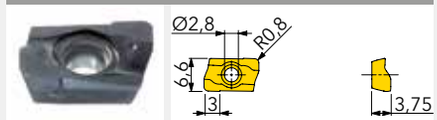

BODT09T320R-001

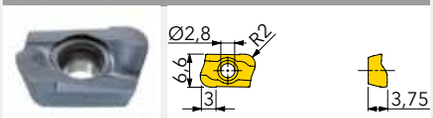

BOMT09T304R-DT1

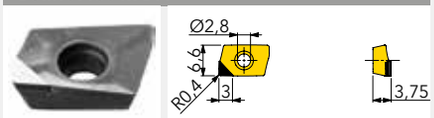

BOMT09T304R-DT2

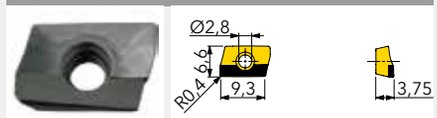

Designation Réf. de l'article	fz(min/max)	Design Conception	Grade Nuance	IN10K	IN2504	IN90D
BOCT09T304FR-P	0,05/0,20	non-ferrous geometry, polished R0,4 / Géo. pour mat. non fer., polie R0,4		●		
BOCT09T308FR-P	0,05/0,20	non-ferrous geometry, polished R0,8 / Géo. pour mat. non fer., polie R0,8		●		
BODT09T304R	0,05/0,15	ground finishing geometry R0,4 / Géométrie de finition affûtée R0,4			●	
BODT09T304R-001	0,05/0,15	finishing geometry, short R0,4 / Géométrie de finition, courte R0,4			●	
BODT09T308R	0,05/0,15	ground finishing geometry R0,8 / Géométrie de finition affûtée R0,8			●	
BODT09T308R-001	0,05/0,15	finishing geometry, short R0,8 / Géométrie de finition, courte R0,8			●	
BODT09T320R-001	0,05/0,15	finishing geometry, short R2,0 / Géométrie de finition, courte R2,0			●	
BOMT09T304R-DT1	0,05/0,20	with short PCD-tip R0,4 / avec insert PCD version courte R0,4				●
BOMT09T304R-DT2	0,05/0,20	with long PCD-tip R0,4 / avec insert PCD version longue R0,4				●

● = P ● = M ● = K ● = N ● = S ○ = H

SPARE PARTS
ACCESSOIRES



①	②	③	④	⑤
SM25-064-00 (1,1Nm)	TX08x90-B	PAR5092	SB025-00	DS-T05F

① = Insert screw / Vis de serrage plaquette ② = Torx-Bit / Embout torx ③ = Wedge / Cale de réglage ④ = Differential screw / Vis à pas différentiel
⑤ = Screw driver / Tournevis

Member IMC Group Ingersoll Cutting Tools

ADAPTION ACC. TO DIN 8030
ATTACHEMENT DIN 8030



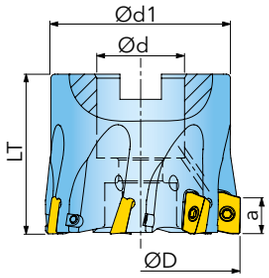

Designation Réf. de l'article	D	d	d1	LT	a	Z		IK	kg
2J1P032R01	32	16	30	32	9	4	2,8	✓	0,09
2J1P032R00	32	16	30	32	9	5	2,8	✓	0,09
2J1P035R00	35	16	30	32	9	6	2,5	✓	0,10
2J1P040R01	40	16	30	40	9	4	2,4	✓	0,15
2J1P040R00	40	16	30	40	9	6	2,4	✓	0,16
2J1P050R01	50	22	45	40	9	4	1,3	✓	0,32
2J1P050R02	50	22	45	40	9	6	1,3	✓	0,32
2J1P050R00	50	22	45	40	9	7	1,3	✓	0,32
2J1P063R01	63	22	55	40	9	6	1,0	✓	0,55
2J1P063R00	63	22	55	40	9	8	1,0	✓	0,55
2J1P080R00	80	27	70	50	9	10	0,6	✓	1,25
2J1P100R00	100	32	85	50	9	12	0,5	✓	1,95

SPARE PARTS
ACCESSOIRES




	①	②
	SM25-064-00 (1,1Nm)	TX08x90-B

① = Insert screw / Vis de serrage plaquette ② = Torx-Bit / Embout torx

Member IMC Group Ingersoll Cutting Tools

BOMT09T304R

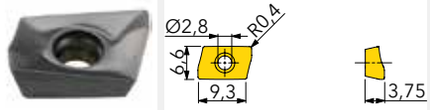

BOMT09T308R

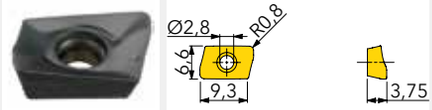

BOMT09T316R

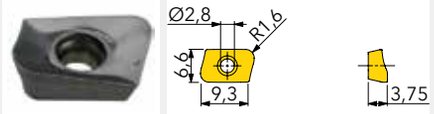

BOMT09T320R

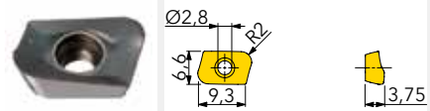

BOMT09T331R

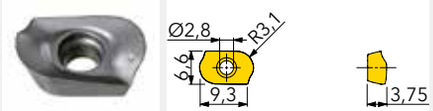

BOCT09T304FR-P

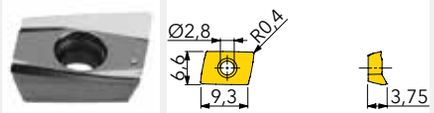

BOCT09T308FR-P

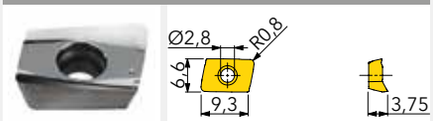

BOMT09T304R-DT1

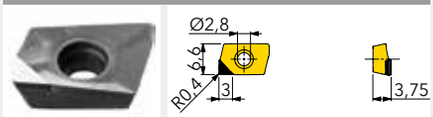

BOMT09T304R-DT2

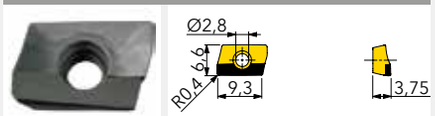

BODT09T304R

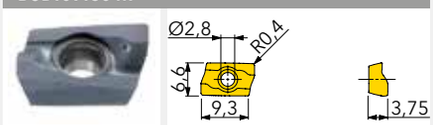

BODT09T304R-001

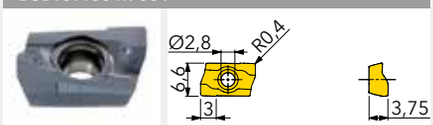

BODT09T308R

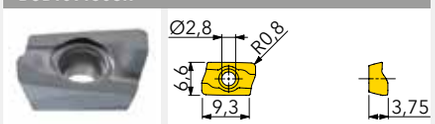

BODT09T308R-001

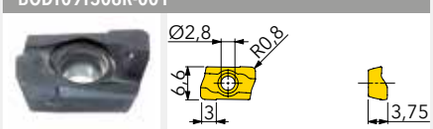

BODT09T320R-001

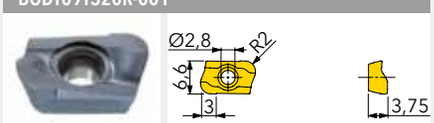

ZOMT09T304R

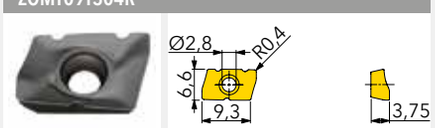

Designation Réf. de l'article	fz(min/max)	Design Conception	Grade Nuance	IN10K	IN2035	IN2036	IN2504	IN2505	IN2530	IN6537	IN90D
BOMT09T304R	0,10/0,15	positive geometry R0,4 / Géométrie positive R 0,4			◐	◐	◔	◔	◔	◔	
BOMT09T308R	0,10/0,15	positive geometry R0,8 / Géométrie positive R 0,8			◐	◐	◔	◔	◔	◔	
BOMT09T316R[1]	0,10/0,15	positive geometry R1,6 / Géométrie positive R 1,6			◐			◔	◔		
BOMT09T320R[1]	0,10/0,15	positive geometry R2,0 / Géométrie positive R 2,0			◐			◔	◔		
BOMT09T331R[1]	0,10/0,15	positive geometry R3,1 / Géométrie positive R 3,1			◐			◔	◔		
BOCT09T304FR-P	0,05/0,20	non-ferrous geometry, polished R0,4 / Géo. pour mat. non fer., polie R0,4		●							
BOCT09T308FR-P	0,05/0,20	non-ferrous geometry, polished R0,8 / Géo. pour mat. non fer., polie R0,8		●							
BOMT09T304R-DT1	0,05/0,20	with short PCD-tip R0,4 / avec insert PCD version courte R0,4									●
BOMT09T304R-DT2	0,05/0,20	with long PCD-tip R0,4 / avec insert PCD version longue R0,4									●
BODT09T304R	0,05/0,15	ground finishing geometry R0,4 / Géométrie de finition affûtée R0,4					◔				
BODT09T304R-001	0,05/0,15	finishing geometry, short R0,4 / Géométrie de finition, courte R0,4					◔				
BODT09T308R	0,05/0,15	ground finishing geometry R0,8 / Géométrie de finition affûtée R0,8					◔				
BODT09T308R-001	0,05/0,15	finishing geometry, short R0,8 / Géométrie de finition, courte R0,8					◔				
BODT09T320R-001	0,05/0,15	finishing geometry, short R2,0 / Géométrie de finition, courte R2,0					◔				
ZOMT09T304R[2]	0,10/0,15	chip splitter geometry R0,4 / Géométrie avec brise-copeaux R0,4			◐			◔	◔		

[1] Cutter body has to be modified / Modifier le corps de fraise; [2] Best results are achieved on tools with an even number of teeth. Please mount inserts alternating. / Les meilleurs résultats sont obtenus avec une fraise ayant un nombre de dents pair. Merci de monter les arêtes de manière alternée.

● = P ● = M ● = K ● = N ● = S ○ = H

ADAPTION ACC. TO DIN 8030
ATTACHEMENT DIN 8030



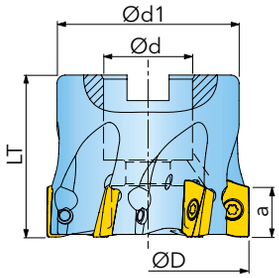

Designation Réf. de l'article	D	d	d1	LT	a	Z				
2J1R035R00	35	16	30	35	12	4	4,2		✓	0,10
2J1R040R02	40	16	38	40	12	4	3,2		✓	0,22
2J1R040R00	40	16	38	40	12	5	3,2		✓	0,21
2J1R040R03	40	22	38	40	12	4	3,2		✓	0,18
2J1R040R01	40	22	38	40	12	5	3,2		✓	0,18
2J1R050R01	50	22	45	40	12	4	2,1		✓	0,29
2J1R050R00	50	22	45	40	12	6	2,1		✓	0,30
2J1R052R00	52	22	40	50	12	5	2,0		✓	0,37
2J1R063R01	63	22	55	40	12	6	1,4		✓	0,54
2J1R063R00	63	22	55	40	12	7	1,4		✓	0,54
2J1R066R00	66	27	48	50	12	6	1,2		✓	0,60
2J1R080R01	80	27	70	50	12	6	1,0		✓	1,21
2J1R080R00	80	27	70	50	12	9	1,0		✓	1,20
2J1R085R00	85	27	70	50	12	7	0,9		✓	1,33
2J1R100R01	100	32	85	50	12	8	0,8		✓	1,88
2J1R100R00	100	32	85	50	12	11	0,8		✓	1,89
2J1R125R01	125	40	100	63	12	10	0,6		✓	3,70
2J1R125R00	125	40	100	63	12	13	0,6		✓	3,76

SPARE PARTS
ACCESSOIRES





SM35-088-10 (3,0Nm) TX10x90-B

① = Insert screw / Vis de serrage plaquette ② = Torx-Bit / Embout torx

Member IMC Group Ingersoll Cutting Tools

BOMT130404R

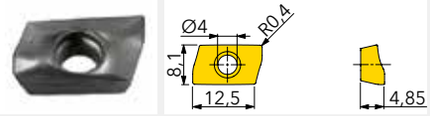

BOMT130408R

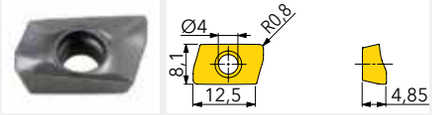

BOMT130416R

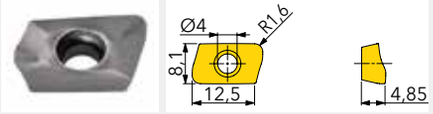

BOMT130420R

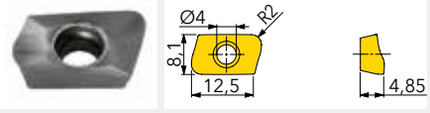

BOMT130424R

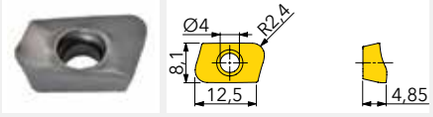

BOMT130431R

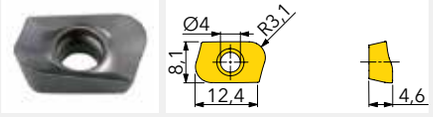

BOMT130440R

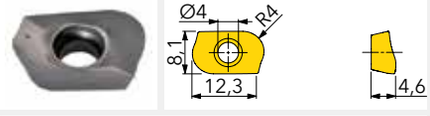

BOCT130404FR-P

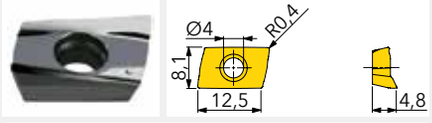

BOCT130408FR-P

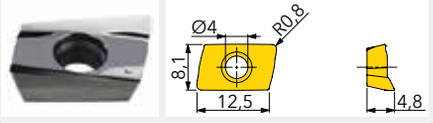

BOMT130404R-DT2

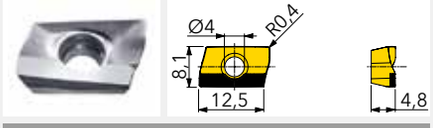

BODT130404R

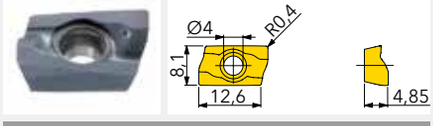

BODT130404R-001

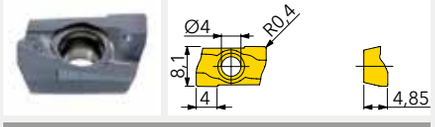

BODT130408R

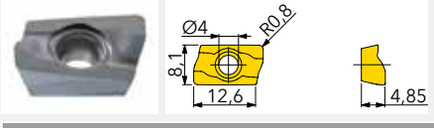

BODT130408R-001

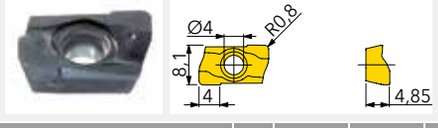

ZOMT130404R

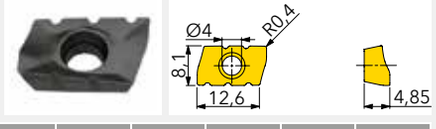

Designation Réf. de l'article	fz(min/max)	Design Conception	Grade Nuance	IN10K	IN2035	IN2036	IN2504	IN2505	IN2530	IN6537	IN90D
BOMT130404R	0,12/0,20	positive geometry R0,4 / Géométrie positive R 0,4			◐	◐	◔	◔	◔	◔	
BOMT130408R	0,12/0,20	positive geometry R0,8 / Géométrie positive R 0,8			◐	◐	◔	◔	◔	◔	
BOMT130416R	0,12/0,20	positive geometry R1,6 / Géométrie positive R 1,6						◔	◔		
BOMT130420R	0,12/0,20	positive geometry R2,0 / Géométrie positive R 2,0						◔	◔		
BOMT130424R [1]	0,12/0,20	positive geometry R2,4 / Géométrie positive R 2,4						◔	◔		
BOMT130431R [1]	0,12/0,20	positive geometry R3,1 / Géométrie positive R 3,1			◐			◔	◔		
BOMT130440R [1]	0,12/0,20	positive geometry R4,0 / Géométrie positive R 4,0						◔	◔		
BOCT130404FR-P	0,05/0,25	non-ferrous geometry, polished R0,4 / Géo. pour mat. non fer., polie R0,4		●							
BOCT130408FR-P	0,05/0,25	non-ferrous geometry, polished R0,8 / Géo. pour mat. non fer., polie R0,8		●							
BOMT130404R-DT2	0,05/0,25	with long PCD-tip R0,4 / avec insert PCD version longue R0,4									●
BODT130404R	0,05/0,20	ground finishing geometry R0,4 / Géométrie de finition affûtée R0,4					◔				
BODT130404R-001	0,05/0,20	finishing geometry, short R0,4 / Géométrie de finition, courte R0,4					◔				
BODT130408R	0,05/0,20	ground finishing geometry R0,8 / Géométrie de finition affûtée R0,8					◔				
BODT130408R-001	0,05/0,20	finishing geometry, short R0,8 / Géométrie de finition, courte R0,8					◔				
ZOMT130404R [2]	0,12/0,20	chip splitter geometry R0,4 / Géométrie avec brise-copeaux R0,4			◐			◔	◔	◔	

[1] Cutter body has to be modified / Modifier le corps de fraise; [2] Best results are achieved on tools with an even number of teeth. Please mount inserts alternating. / Les meilleurs résultats sont obtenus avec une fraise ayant un nombre de dents pair. Merci de monter les arêtes de manière alternée.

● = P ○ = M ● = K ● = N ○ = S ○ = H

ADAPTION ACC. TO DIN 8030
ATTACHEMENT DIN 8030



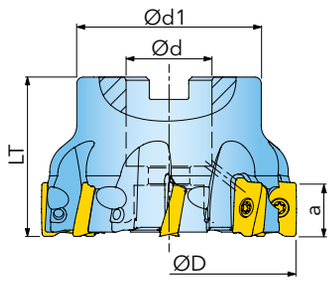

Designation Réf. de l'article	D	d	d1	LT	a	Z		IK	kg
2J1G040R00	40	16	30	40	16	3	5,0	✓	0,15
2J1G050R00	50	22	45	40	16	4	4,4	✓	0,23
2J1G050R01[1)]	50	22	45	40	16	5	4,4	✓	0,40
2J1G063R00	63	22	55	40	16	5	3,2	✓	0,59
2J1G063R01[1)]	63	22	55	40	16	6	3,2	✓	0,52
2J1G080R00	80	27	70	50	16	6	2,3	✓	1,12
2J1G080R01[1)]	80	27	70	50	16	8	2,3	✓	1,12
2J1G100R00	100	32	85	50	16	6	1,8	✓	1,92
2J1G100R01[1)]	100	32	85	50	16	9	1,8	✓	1,80
2J1G125R00	125	40	100	63	16	7	1,4		3,48
2J1G160R00	160	40	100	63	16	8	0,7		5,30

[1)] Narrow spacing

Member IMC Group Ingersoll Cutting Tools

AOMT170504R

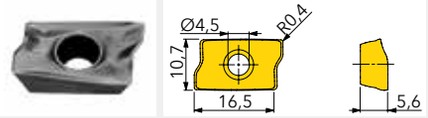

AOMT170508R

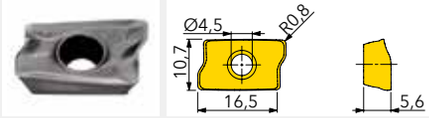

AOMT170516R

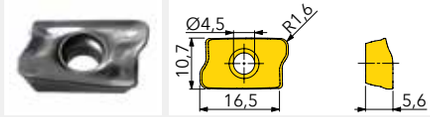

AOMT170524R

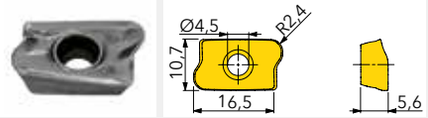

AOMT170532R

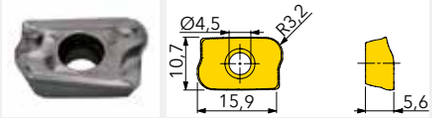

AOMT170548R

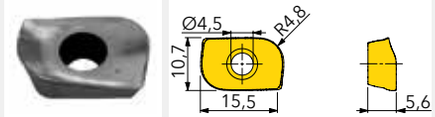

AOMT170564R

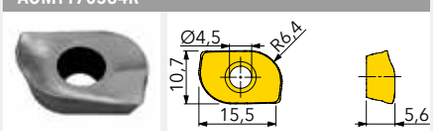

BOCT170508FR-P

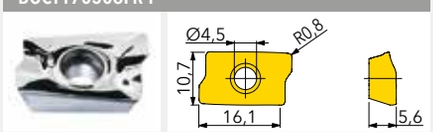

BOMT170608R

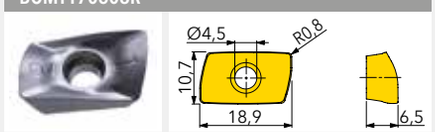

ZOMT170508R

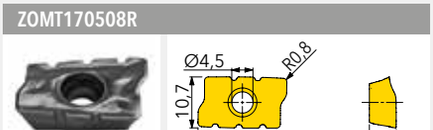

Designation Réf. de l'article	fz(min/max)	Design Conception	Grade Nuance	IN10K	IN2035	IN2504	IN2505	IN2510	IN2530	IN6537
AOMT170504R	0,18/0,30	positive geometry R0,4 / Géométrie positive R0,4					●	●	●	
AOMT170508R	0,18/0,30	positive geometry R0,8 / Géométrie positive R0,8				●	●	●	●	●
AOMT170516R	0,18/0,30	positive geometry R1,6 / Géométrie positive R1,6					●	●	●	
AOMT170524R [1]	0,18/0,30	positive geometry R2,4 / Géométrie positive R2,4					●	●	●	
AOMT170532R [1]	0,18/0,30	positive geometry R3,2 / Géométrie positive R3,2					●	●	●	
AOMT170548R [1]	0,18/0,30	positive geometry R4,8 / Géométrie positive R4,8					●	●	●	
AOMT170564R [1]	0,18/0,30	positive geometry R6,4 / Géométrie positive R6,4					●	●	●	
BOCT170508FR-P	0,05/0,30	non-ferrous geometry, polished R0,8 / Géo. pour mat. non fer., polie R0,8		●						
BOMT170608R	0,15/0,30	positive geometry R0,8 / Géométrie positive R 0,8			●	●	●	●	●	
ZOMT170508R [2]	0,18/0,30	chip splitter geometry R0,8 / Géométrie avec brise-copeaux R0,8			●		●	●	●	●

[1] Cutter body has to be modified / Modifier le corps de fraise; [2] Best results are achieved on tools with an even number of teeth. Please mount inserts alternating. / Les meilleurs résultats sont obtenus avec une fraise ayant un nombre de dents pair. Merci de monter les arêtes de manière alternée.

● = P ● = M ● = K ● = N ● = S ○ = H

SPARE PARTS ACCESSOIRES





	SM40-093-20 (4,5Nm)	TX15x90-B

① = Insert screw / Vis de serrage plaquette ② = Torx-Bit / Embout torx

Member IMC Group Ingersoll Cutting Tools

ADAPTION ACC. TO DIN 8030
ATTACHEMENT DIN 8030



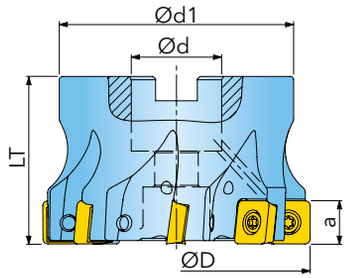

Designation Réf. de l'article	D	d	d1	LT	a	Z		IK	kg
5J5P050R00	50	22	45	40	11,3	5	3,7	✓	0,30
5J5P063R00	63	22	55	40	11,3	6	2,0	✓	0,48
5J5P080R00	80	27	70	50	11,3	8	1,3	✓	1,06
5J5P100R00	100	32	85	50	11,3	10	1,0	✓	1,70

*** fz-values see manual „Cutting Data for Milling & Boring Tools" / * Valeurs fz voir le manuel "Données de coupe de fraisage et perçage" (Chapitre G_Quad)**

SDES130515N



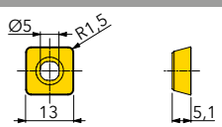

SDMS130515R-PH



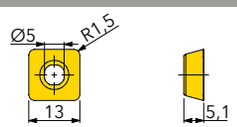

Designation Réf. de l'article	fz(min/max)	Design Conception	Grade Nuance	IN2505	IN2530	IN4030	IN4035
SDES130515N	0,20/0,35	neutral geometry, K-land R1,5 / Géo. neutre avec chan. d'arête R1,5		●	●		
SDMS130515R-PH	0,10/0,20	positive geometry, chamfered R1,5 / Géométrie positive, renforcée R1,5		●		●	●

● = P ● = M ● = K ● = N ● = S ○ = H

SPARE PARTS ACCESSOIRES





SM40-100-R0 (4,5Nm)	TX15x90-B

① = Insert screw / Vis de serrage plaquette ② = Torx-Bit / Embout torx

Member IMC Group Ingersoll Cutting Tools

ADAPTION ACC. TO DIN 8030
ATTACHEMENT DIN 8030



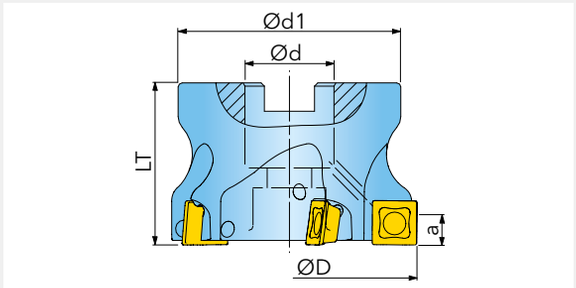

Designation Réf. de l'article	D	d	d1	LT	a	Z		IK	kg
5H6G050R00	50	22	45	40	8,4	4	2,0	✓	0,24
5H6G063R00	63	22	55	40	8,4	5	1,0	✓	0,45
5H6G080R00	80	27	70	50	8,4	7	0,5	✓	1,08
5H6G100R00	100	32	85	50	8,4	9	0,5	✓	1,72

SHET110502FR-P

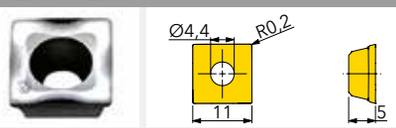

SHET110505FR-P

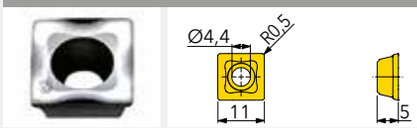

SHET110508FR-P

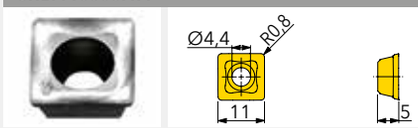

SHET110516FR-P

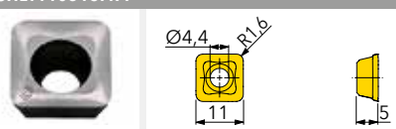

SHET110524FN-P

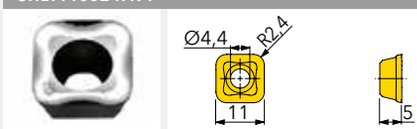

SHET110532FN-P

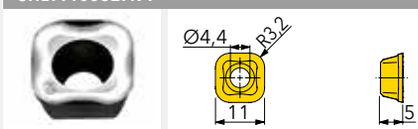

SHET110540FN-P

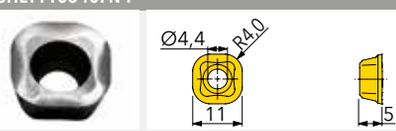

Designation Réf. de l'article	fz(min/max)	Design Conception	Grade Nuance	IN15K
SHET110502FR-P	0,05/0,30	non-ferrous geometry, polished R0,2 / Géo. pour mat. non fer., polie R0,2		
SHET110505FR-P	0,05/0,30	non-ferrous geometry, polished R0,5 / Géo. pour mat. non fer., polie R0,5		
SHET110508FR-P	0,05/0,30	non-ferrous geometry, polished R0,8 / Géo. pour mat. non fer., polie R0,8		
SHET110516FR-P	0,05/0,30	non-ferrous geometry, polished R1,6 / Géo. pour mat. non fer., polie R1,6		
SHET110524FN-P	0,05/0,30	non-ferrous geometry, polished R2,4 / Géo. pour mat. non fer., polie R2,4		
SHET110532FN-P	0,05/0,30	non-ferrous geometry, polished R3,2 / Géo. pour mat. non fer., polie R3,2		
SHET110540FN-P	0,05/0,30	non-ferrous geometry, polished R4,0 / Géo. pour mat. non fer., polie R4,0		

● = P ○ = M ● = K ● = N ● = S ○ = H

SPARE PARTS
ACCESSOIRES





SM40-093-20 (4,5Nm) TX15x90-B

① = Insert screw / Vis de serrage plaquette ② = Torx-Bit / Embout torx

Member IMC Group Ingersoll Cutting Tools

ADAPTION ACC. TO DIN 8030
ATTACHEMENT DIN 8030



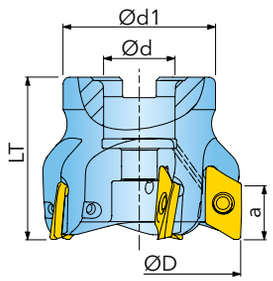

Designation Réf. de l'article	D	d	d1	LT	a	Z		IK	kg
AX2K040R00	40	16	38	50	16	3	10	✓	0,21
AX2K050R00	50	22	45	50	16	4	7,5	✓	0,30
AX2K063R00	63	22	47	50	16	5	5,5	✓	0,50
AX2K080R00	80	27	58	50	16	5	4,5	✓	0,82
AX2K100R00	100	32	66	63	16	6	3,3	✓	1,50
AX2K125R00	125	40	85	63	16	7	2,5	✓	2,50

Member IMC Group Ingersoll Cutting Tools

XEVT160504FR-P



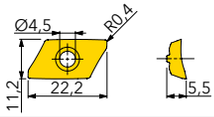

XEVT160508FR-P



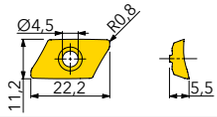

XEVT160512FR-P



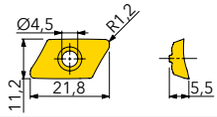

XEVT160516FR-P



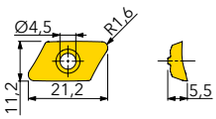

XEVT160520FR-P



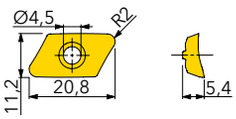

XEVT160524FR-P



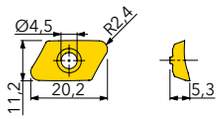

XEVT160530FR-P



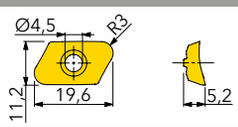

XEVT160532FR-P



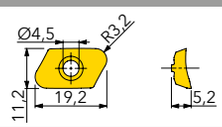

XEVT160540FR-P



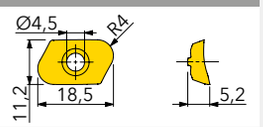

XEVT160550FR-P



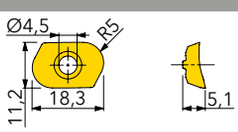

Designation Réf. de l'article	fz(min/max)	Design Conception	Grade Nuance	IN10K
XEVT160504FR-P	0,05/0,35	non-ferrous geometry, polished R0,4 / Géo. pour mat. non fer., polie R0,4		●
XEVT160508FR-P	0,05/0,35	non-ferrous geometry, polished R0,8 / Géo. pour mat. non fer., polie R0,8		●
XEVT160512FR-P	0,05/0,35	non-ferrous geometry, polished R1,2 / Géo. pour mat. non fer., polie R1,2		●
XEVT160516FR-P	0,05/0,35	non-ferrous geometry, polished R1,6 / Géo. pour mat. non fer., polie R1,6		●
XEVT160520FR-P	0,05/0,35	non-ferrous geometry, polished R2,0 / Géo. pour mat. non fer., polie R2,0		●
XEVT160524FR-P	0,05/0,35	non-ferrous geometry, polished R2,4 / Géo. pour mat. non fer., polie R2,4		●
XEVT160530FR-P	0,05/0,35	non-ferrous geometry, polished R3,0 / Géo. pour mat. non fer., polie R3,0		●
XEVT160532FR-P	0,05/0,35	non-ferrous geometry, polished R3,2 / Géo. pour mat. non fer., polie R3,2		●
XEVT160540FR-P [1)]	0,05/0,35	non-ferrous geometry, polished R4,0 / Géo. pour mat. non fer., polie R4,0		●
XEVT160550FR-P [1)]	0,05/0,35	non-ferrous geometry, polished R5,0 / Géo. pour mat. non fer., polie R5,0		●

[1)] Cutter body has to be modified / Modifier le corps de fraise

● = P ● = M ● = K ● = N ● = S ○ = H

SPARE PARTS ACCESSOIRES



	SM40-093-21 (4,5Nm)	TX15x90-B

① = Insert screw / Vis de serrage plaquette ② = Torx-Bit / Embout torx

FACE MILLS / FRAISES À SURFACER

	D	a	Description	Code / Série	Page
	30 - 42	0,3	MICROMILL Finish Mill 12F1D...X Fraise de finition 12F1D...X	12F1D...X	134
	50 - 125	0,3	MICROMILL Finish Mill 2F_D Fraise de finition 2F_D	2F_D	135
	160 - 250	0,5	MICROMILL Finish Mill 7F2K Fraise de finition 7F2K	7F2K	136
	40 - 125	3	DIPOSHEXA Face Mill HN_D Fraise à surfacer HN_D	HN_D	137
	63 - 125	5	DIPOSHEXA Face Mill HN_G Fraise à surfacer HN_G	HN_G	138
	40 - 160	3	OCTOPLUS Face Mill ON_H Fraise à surfacer ON_H	ON_H	139
	63 - 160	5	OCTOPLUS Face Mill OP6N Fraise à surfacer OP6N	OP6N	140
	80 - 160	5	OCTOPLUS Face Mill OP5N Fraise à surfacer OP5N	OP5N	141
	33 - 125	3,4	ROTOMILL Face Mill 5N_H Fraise à surfacer 5N_H	5N_H	142
	50 - 160	4,8	ROTOMILL Face Mill 5N_L Fraise à surfacer 5N_L	5N_L	143
	16 - 40	3,8	DIPOSDEKA® Face Mill 1DM1E...X Fraise à surfacer 1DM1E...X	1DM1E...X	144
	32 - 80	3,8	DIPOSDEKA® Face Mill DM_E Fraise à surfacer DM_E	DM_E	145
	40 - 160	4,2	DIPOSQUAD® Finish Mill DN_G Fraise à surfacer DN_G	DN_G	146
	50 - 200	6,0	DIPOSQUAD® Finish Mill DN_K Fraise à surfacer DN_K	DN_K	147

Subject to printing error or technical changes. / Sous réserve d'erreurs d'impression ou de modifications techniques.

FACE MILLS / FRAISES À SURFACER

	D	a	Description	Code / Série	Page
	30,1 - 80,1	4,9	GOLDQUAD^xxx Face Mill 30° 5M_P Fraise à surfacer 30° 5M_P	5M_P	148
	51,7 - 131,7	7,8	GOLDQUAD^xxx Face Mill 30° 5G5M Fraise à surfacer 30° 5G5M	5G5M	149
	40 - 125	6	DIPOSDEKA Face Mill DM_G Fraise à surfacer DM_G	DM_G	150

Subject to printing error or technical changes. / Sous réserve d'erreurs d'impression ou de modifications techniques.

SCREW-IN TYPE ADAPTION
ATTACHEMENT FILETÉ



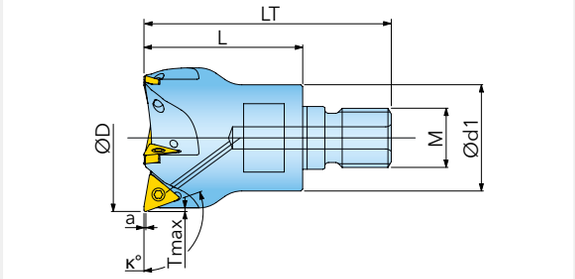

Designation Réf. de l'article	D	d1	LT	L	κ	a	Tmax	M	Z	IK	kg
12F1D030043X8R00	30	29	67	43	110	0,3	0,5	M16	4	✓	0,20
12F1D035043X8R00	35	29	67	43	110	0,3	0,5	M16	4	✓	0,24
12F1D040043X8R00	40	29	67	43	110	0,3	0,5	M16	5	✓	0,27
12F1D042043X8R00	42	29	67	43	110	0,3	0,5	M16	5	✓	0,28

TCHW110204R-W



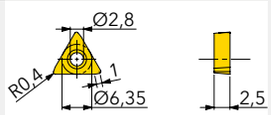

TCHH110204FR-PW



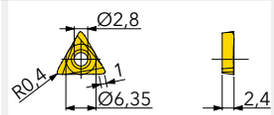

Designation Réf. de l'article	fz(min/max)	Design Conception	Grade Nuance	IN04S	IN0560	IN2035	IN2504
TCHW110204R-W	0,08/0,15	wiper finishing edge R0,4 / Plaquette racleuse R0,4			◐	◐	◔
TCHH110204FR-PW	0,05/0,15	non-ferrous geometry, polished / Géo. pour mat. non fer., polie		●			

● = P ● = M ● = K ● = N ● = S ○ = H

SPARE PARTS
ACCESSOIRES





SM25-064-00 (1,1Nm) TX08x90-B

① = Insert screw / Vis de serrage plaquette ② = Torx-Bit / Embout torx

Member IMC Group Ingersoll Cutting Tools

ADAPTION ACC. TO DIN 8030
ATTACHEMENT DIN 8030



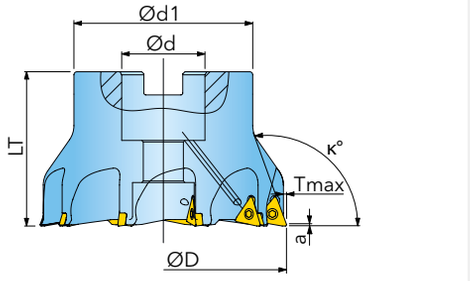

Designation Réf. de l'article	D	d	d1	LT	κ	a	Tmax	Z			
2F6D050R00	50	22	45	40	110	0,3	0,5	5		✓	0,35
2F5D050R00	50	22	45	40	110	0,3	0,5	7		✓	0,35
2F6D063R00	63	22	45	40	110	0,3	0,5	6		✓	0,49
2F5D063R00	63	22	45	40	110	0,3	0,5	9		✓	0,50
2F6D080R00	80	27	58	50	110	0,3	0,5	7		✓	1,07
2F5D080R00	80	27	58	50	110	0,3	0,5	10		✓	1,08
2F6D100R00	100	32	85	50	110	0,3	0,5	8		✓	2,03
2F5D100R00	100	32	85	50	110	0,3	0,5	12		✓	2,05
2F6D125R00	125	40	100	63	110	0,3	0,5	10		✓	3,90
2F5D125R00	125	40	100	63	110	0,3	0,5	14		✓	3,86

TCHW110204R-W



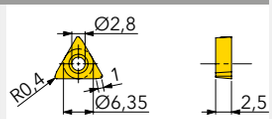

TCHH110204FR-PW



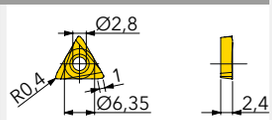

Designation Réf. de l'article	fz(min/max)	Design Conception	Grade Nuance	IN04S	IN0560	IN2035	IN2504
TCHW110204R-W	0,08/0,15	wiper finishing edge R0,4 / Plaquette racleuse R0,4			◐	◐	◐
TCHH110204FR-PW	0,05/0,15	non-ferrous geometry, polished / Géo. pour mat. non fer., polie		●			

● = P ● = M ● = K ● = N ● = S ○ = H

SPARE PARTS
ACCESSOIRES



SM25-064-00 (1,1Nm) TX08x90-B

① = Insert screw / Vis de serrage plaquette ② = Torx-Bit / Embout torx

ADAPTION ACC. TO DIN 8030
ATTACHEMENT DIN 8030



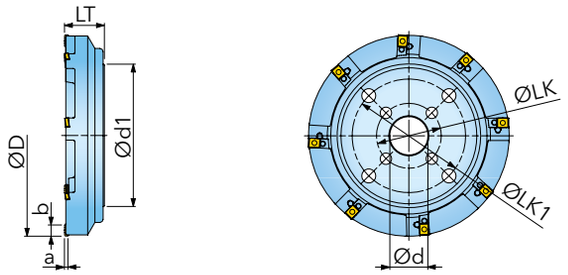

Designation Réf. de l'article	D	d	d1	LT	LK	LK1	a	b	Z	kg
7F2K160R00	160	40	130	63	66,7	-	0,5	15	4	5,00
7F2K200R00	200	60	160	63	101,6	-	0,5	15	6	8,00
7F2K250R00	250	60	220	63	101,6	-	0,5	15	6	13,00

YCE434-001



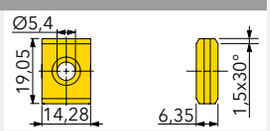

Designation Réf. de l'article	fz(min/max)	Design Conception	Grade Nuance	IN10K	IN0560	IN2010	IN2040
YCE434-001	fu 1/fu 10	wiper insert / Plaquette racleuse		●	◐	●	●

● = P ○ = M ● = K ● = N ○ = S ○ = H

SPARE PARTS
ACCESSOIRES

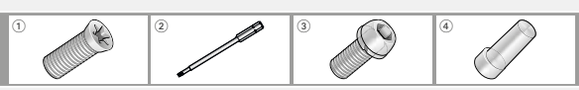

SM50-160-10 (6,0Nm)	TX20x90-B	SC050-14	PN072-03

① = Insert screw / Vis de serrage plaquette ② = Torx-Bit / Embout torx ③ = Setting screw / Vis de réglage ④ = Eccentric pin / Pion excentrique

Member IMC Group Ingersoll Cutting Tools

ADAPTION ACC. TO DIN 8030
ATTACHEMENT DIN 8030



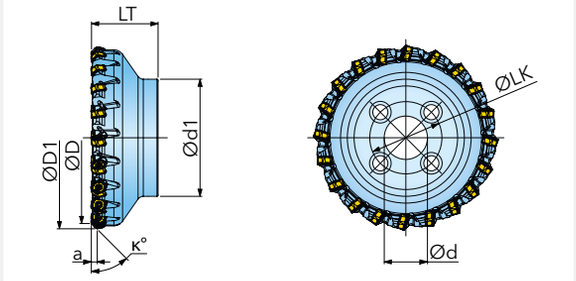

Designation Réf. de l'article	D	D1	d	d1	LT	LK	κ	a	Z		kg
HN6D040R00	40	50,9	16	38	40	-	45	3	4	✓	0,33
HN6D050R00	50	60,9	22	45	40	-	45	3	4	✓	0,45
HN5D050R00	50	60,9	22	45	40	-	45	3	6	✓	0,49
HN6D063R00	63	73,9	22	47	40	-	45	3	5	✓	0,64
HN5D063R00	63	73,9	22	47	40	-	45	3	7	✓	0,70
HN6D080R00	80	90,9	27	70	50	-	45	3	6	✓	1,46
HN5D080R00	80	90,9	27	70	50	-	45	3	10	✓	1,57
HN6D100R00	100	110,9	32	85	55	-	45	3	7	✓	2,50
HN5D100R00	100	110,9	32	85	55	-	45	3	12	✓	2,65
HN6D125R00	125	135,9	40	85	63	-	45	3	10	✓	3,94
HN5D125R00	125	135,9	40	85	63	-	45	3	16	✓	4,03

HNGU0605ANTR-M

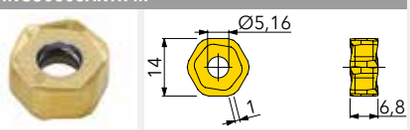

HNGU0605ANTR-MM

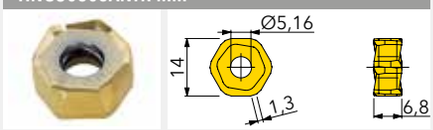

HNGU0605ANR-ML

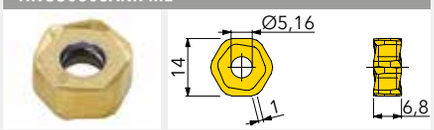

Designation Réf. de l'article	fz(min/max)	Design Conception	Grade Nuance	IN2505	IN2510	IN2530	IN6537				
HNGU0605ANTR-M	0,20/0,35	positive geometry / Géométrie positive		●			●				
HNGU0605ANTR-MM	0,15/0,30	high positive geometry / Géométrie très positive		●	◐						
HNGU0605ANR-ML	0,08/0,30	sharp, high-positive Geometry / Géométrie très positive, arête vive		●		◐					

● = P ● = M ● = K ● = N ● = S ○ = H

SPARE PARTS
ACCESSOIRES





SM40-100-R0 (4,5Nm) TX15x90-B

① = Insert screw / Vis de serrage plaquette ② = Torx-Bit / Embout torx

Member IMC Group Ingersoll Cutting Tools

ADAPTION ACC. TO DIN 8030
ATTACHEMENT DIN 8030



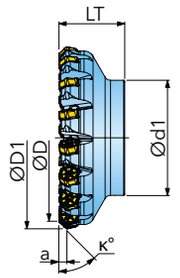

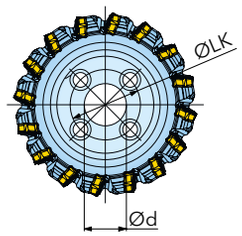

Designation Réf. de l'article	D	D1	d	d1	LT	LK	κ	a	Z	IK	kg
HN6G063R00	63	77,5	22	47	50	-	45	5	5	✓	0,85
HN5G063R00	63	77,5	22	47	50	-	45	5	7	✓	0,92
HN6G080R00	80	94,5	27	70	50	-	45	5	6	✓	1,45
HN5G080R00	80	94,5	27	70	50	-	45	5	9	✓	1,61
HN6G100R00	100	114,5	32	85	50	-	45	5	7	✓	2,51
HN5G100R00	100	114,5	32	85	50	-	45	5	11	✓	2,70
HN6G125R00	125	139,5	40	85	63	-	45	5	8	✓	4,02
HN5G125R00	125	139,5	40	85	63	-	45	5	14	✓	4,23

HNGU1007ANTR-HR

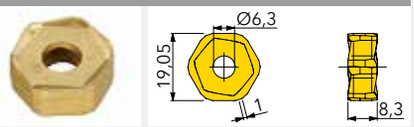

HNGU1007ANTR-M

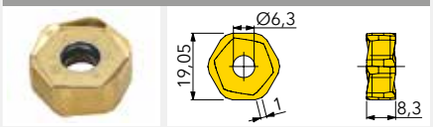

HNGU1007ANTR-MM

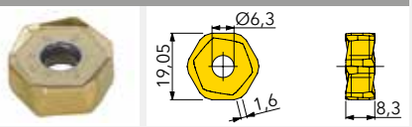

HNGU1007ANR-ML

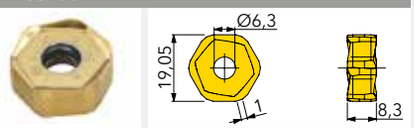

Designation Réf. de l'article	fz(min/max)	Design Conception	Grade Nuance	IN2505	IN2510	IN2530	IN6537
HNGU1007ANTR-HR	0,30/0,60	roughing geometry / Géométrie d'ébauche					●
HNGU1007ANTR-M	0,25/0,40	positive geometry / Géométrie positive		●			●
HNGU1007ANTR-MM	0,20/0,35	high positive geometry / Géométrie très positive			●		
HNGU1007ANR-ML	0,08/0,35	sharp, high-positive Geometry / Géométrie très positive, arête vive		●		●	

● = P ● = M ● = K ● = N ● = S ○ = H

SPARE PARTS
ACCESSOIRES





SM50-130-R0 (6,0Nm) TX20x90-B

① = Insert screw / Vis de serrage plaquette ② = Torx-Bit / Embout torx

Member IMC Group Ingersoll Cutting Tools

ADAPTION ACC. TO DIN 8030
ATTACHEMENT DIN 8030



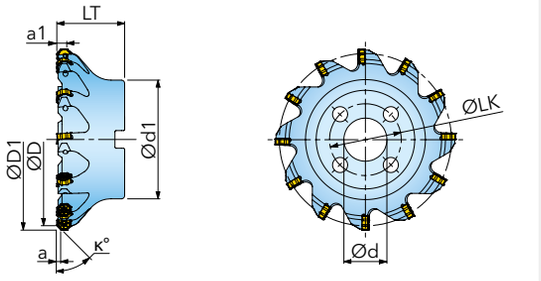

Designation Réf. de l'article	D	D1	d	d1	LT	LK	κ	a	a1	Z	IK	kg
ON6H040R00	40	48,3	16	30	40	-	43	3	8	4	✓	0,17
ON6H050R00	50	58,3	22	45	40	-	43	3	8	4	✓	0,31
ON5H050R00[1)]	50	58,3	22	45	40	-	43	3	8	6	✓	0,32
ON6H063R00	63	71,3	22	55	40	-	43	3	8	6	✓	0,53
ON5H063R00[1)]	63	71,3	22	55	40	-	43	3	8	8	✓	0,55
ON6H080R00	80	88,3	27	70	50	-	43	3	8	7	✓	1,17
ON5H080R00[1)]	80	88,3	27	70	50	-	43	3	8	10	✓	1,25
ON6H100R00	100	108,3	32	85	55	-	43	3	8	8	✓	2,00
ON5H100R00[1)]	100	108,3	32	85	55	-	43	3	8	12	✓	2,16
ON6H125R00	125	133,3	40	100	63	-	43	3	8	10	✓	3,54
ON5H125R00[1)]	125	133,3	40	100	63	-	43	3	8	16	✓	3,70
ON6H160R00	160	168,3	40	110	63	66,7	43	3	8	12		3,62
ON5H160R00[1)]	160	168,3	40	110	63	66,7	43	3	8	20		3,74

[1)] Narrow spacing (only for short chip producing materials) / Pas réduit (pour matières à copeaux courts)

ONCU0505ANTN-HR

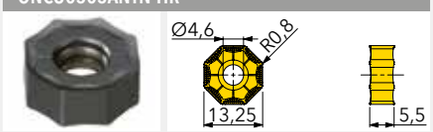

ONCU050520TN

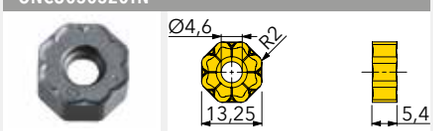

ONCU0505ANEN

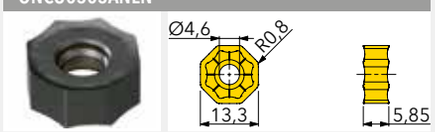

ONCU0505ANFN-P

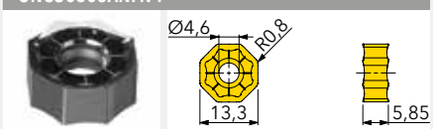

ONCU0505ANN

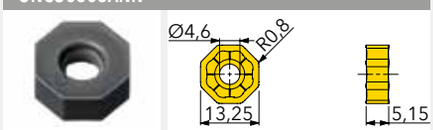

ONCU0505ANTN-W

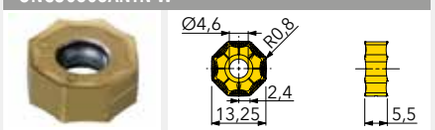

Designation Réf. de l'article	fz(min/max)	Design Conception	Grade Nuance	IN10K	IN2035	IN2504	IN2505	IN4010	IN6537	IN70N
ONCU0505ANTN-HR	0,22/0,40	positive geometry / Géométrie positive			◐	◐	◐		◐	
ONCU050520TN	0,25/0,35	roughing geometry / Géométrie d'ébauche						●		
ONCU0505ANEN	0,08/0,30	high positive geometry / Géométrie hautement positive			◐		◐	●		
ONCU0505ANFN-P	0,05/0,30	non-ferrous geometry, polished / Géo. pour mat. non fer., polie		●						
ONCU0505ANN	0,10/0,18	positve geometry silicon nitride / Géométrie positive céramique								●
ONCU0505ANTN-W	fu max. = 2,4	wiper finishing insert / Plaquette racleuse					◐			

● = P ● = M ● = K ● = N ● = S ○ = H

SPARE PARTS
ACCESSOIRES

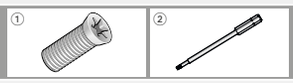

	SM40-100-10 (4,5Nm)	TX15x90-B

① = Insert screw / Vis de serrage plaquette ② = Torx-Bit / Embout torx

ADAPTION ACC. TO DIN 8030
ATTACHEMENT DIN 8030



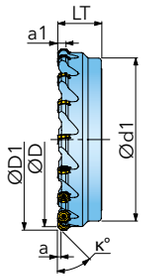

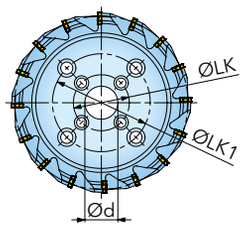

Designation Réf. de l'article	D	D1	d	d1	LT	LK	LK1	κ	a	a1	Z	IK	kg
OP6N063R00	63	76,6	22	55	40	-	-	43	5	14	5	✓	0,55
OP6N080R00	80	93,6	27	70	55	-	-	43	5	14	6	✓	1,37
OP6N100R00	100	113,6	32	85	55	-	-	43	5	14	7	✓	2,16
OP6N125R00	125	138,6	40	100	63	-	-	43	5	14	8	✓	3,87
OP6N160R00	160	173,6	40	130	63	66,7	-	43	5	14	10		5,95

ONCU090612TN-HR

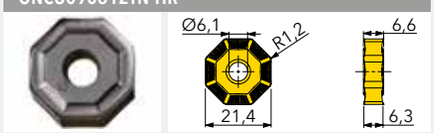

ONCU0906ANTN-HR

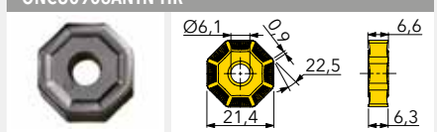

ONCU090630TN

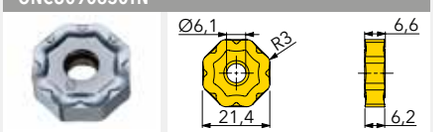

ONCU0906ANFN-WE

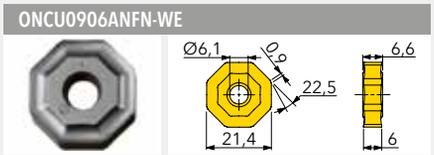

ONCQ0906ANN

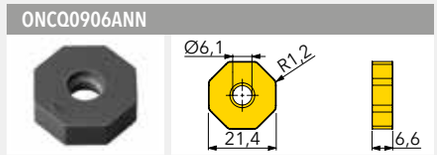

ONCU090612TN-W

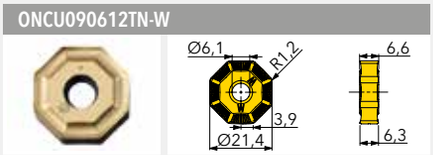

ONCU0906ANTN-W

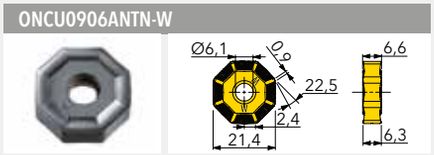

Designation Réf. de l'article	fz(min/max)	Design Conception	Grade Nuance	IN2035	IN2505	IN2510	IN4005	IN4010	IN4030	IN70N
ONCU090612TN-HR	0,30/0,40	positive geometry R1,2 / Géométrie positive R1,2		●			●		●	
ONCU0906ANTN-HR	0,30/0,40	positive geometry / Géométrie positive						●	●	
ONCU090630TN	0,08/0,40	roughing geometry / Géométrie d'ébauche						●	●	
ONCU0906ANFN-WE	0,08/0,40	positive cast iron geometry / Géométrie positive pour fonte							●	
ONCQ0906ANN	0,15/0,30	neutral geometry silicon nitride / Géométrie neutre céramique								●
ONCU090612TN-W	fu max. = 3,9	wiper finishing insert / Plaquette racleuse			●					
ONCU0906ANTN-W	fu max. = 3,8	wiper finishing insert / Plaquette racleuse				◐				

● = P ● = M ● = K ● = N ● = S ○ = H

SPARE PARTS
ACCESSOIRES



	①	②
	SM50-130-R0 (6,0Nm)	TX20x90-B

① = Insert screw / Vis de serrage plaquette ② = Torx-Bit / Embout torx

Member IMC Group Ingersoll Cutting Tools

ADAPTION ACC. TO DIN 8030
ATTACHEMENT DIN 8030



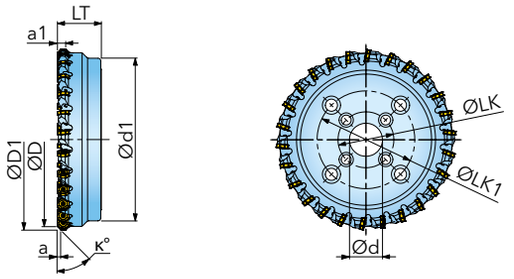

Designation Réf. de l'article	D	D1	d	d1	LT	LK	LK1	κ	a	a1	Z	IK	kg
OP5N080R00	80	93,8	27	70	55	-	-	43	5	14	7	✓	1,42
OP5N100R00	100	113,7	32	85	55	-	-	43	5	14	9	✓	2,15
OP5N125R00	125	138,6	40	100	63	-	-	43	5	14	12	✓	3,87
OP5N160R00	160	173,6	40	130	63	66,7	-	43	5	14	15		6,03
Narrow spacing (only for short chip producing materials) / Pas réduit (pour matières à copeaux courts)													

ONCU090612TN-HR

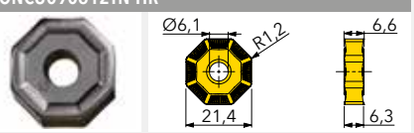

ONCU0906ANTN-HR

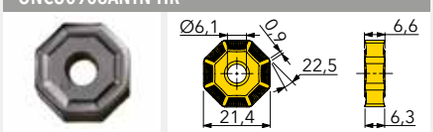

ONCU090630TN

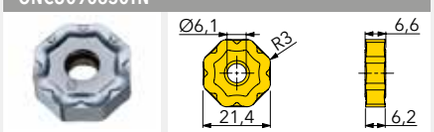

ONCU0906ANFN-WE

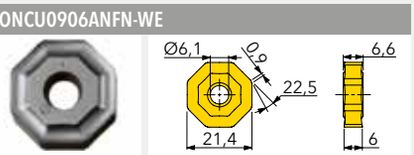

ONCQ0906ANN

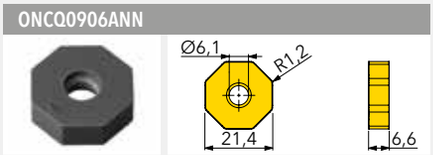

ONCU090612TN-W

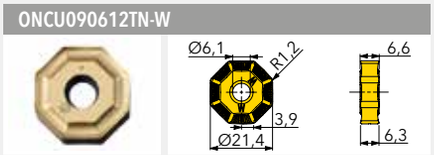

ONCU0906ANTN-W

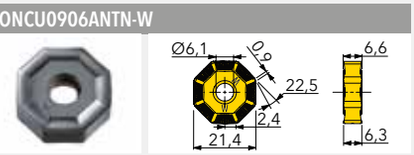

Designation Réf. de l'article	fz(min/max)	Design Conception	Grade Nuance	IN2035	IN2505	IN2510	IN4005	IN4010	IN4030	IN70N
ONCU090612TN-HR	0,30/0,40	positive geometry R1,2 / Géométrie positive R1,2		●			●		●	
ONCU0906ANTN-HR	0,30/0,40	positive geometry / Géométrie positive						●	●	
ONCU090630TN	0,08/0,40	roughing geometry / Géométrie d'ébauche						●	●	
ONCU0906ANFN-WE	0,08/0,40	positive cast iron geometry / Géométrie positive pour fonte							●	
ONCQ0906ANN	0,15/0,30	neutral geometry silicon nitride / Géométrie neutre céramique								●
ONCU090612TN-W	fu max. = 3,9	wiper finishing insert / Plaquette racleuse			●					
ONCU0906ANTN-W	fu max. = 3,8	wiper finishing insert / Plaquette racleuse				●				

● = P ● = M ● = K ● = N ● = S ○ = H

SPARE PARTS
ACCESSOIRES



SM50-130-R0 (6,0Nm) TX20x90-B

① = Insert screw / Vis de serrage plaquette ② = Torx-Bit / Embout torx

Member IMC Group Ingersoll Cutting Tools

ADAPTION ACC. TO DIN 8030
ATTACHEMENT DIN 8030



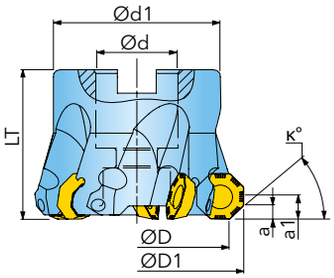

Designation Réf. de l'article	D	D1	d	d1	LT	κ	a	a1	Z		IK	kg
5N6H032R00	33	41,2	16	30	40	43	3,4	8,3	3	8,7	✓	0,14
5N6H040R00	40	48,1	16	30	40	43	3,4	8,3	4	6,4	✓	0,18
5N5H040R00[1)]	40	48,1	16	30	40	43	3,4	8,3	5	6,4	✓	0,15
5N6H050R00	50	58	22	45	40	43	3,4	8,3	5	4,7	✓	0,34
5N5H050R00[1)]	50	58	22	45	40	43	3,4	8,3	6	4,7	✓	0,31
5N6H063R00	63	71	22	55	40	43	3,4	8,3	6	3,4	✓	0,57
5N5H063R00[1)]	63	71	22	55	40	43	3,4	8,3	8	3,4	✓	0,55
5N6H080R00	80	87,9	27	70	50	43	3,4	8,3	7	2,6	✓	1,23
5N5H080R00[1)]	80	87,9	27	70	50	43	3,4	8,3	9	2,6	✓	1,22
5N6H100R00	100	108	32	85	50	43	3,4	8,3	8	2,0	✓	1,91
5N5H100R00[1)]	100	108	32	85	50	43	3,4	8,3	10	2,0	✓	1,82
5N6H125R00	125	133	40	100	63	43	3,4	8,3	9	1,5	✓	3,66
5N5H125R00[1)]	125	133	40	100	63	43	3,4	8,3	11	1,5	✓	3,64

[1)] Narrow spacing (only for short chip producing materials) / Pas réduit (pour matières à copeaux courts)

OFMT05T3AFN-HR



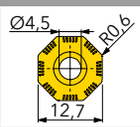

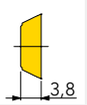

OFCT05T3AFTN-HR



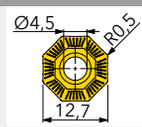

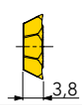

OFCT05T3TN



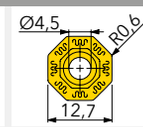

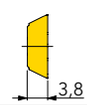

OFMW05T3AFTN



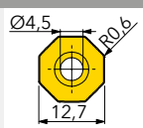

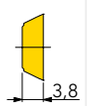

OFCT05T3AFFN-P



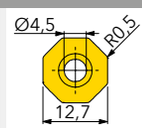

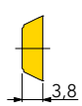

Designation Réf. de l'article	fz(min/max)	Design Conception	Grade Nuance IN10K	IN2035	IN2505	IN2510	IN2530	IN4030
OFMT05T3AFN-HR	0,10/0,25	high-positive geometry / Géométrie positive		◐	◐	◐	◐	
OFCT05T3AFTN-HR	0,18/0,30	positive geometry, ground / Géométrie positive affûtée		◐	◐			
OFCT05T3TN	0,12/0,35	semi-positive geometry / Géométrie semi-positive		◐	◐	◐		
OFMW05T3AFTN	0,20/0,40	neutral geometry, K-land / Géo. neutre avec chan. d'arête			◐	◐		◐
OFCT05T3AFFN-P	0,05/0,30	non-ferrous geometry, polished / Géo. pour mat. non fer., polie	●					

◐ = P ◐ = M ◐ = K ◐ = N ◐ = S ○ = H

SPARE PARTS
ACCESSOIRES





	SM40-100-R0 (4,5Nm)	TX15x90-B

① = Insert screw / Vis de serrage plaquette ② = Torx-Bit / Embout torx

Member IMC Group Ingersoll Cutting Tools

ADAPTION ACC. TO DIN 8030
ATTACHEMENT DIN 8030



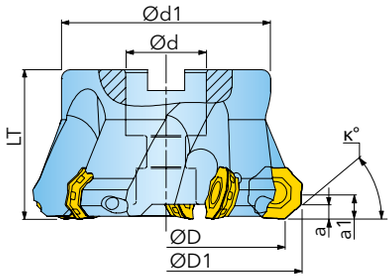

Designation Réf. de l'article	D	D1	d	d1	LT	κ	a	a1	Z			kg
5N6L050R00	50	62	22	45	50	41	4,8	11,8	3	7,1	✓	0,41
5N5L050R00[1)]	50	62	22	45	50	41	4,8	11,8	4	7,1	✓	0,38
5N6L063R00	63	75	22	55	40	41	4,8	11,8	4	5,1	✓	0,51
5N5L063R00[1)]	63	75	22	55	40	41	4,8	11,8	5	5,1	✓	0,50
5N6L080R00	80	92	27	70	50	41	4,8	11,8	5	3,7	✓	1,22
5N5L080R00[1)]	80	92	27	70	50	41	4,8	11,8	7	3,7	✓	1,17
5N6L100R00	100	112	32	85	50	41	4,8	11,8	6	2,8	✓	1,82
5N5L100R00[1)]	100	112	32	85	50	41	4,8	11,8	8	2,8	✓	1,74
5N6L125R00	125	137	40	100	63	41	4,8	11,8	8	2,2	✓	3,58
5N5L125R00[1)]	125	137	40	90	63	41	4,8	11,8	9	2,2	✓	3,40
5N6L160R00	160	172	40	100	63	41	4,8	11,8	10	1,6		5,28
5N5L160R00[1)]	160	172	40	90	63	41	4,8	11,8	11	1,6		5,12

[1)] Narrow spacing (only for short chip producing materials) / Pas réduit (pour matières à copeaux courts)

OFMT0705AFR-HR

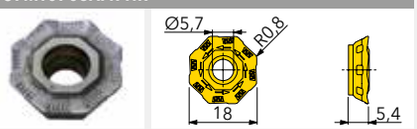

OFCT0705AFTN-HR

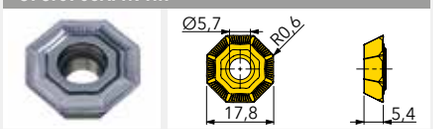

OFMT0705AFTN

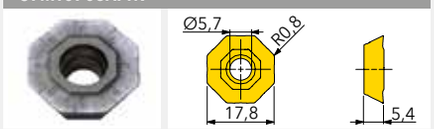

OFMW0705AFTN

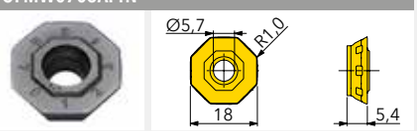

OFCT0705AFFN-P

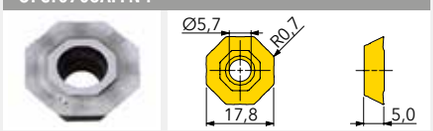

OFCT0705AFFR-W

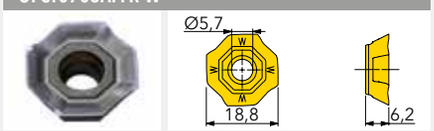

Designation Réf. de l'article	fz(min/max)	Design Conception	Grade Nuance	IN05S	IN2035	IN2505	IN4005	IN4030	IN6535
OFMT0705AFR-HR	0,15/0,30	high-positive geometry / Géométrie positive						●	
OFCT0705AFTN-HR	0,18/0,35	positive geometry, ground / Géométrie positive			○		○		○
OFMT0705AFTN	0,15/0,30	semi-positive geometry / Géométrie semi-positive					○		
OFMW0705AFTN	0,25/0,50	neutral geometry, K-land / Géo. neutre avec chan. d'arête					○	●	
OFCT0705AFFN-P	0,05/0,30	positive non-ferrous geometry, polished / Géo. pos. pour mat. non fer., polie		●					
OFCT0705AFFR-W	0,15/0,30	wiper finishing insert / Plaquette racleuse				●			

● = P ○ = M ● = K ● = N ● = S ○ = H

SPARE PARTS
ACCESSOIRES

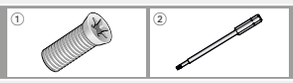

	SM50-130-R0 (6,0Nm)	TX20x90-B

① = Insert screw / Vis de serrage plaquette ② = Torx-Bit / Embout torx

SCREW-IN TYPE ADAPTION
ATTACHEMENT FILETÉ



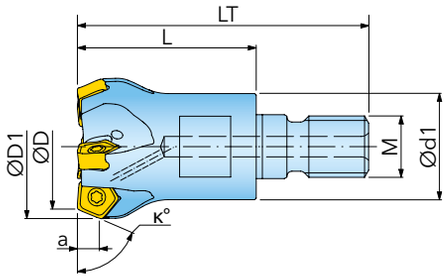

Designation Réf. de l'article	D	D1	d1	LT	L	κ	a	M	Z	IK	kg
1DM1E016030X6R00[1)]	16	19,9	18	49,8	30	66	3,8	M10	3	✓	0,05
1DM1E020035X7R00[1)]	20	23,9	21	57	35	66	3,8	M12	4	✓	0,09
1DM1E025035X7R00[1)]	25	28,9	21	57	35	66	3,8	M12	5	✓	0,10
1DM1E032043X8R00[1)]	32	35,9	29	67	43	66	3,8	M16	6	✓	0,23
1DM1E040043X8R00[1)]	40	43,9	29	67	43	66	3,8	M16	8	✓	0,27

[1)] Narrow spacing / Pas réduit

PNMU0503GNTR



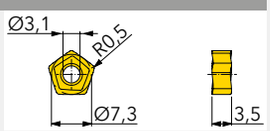

PNCU0503GNFR-P



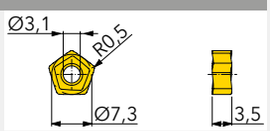

Designation Réf. de l'article	fz(min/max)	Design Conception	Grade Nuance	IN10K	IN2035	IN2505	IN2530
PNMU0503GNTR	0,10/0,30	positive geometry / Géométrie positive			◐	◔	◔
PNCU0503GNFR-P	0,05/0,35	non-ferrous geometry / Géo. pour mat. non fer.		●			

● = P ● = M ● = K ● = N ● = S ○ = H

SPARE PARTS
ACCESSOIRES





	SM25-064-00 (1,1Nm)	TX08x90-B

① = Insert screw / Vis de serrage plaquette ② = Torx-Bit / Embout torx

Member IMC Group Ingersoll Cutting Tools

ADAPTION ACC. TO DIN 8030
ATTACHEMENT DIN 8030



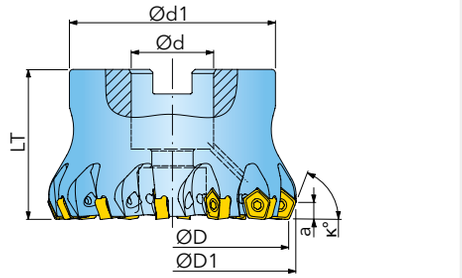

Designation Réf. de l'article	D	D1	d	d1	LT	κ	a	Z		kg
DM6E032R00	32	35,9	16	30	40	66	3,8	4	✓	0,15
DM5E032R00[1)]	32	35,9	16	30	40	66	3,8	6	✓	0,14
DM6E040R00	40	43,9	16	30	40	66	3,8	5	✓	0,18
DM5E040R00[1)]	40	43,9	16	30	40	66	3,8	8	✓	0,19
DM6E050R00	50	53,9	22	45	40	66	3,8	6	✓	0,38
DM5E050R00[1)]	50	53,9	22	45	40	66	3,8	9	✓	0,36
DM6E063R00	63	66,9	22	55	40	66	3,8	7	✓	0,63
DM5E063R00[1)]	63	66,9	22	55	40	66	3,8	11	✓	0,62
DM6E080R00	80	83,9	27	70	50	66	3,8	9	✓	1,30
DM5E080R00[1)]	80	83,9	27	70	50	66	3,8	13	✓	1,31

[1)] Narrow spacing / Pas réduit

PNMU0503GNTR



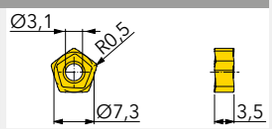

PNCU0503GNFR-P



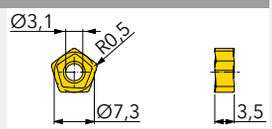

Designation Réf. de l'article	fz(min/max)	Design Conception	Grade Nuance	IN10K	IN2035	IN2505	IN2530
PNMU0503GNTR	0,10/0,30	positive geometry / Géométrie positive			◐	◔	◔
PNCU0503GNFR-P	0,05/0,35	non-ferrous geometry / Géo. pour mat. non fer.		●			

● = P ○ = M ● = K ● = N ● = S ○ = H

SPARE PARTS
ACCESSOIRES



	SM25-064-00 (1,1Nm)	TX08x90-B

① = Insert screw / Vis de serrage plaquette ② = Torx-Bit / Embout torx

ADAPTION ACC. TO DIN 8030
ATTACHEMENT DIN 8030



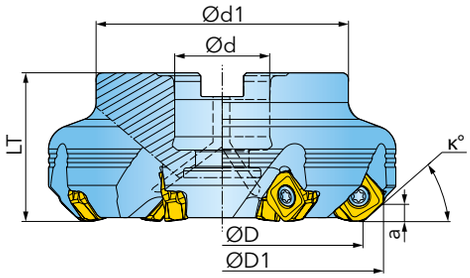

Designation Réf. de l'article	D	D1	d	d1	LT	LK	κ	a	Z	IK	kg
DN6G040R00	40	51	16	38	40	-	45	4,2	4	✓	0,4
DN5G040R00	40	51	16	38	40	-	45	4,2	6	✓	0,4
DN6G050R00	50	61	22	45	40	-	45	4,2	6	✓	0,5
DN5G050R00	50	61	22	45	40	-	45	4,2	8	✓	0,5
DN6G063R00	63	74	22	47	50	-	45	4,2	7	✓	1,0
DN5G063R00	63	74	22	47	50	-	45	4,2	10	✓	1,0
DN6G080R00	80	91	27	70	50	-	45	4,2	8	✓	1,6
DN5G080R00	80	91	27	70	50	-	45	4,2	12	✓	1,6
DN6G100R00	100	111	32	85	50	-	45	4,2	9	✓	2,4
DN5G100R00	100	111	32	85	50	-	45	4,2	14	✓	2,5
DN6G125R00	125	136	40	85	63	-	45	4,2	12	✓	4,0
DN5G125R00	125	136	40	85	63	-	45	4,2	18	✓	4,1
DN6G160R00	160	171	40	110	63	66,1	45	4,2	16		5,6
DN5G160R00	160	171	40	110	63	66,1	45	4,2	24		5,6

SQGU1105ANR-M



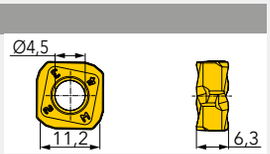

Designation Réf. de l'article	fz(min/max)	Design Conception	Grade Nuance	IN2505	IN2510	IN6537
SQGU1105ANR-M [1)]	0,20/1,50	positive Geometry / Géométrie positive R0,8				

[1)] * Cutting information is responsible to used Cutter! / Les paramètres de coupe varient en fonction du type de fraise.

= P = M = K = N = S = H

SPARE PARTS
ACCESSOIRES





SM40-115-00 (4,5Nm) TX15x90-B

① = Clamp screw / Vis de serrage ② = Torx-Bit / Embout torx

Member IMC Group Ingersoll Cutting Tools

ADAPTION ACC. TO DIN 8030
ATTACHEMENT DIN 8030



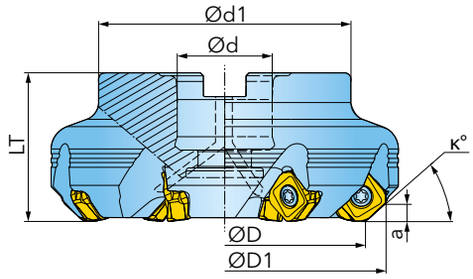

Designation Réf. de l'article	D	D1	d	d1	LT	LK	κ	a	Z		kg
DN6K050R00	50	65,5	22	45	40	-	45	6,0	4	✓	0,6
DN5K050R00	50	65,5	22	45	40	-	45	6,0	6	✓	0,6
DN6K063R00	63	78,5	22	47	50	-	45	6,0	6	✓	1,1
DN5K063R00	63	78,5	22	47	50	-	45	6,0	8	✓	1,0
DN6K080R00	80	95,5	27	70	50	-	45	6,0	7	✓	1,7
DN5K080R00	80	95,5	27	70	50	-	45	6,0	10	✓	1,7
DN6K100R00	100	115,5	32	85	50	-	45	6,0	8	✓	2,6
DN5K100R00	100	115,5	32	85	50	-	45	6,0	12	✓	2,5
DN6K125R00	125	140,5	40	85	63	-	45	6,0	10	✓	4,4
DN5K125R00	125	140,5	40	85	63	-	45	6,0	16	✓	4,3
DN6K160R00	160	175,5	40	110	63	66,7	45	6,0	12		5,9
DN5K160R00	160	175,5	40	110	63	66,7	45	6,0	20		5,9
DN6K200R00	200	215,5	60	130	63	101,6	45	6,0	18		8,4
DN5K200R00	200	215,5	60	130	63	101,6	45	6,0	26		8,3

SQGU1406ANR-M



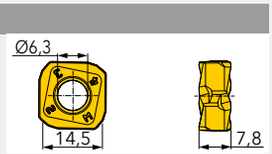

Designation Réf. de l'article	fz(min/max)	Design Conception	Grade Nuance	IN2505	IN2510	IN6537
SQGU1406ANR-M [1]	0,25/2,30	positive Geometry / Géométrie positive R0,8				

[1] * Cutting information is responsible to used Cutter! / Les paramètres de coupe varient en fonction du type de fraise.

● = P ● = M ● = K ● = N ● = S ○ = H

SPARE PARTS
ACCESSOIRES



	TS 50C130I/HG (6,0Nm)	TX20x90-B

① = Clamp screw / Vis de serrage ② = Torx-Bit / Embout torx

Member IMC Group Ingersoll Cutting Tools

ADAPTION ACC. TO DIN 8030
ATTACHEMENT DIN 8030

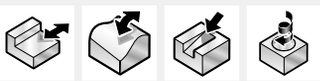



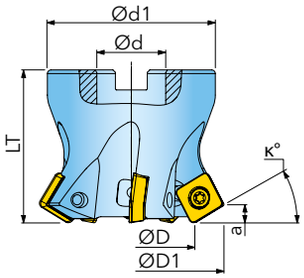

Designation Réf. de l'article	D	D1	d	d1	LT	κ	a	Z	IK	kg
5M6P050R30	30,1	50	22	45	50	30	4,9	4	✓	0,30
5M5P050R30[1)]	30,1	50	22	45	50	30	4,9	5	✓	0,30
5M6P063R30	43,1	63	22	55	50	30	4,9	5	✓	0,50
5M5P063R30[1)]	43,1	63	22	55	50	30	4,9	6	✓	0,50
5M6P080R30	60,1	80	27	70	50	30	4,9	6	✓	1,00
5M5P080R30[1)]	60,1	80	27	70	50	30	4,9	7	✓	1,00
5M6P100R30	80,1	100	32	85	55	30	4,9	7	✓	1,80
5M5P100R30[1)]	80,1	100	32	85	55	30	4,9	9	✓	1,80

*** fz-values see manual „Cutting Data for Milling & Boring Tools" / * Valeurs fz voir le manuel "Données de coupe de fraisage et perçage" (Chapitre G_Quad)**

[1)] Narrow spacing (only for short chip producing materials) / Pas réduit (pour matières à copeaux courts)

SDMS130516R-PP



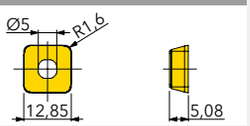

Designation Réf. de l'article	fz(min/max)	Design Conception	Grade Nuance	IN4005	IN4030	IN4036
SDMS130516R-PP	0,10/0,60	positive geometry, sharp R1,6 / Géométrie positive, vive R1,6				

● = P ● = M ● = K ● = N ● = S ○ = H

SPARE PARTS
ACCESSOIRES





SM40-100-R0 (4,5Nm) DS-A00T

① = Insert screw / Vis de serrage plaquette ② = Screw driver / Tournevis

Member IMC Group Ingersoll Cutting Tools

ADAPTION ACC. TO DIN 8030
ATTACHEMENT DIN 8030



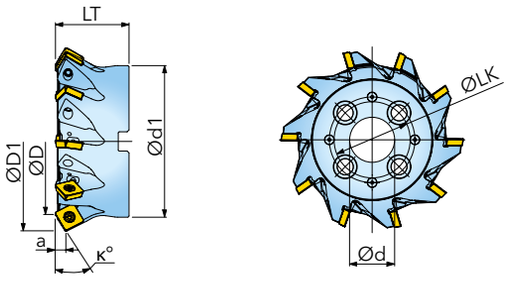

Designation Réf. de l'article	D	D1	d	d1	LT	LK	κ	a	Z		kg
5G5M080R30	51,7	80	27	70	55	-	30	7,8	6	✓	0,90
5G5M100R30	71,7	100	32	85	55	-	30	7,8	7	✓	1,50
5G5M125R30	96,7	125	40	100	63	-	30	7,8	8	✓	2,70
5G5M160R30	131,7	160	40	130	63	66,7	30	7,8	10	✓	4,40

*** fz-values see manual „Cutting Data for Milling & Boring Tools" / * Valeurs fz voir le manuel "Données de coupe de fraisage et perçage" (Chapitre G_Quad)**

SDMS1906ZPR-PP

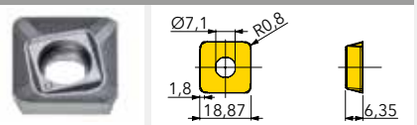

Designation Réf. de l'article	fz(min/max)	Design Conception	Grade Nuance	IN4030	IN4035
SDMS1906ZPR-PP	0,20/0,80	positive geometry / Géométrie positive		●	●

● = P ● = M ● = K ● = N ● = S ○ = H

SPARE PARTS ACCESSOIRES

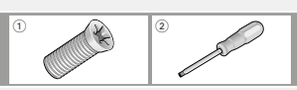

SM60-135-R0 (8,0Nm) DS-T25S

① = Insert screw / Vis de serrage plaquette ② = Screw driver / Tournevis

Member IMC Group Ingersoll Cutting Tools

ADAPTION ACC. TO DIN 8030
ATTACHEMENT DIN 8030



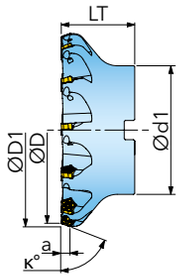

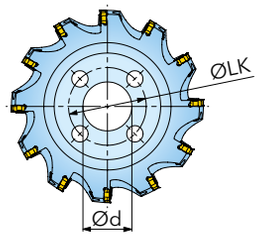

Designation Réf. de l'article	D	D1	d	d1	LT	LK	κ	a	Z	IK	kg
DM6G040R00	40	45,4	16	30	40	-	70	6	4	✓	0,18
DM5G050R00[1)]	50	55,4	22	45	40	-	70	6	6	✓	0,34
DM6G050R00	50	55,4	22	45	40	-	70	6	4	✓	0,32
DM5G063R00[1)]	63	68,4	22	55	40	-	70	6	8	✓	0,58
DM6G063R00	63	68,4	22	55	40	-	70	6	6	✓	0,58
DM5G080R00[1)]	80	85,4	27	70	50	-	70	6	10	✓	1,31
DM6G080R00	80	85,4	27	70	50	-	70	6	7	✓	1,30
DM5G100R00[1)]	100	105,4	32	85	50	-	70	6	12	✓	2,00
DM6G100R00	100	105,4	32	85	50	-	70	6	8	✓	1,97
DM5G125R00[1)]	125	130,4	40	100	63	-	70	6	16	✓	3,84
DM6G125R00	125	130,4	40	100	63	-	70	6	10	✓	3,82

[1)] Narrow spacing (only for short chip producing materials) / Pas réduit (pour matières à copeaux courts)

PNCU0805GNTR



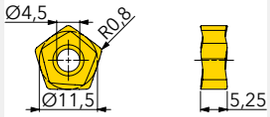

PNCU0805GNFR-HS



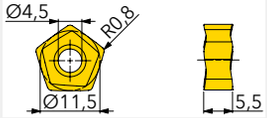

PNCQ0804GNTN



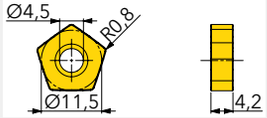

PNCU0805GNFR-P



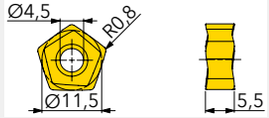

PNCU0805GNR



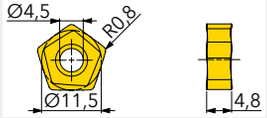

PNCU0805GNTR-W



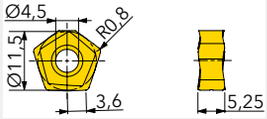

Designation Réf. de l'article	fz(min/max)	Design Conception	Grade Nuance	IN05S	IN2035	IN2505	IN4005	IN4015	IN6537	IN70N
PNCU0805GNTR	0,20/0,40	positive geometry / Géométrie positive				●	●	●	●	
PNCU0805GNFR-HS	0,08/0,30	high positive geometry / Géométrie hautement positive			●	●				
PNCQ0804GNTN	0,20/0,40	neutral geometry, K-land / Géométrie neutre					●			
PNCU0805GNFR-P	0,05/0,40	positive non-ferrous geometry, polished / Géo. pour mat. non fer., polie		●						
PNCU0805GNR	0,10/0,18	positve geometry silicon nitride / Géométrie positive céramique								●
PNCU0805GNTR-W	0,20/0,40	wiper insert / Plaquette racleuse				●				

● = P ● = M ● = K ● = N ● = S ○ = H

SPARE PARTS ACCESSOIRES



	SM40-100-10 (4,5Nm)	TX15x90-B

① = Insert screw / Vis de serrage plaquette ② = Torx-Bit / Embout torx

SLOT MILLS / FRAISES DISQUES

	D	b	Description	Code / Série	Page
	40 - 63	1,6 - 3,1	TCLAMP Slot Mill TSC...PA Fraise-disque 3 tailles TSC...PA	TSC...PA	154
	75 - 125	1,6 - 2,2	TCLAMP Slot Mill TSC Fraise-disque 3 tailles TSC	TSC	155
	100 - 160	2,4 - 4,1	TCLAMP Slot Mill TSC for Flange Drive Fraise-disque 3 tailles TSC à rainure de clavette	TSC	156
	80 - 160	2 - 3	WINCUT Slot Mill SSC Fraise-disque 3 tailles SSC	SSC	157
	63 - 160	4 - 14/15	SLOTMAX Slot Mill 38L5...F Fraise-disque 3 tailles 38L5...F	38L5...F	158
	63 - 200	10 - 14	HIPOSQUAD Slot Mill 35J6E...F Fraise-disque 3 tailles 35J6E...F	35J6E...F	160
	50	3 - 6	GOLDSLOT Slot Mill 3VJ5V...X Fraise-disque 3 tailles 3VJ5V...X	3VJ5V...X	162
	63 - 160	3 - 6	GOLDSLOT Slot Mill 3VJ5V..F 3-6 mm cutting width Fraise-disque 3 tailles 3VJ5V..F largeur de coupe 3-6 mm	3VJ5V..F / 3-6 mm	164
	63 - 160	7 - 10	GOLDSLOT Slot Mill 3VJ5V..F 7-10 mm cutting width Fraise-disque 3 tailles 3VJ5V..F largeur de coupe 7-10 mm	3VJ5V..F / 7-10 mm	166

Subject to printing error or technical changes. / Sous réserve d'erreurs d'impression ou de modifications techniques.

	D	b	Description	Code / Série	Page

Subject to printing error or technical changes. / Sous réserve d'erreurs d'impression ou de modifications techniques.

MODULAR TRILINK
ATTACHEMENT MODULAIRE TRILINK





ADAPTION ACC. TO DIN 138
ATTACHEMENT DIN 138



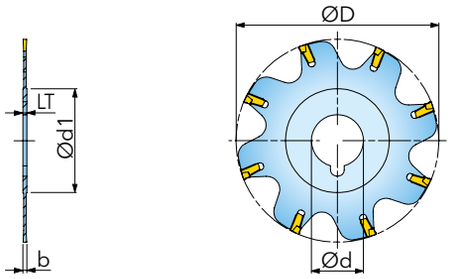

Designation Réf. de l'article	D	d	d1	LT	b	n max.	Z	Insert-S	kg	Related Insert Plaquette préconisée
TSC 75 1.6 22A	75	22	39	2,4	1,6	1060	8	1	0,03	A
TSC 75 2 22A	75	22	39	2,4	2,2	1060	8	2	0,04	BC
TSC 100 1.6 22A	100	22	39	2,4	1,6	800	10	1	0,06	A
TSC 100 2 22A	100	22	39	2,4	2,2	800	10	2	0,08	BC
TSC 125 1.6 27A	125	27	64	2,4	1,6	640	12	1	0,11	A
TSC 125 2 27A	125	27	64	2,4	2,2	640	12	2	0,15	BC

A TIMC 1.6

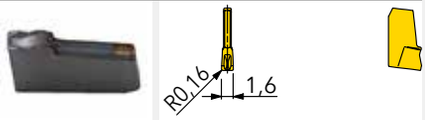

B TIMC 2

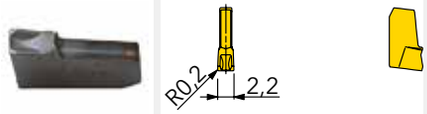

C TIMC 2.4

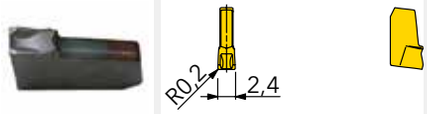

Designation Réf. de l'article	fz(min/max)	Design Conception	Grade Nuance	TT9030
TIMC 1.6	0,04/0,12	positive geometry R0,15 / Géométrie positive R0,15		
TIMC 2	0,05/0,13	positive geometry R0,2 / Géométrie positive R0,2		
TIMC 2.4	0,05/0,15	positive geometry R0,2 / Géométrie positive R0,2		

● = P ● = M ● = K ● = N ● = S ○ = H

SPARE PARTS
ACCESSOIRES

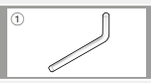

ESG 0.5

① = Ejector / Extracteur

SLOT MILL TSC FOR FLANGE DRIVE
FRAISE-DISQUE 3 TAILLES TSC À RAINURE DE CLAVETTE

ADAPTION ACC. TO DIN 138
ATTACHEMENT DIN 138



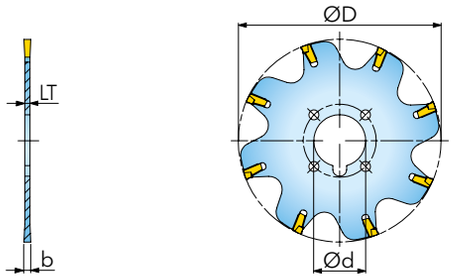

Designation Réf. de l'article	D	d	LT	b	n max.	Z	Insert-S	kg	Related Insert Plaquette préconisée
TSC 100 2.4 22K	100	22	1,9	2,4	800	10	2	0,09	A B
TSC 100 3 22K	100	22	2,4	3,1	800	6	4	0,10	C D
TSC 100 4 22K	100	22	3,2	4,1	800	6	4	0,12	C D
TSC 125 2.4 32K	125	32	1,9	2,4	640	12	2	0,14	A B
TSC 125 3 32K	125	32	2,4	3,1	640	8	4	0,15	C D
TSC 125 4 32K	125	32	3,2	4,1	640	8	4	0,20	C D
TSC 160 2.4 32K	160	32	1,9	2,4	500	16	2	0,25	A B
TSC 160 3 40K	160	40	2,4	3,1	500	10	4	0,27	C D
TSC 160 4 40K	160	40	3,2	4,1	500	10	4	0,35	C D

Spigot set has to be ordered separately. / Ensemble d'entraînement non inclus - à commander séparément.

A TIMC 2



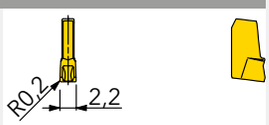

B TIMC 2.4



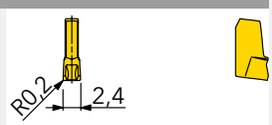

C TIMC 3



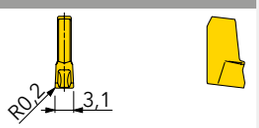

D TIMC 4



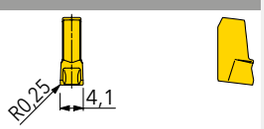

Designation Réf. de l'article	fz(min/max)	Design Conception	Grade Nuance	TT9030
TIMC 2	0,05/0,13	positive geometry R0,2 / Géométrie positive R0,2		
TIMC 2.4	0,05/0,15	positive geometry R0,2 / Géométrie positive R0,2		
TIMC 3	0,06/0,18	positive geometry R0,2 / Géométrie positive R0,2		
TIMC 4	0,08/0,20	positive geometry R0,25 / Géométrie positive R0,25		

= P = M = K = N = S = H

SPARE PARTS
ACCESSOIRES



Cutting Width / Largeurs de coupe

2,4	ESG 0.5
3,1 - 4,1	ESG 1

① = Ejector / Extracteur

Member IMC Group Ingersoll Cutting Tools

ADAPTION ACC. TO DIN 138
ATTACHEMENT DIN 138



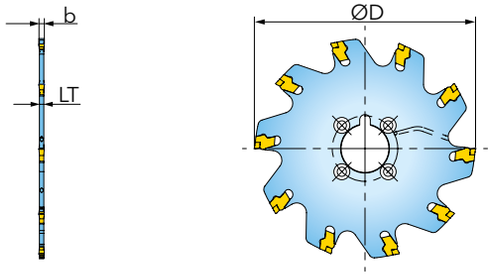

Designation Réf. de l'article	D	d	LT	a	b	Z	Insert-S	IK	kg	Related Insert Plaquette préconisée
SSC 80 2 22KR00-TB	80	22	1,7	7	2	8	2	✓	0,04	AB
SSC 80 3 22KR00-TB	80	22	2,5	7	3	7	3	✓	0,05	CD
SSC 100 2 22KR00-TB	100	22	1,7	7	2	10	2	✓	0,06	AB
SSC 100 3 22KR00-TB	100	22	2,5	7	3	8	3	✓	0,09	CD
SSC 125 2 27KR00-TB	125	27	1,7	7	2	12	2	✓	1,10	AB
SSC 125 3 27KR00-TB	125	27	2,5	7	3	10	3	✓	1,58	CD
SSC 160 2 32KR00-TB	160	32	1,8	7	2	14	2	✓	1,99	AB
SSC 160 3 32KR00-TB	160	32	2,5	7	3	12	3	✓	2,74	CD

A SFC 2

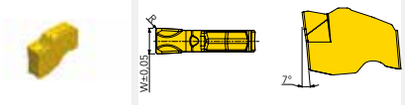

B SFJ 2

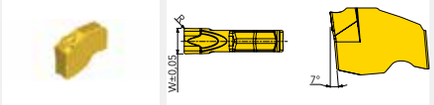

C SFC 3

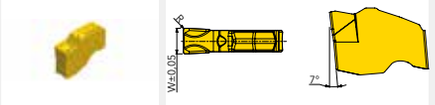

D SFJ 3

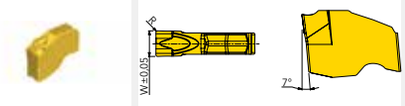

Designation Réf. de l'article	fz(min/max)	Design Conception	Grade Nuance	TT9080	TT8020
SFC 2	0,08/0,20	Single ended inserts / Plaquettes simple coupe			
SFJ 2	0,05/0,15	Single ended inserts / Plaquettes simple coupe			
SFC 3	0,10/0,25	Single ended inserts / Plaquettes simple coupe			
SFJ 3	0,08/0,20	Single ended inserts / Plaquettes simple coupe			

● = P ● = M ● = K ● = N ● = S ○ = H

SPARE PARTS
ACCESSOIRES

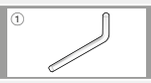

ESG 1

① = Ejector / Extracteur

ADAPTION ACC. TO DIN 8030
ATTACHEMENT DIN 8030



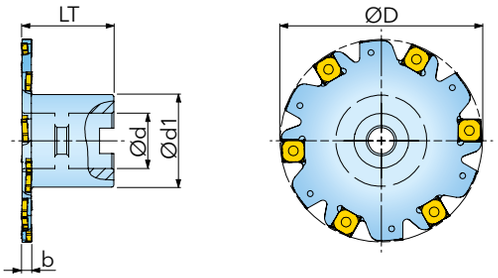

Designation Réf. de l'article	D	d	d1	LT	b	Z	Zeff	kg	Related Insert Plaquette préconisée
38L5G063004F0R00	63	16	30	32	4	8	4	0,17	A
38L5G063005F0R00	63	16	30	32	5	8	4	0,18	B
38L5H063006F0R00	63	16	30	32	6	6	3	0,18	C
38L5H063007F0R00	63	16	30	32/32,5	7/8	6	3	0,20	DE
38L5H063009F0R00	63	16	30	32	9	6	3	0,21	F
38L5H063010F0R00	63	16	30	32	10	6	3	0,22	F
38L5H063012F0R00	63	16	30	32/32,5	12/13	6	3	0,22	GH
38L5H063014F0R00	63	16	30	32/32,5	14/15	6	3	0,24	HI
38L5G080004F1R00	80	22	38	40	4	10	5	0,33	A
38L5G080005F1R00	80	22	38	40	5	10	5	0,35	B
38L5H080006F1R00	80	22	38	40	6	8	4	0,36	C
38L5H080007F1R00	80	22	38	40/40,5	7/8	8	4	0,37	DE
38L5H080009F1R00	80	22	38	40	9	8	4	0,38	F
38L5H080010F1R00	80	22	38	40	10	8	4	0,40	F
38L5H080012F1R00	80	22	38	40/40,5	12/13	8	4	0,42	GH
38L5H080014F1R00	80	22	38	40/40,5	14/15	8	4	0,46	HI
38L5G100004F2R00	100	27	45	45	4	12	6	0,52	A
38L5G100005F2R00	100	27	45	45	5	12	6	0,56	B
38L5H100006F2R00	100	27	45	45	6	10	5	0,57	C
38L5H100007F2R00	100	27	45	45/45,5	7/8	10	5	0,61	DE
38L5H100009F2R00	100	27	45	45	9	10	5	0,62	F
38L5H100010F2R00	100	27	45	45	10	10	5	0,66	F
38L5H100012F2R00	100	27	45	45/45,5	12/13	10	5	0,72	GH
38L5H100014F2R00	100	27	45	45/45,5	14/15	10	5	0,79	HI
38L5G125004F3R00	125	32	58	50	4	14	7	0,99	A
38L5G125005F3R00	125	32	58	50	5	14	7	1,05	B
38L5H125006F3R00	125	32	58	50	6	12	6	1,08	C
38L5H125007F1R00	125	22	38	40/40,5	7/8	12	6	0,64	DE
38L5H125007F3R00	125	32	58	50/50,5	7/8	12	6	1,13	DE
38L5H125009F3R00	125	32	58	50	9	12	6	1,15	F
38L5H125010F3R00	125	32	58	50	10	12	6	1,21	F
38L5H125012F3R00	125	32	58	50/50,5	12/13	12	6	1,30	GH
38L5H125014F3R00	125	32	58	50/50,5	14/15	12	6	1,43	HI
38L5H140007F1R00	140	22	38	40	7/8	12	6	0,89	DE
38L5H160006F4R00	160	40	70	60	6	16	8	1,89	C
38L5H160007F4R00	160	40	70	60/60,5	7/8	16	8	1,99	DE
38L5H160009F4R00	160	40	70	60	9	16	8	2,01	F
38L5H160010F4R00	160	40	70	60	10	16	8	2,12	F
38L5H160012F4R00	160	40	70	60/60,5	12/13	16	8	2,30	GH
38L5H160014F4R00	160	40	70	60/60,5	14/15	16	8	2,50	HI

A SDE-31-201

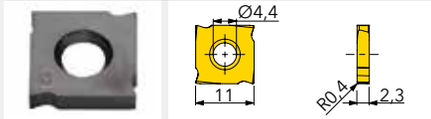

B SDE-31-202



C SDE-42-201

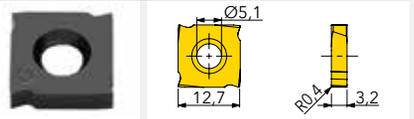

D SDE-42-203

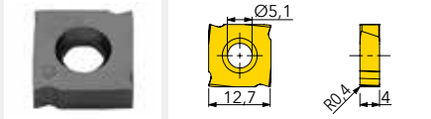

E SDE-42-202

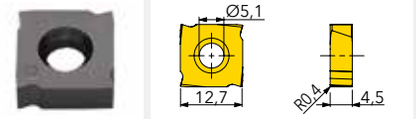

F SDE-43-201

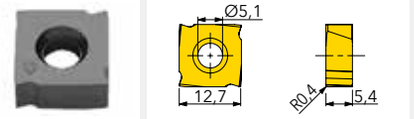

G SDE-44-201

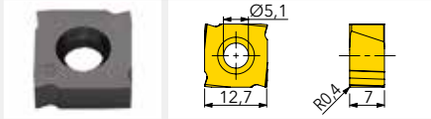

H SDE-44-202

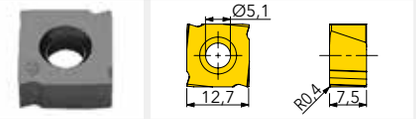

I SDE-45-201

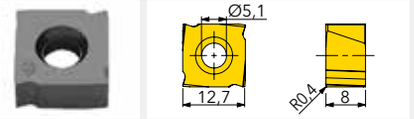

Designation Réf. de l'article	fz(min/max)	Design Conception	Grade Nuance	IN4030
SDE-31-201	0,15/0,20	positive geometry / Géométrie positive		
SDE-31-202	0,15/0,20	positive geometry / Géométrie positive		
SDE-42-201	0,15/0,20	positive geometry / Géométrie positive		
SDE-42-203	0,15/0,20	positive geometry / Géométrie positive		
SDE-42-202	0,15/0,20	positive geometry / Géométrie positive		
SDE-43-201	0,15/0,20	positive geometry / Géométrie positive		
SDE-44-201	0,15/0,20	positive geometry / Géométrie positive		
SDE-44-202	0,15/0,20	positive geometry / Géométrie positive		
SDE-45-201	0,15/0,20	positive geometry / Géométrie positive		

● = P ● = M ● = K ● = N ● = S ○ = H

SPARE PARTS ACCESSOIRES





Cutting Width / Largeurs de coupe

4	SM35-034-50 (2,0Nm)	TX09x90-B
5	SM35-042-50 (2,0Nm)	TX09x90-B
6	SM40-050-50 (4,5Nm)	TX15x90-B
7/8	SM40-060-50 (4,5Nm)	TX15x90-B
9 - 10	SM40-080-50 (4,5Nm)	TX15x90-B
12/13 - 14/15	SM40-106-50 (4,5Nm)	TX15x90-B

① = Insert screw / Vis de serrage plaquette ② = Torx-Bit / Embout torx

ADAPTION ACC. TO DIN 8030
ATTACHEMENT DIN 8030



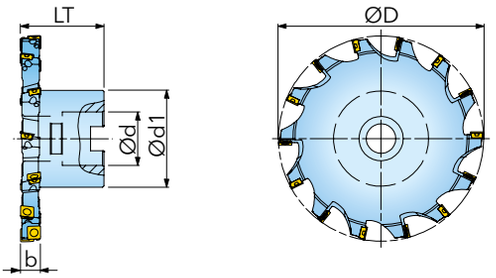

Designation Réf. de l'article	D	d	d1	LT	b	Z	Zeff	kg
35J6E063010F0R00	63	16	30	32	10	8	4	0,20
35J6E063012F0R00	63	16	30	32	12	8	4	0,22
35J6E063014F0R00	63	16	30	32	14	8	4	0,24
35J6E080010F1R00	80	22	40	40	10	10	5	0,41
35J6E080012F1R00	80	22	40	40	12	10	5	0,44
35J6E080014F1R00	80	22	40	40	14	10	5	0,48
35J6E100010F2R00	100	27	45	45	10	12	6	0,68
35J6E100012F2R00	100	27	45	45	12	12	6	0,75
35J6E100014F2R00	100	27	45	45	14	12	6	0,80
35J6E125010F3R00	125	32	58	50	10	14	7	1,21
35J6E125012F3R00	125	32	58	50	12	14	7	1,30
35J6E125014F3R00	125	32	58	50	14	14	7	1,40
35J6E160010F4R00	160	40	70	60	10	16	8	2,10
35J6E160012F4R00	160	40	70	60	12	16	8	2,29
35J6E160014F4R00	160	40	70	60	14	16	8	2,52
35J6E200010F4R00	200	40	70	60	10	18	9	2,70
35J6E200012F4R00	200	40	70	60	12	18	9	3,03
35J6E200014F4R00	200	40	70	60	14	18	9	3,35

SDMT080305N	SDMW080305TN	SDCT080305FN-P
 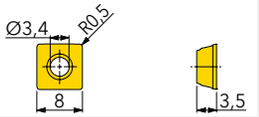	 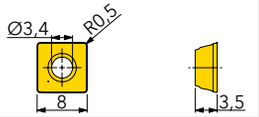	 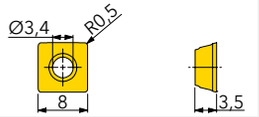

Designation Réf. de l'article	fz(min/max)	Design Conception	Grade Nuance	IN05S	IN2505	IN4030					
SDMT080305N	0,13/0,17	positive geometry R0,5 / Géométrie positive R0,5			◔	◔					
SDMW080305TN	0,13/0,20	neutral geometry, K-land R0,5 / Géo. neutre avec chan. d'arête R0,5				◔					
SDCT080305FN-P	0,05/0,20	non-ferrous geometry, polished R0,5 / Géo. pour mat. non fer., polie R0,5		●							

● = P ● = M ● = K ● = N ● = S ○ = H

SPARE PARTS ACCESSOIRES	①	②
	SM30-065-00 (2,0Nm)	TX09x90-B

① = Insert screw / Vis de serrage plaquette ② = Torx-Bit / Embout torx

SCREW-IN TYPE ADAPTION
ATTACHEMENT FILETÉ



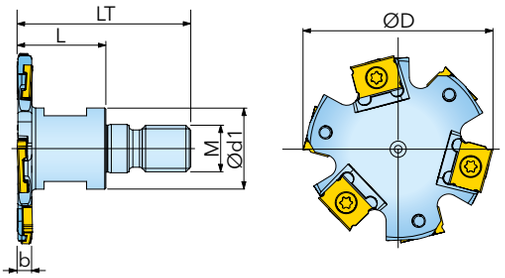

Designation Réf. de l'article	D	d1	LT	L	b	M	Z	Zeff	kg	Related Insert Plaquette préconisée
3VJ5V050003X7R00	50	21	45	23	3	M12	6	3	0,10	AB
3VJ5V050004X7R00	50	21	45	23	4	M12	6	3	0,10	CDEFG
3VJ5V050005X7R00	50	21	45	23	5	M12	6	3	0,12	HIJKL
3VJ5V050006X7R00	50	21	45	23	6	M12	4	2	0,13	MNOPQR

SPARE PARTS
ACCESSOIRES

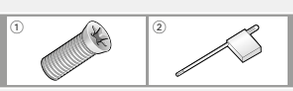

Cutting Width / Largeurs de coupe

3	SM25-024-80 (0,7Nm)	DS-T06F
4	SM35-034-50 (2,0Nm)	TX09x90-B
5	SM35-042-50 (2,0Nm)	TX09x90-B
6	SM40-050-50 (4,5Nm)	TX15x90-B

① = Insert screw / Vis de serrage plaquette ② = Screw driver / Tournevis

Member IMC Group Ingersoll Cutting Tools

A IEE211-001

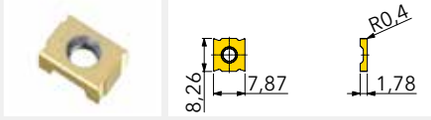

B IEE211-001-P

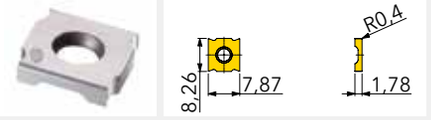

C IEE311-001

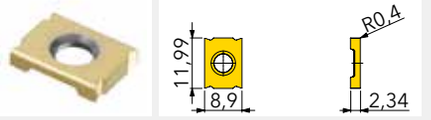

D IEE311-001-P

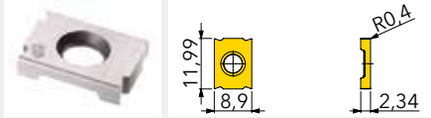

E IEE311-002

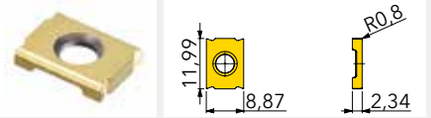

F IEE311-002-P

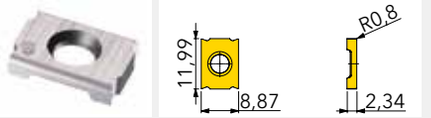

G IEE311-004

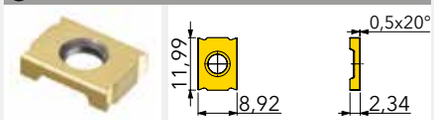

H IEE312-001

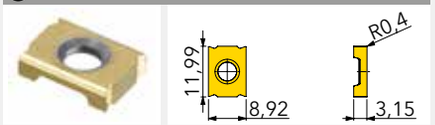

I IEE312-001-P

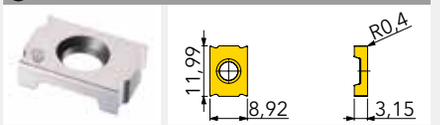

J IEE312-002

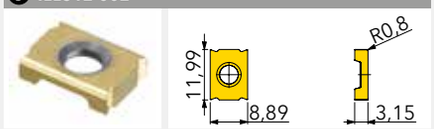

K IEE312-002-P

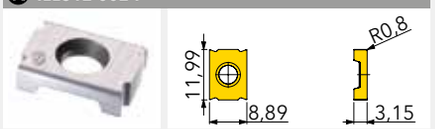

L IEE312-004

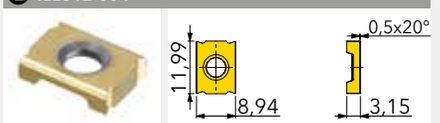

M IXE412-001

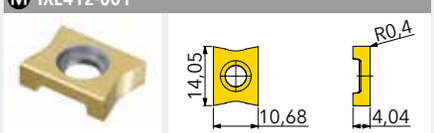

N IXE412-001-P

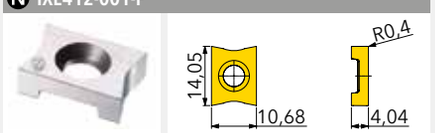

O IXE412-002

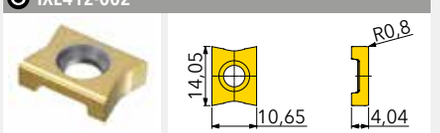

P IXE412-002-P

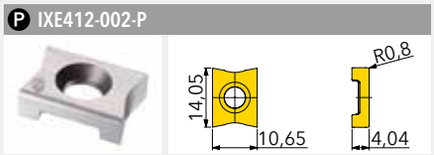

Q IXE412-003

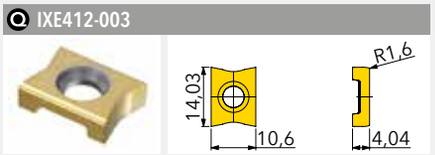

R IXE412-004

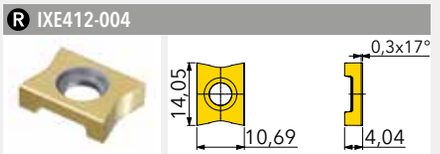

Designation Réf. de l'article	fz(min/max)	Design Conception	Grade Nuance IN05S	IN2505	IN2530	IN4035
IEE211-001	0,05/0,12	positive geometry R0,4 / Géométrie positive R0,4		◔	◔	◑
IEE211-001-P	0,05/0,12	non-ferrous geometry, polished R0,4 / Géo. pour mat. non fer., polie R0,4	●			
IEE311-001	0,05/0,12	positive geometry R0,4 / Géométrie positive R0,4		◔	◔	◑
IEE311-001-P	0,05/0,12	non-ferrous geometry, polished R0,4 / Géo. pour mat. non fer., polie R0,4	●			
IEE311-002	0,05/0,15	positive geometry R0,8 / Géométrie positive R0,8		◔	◔	◑
IEE311-002-P	0,05/0,15	non-ferrous geometry, polished R0,8 / Géo. pour mat. non fer., polie R0,8	●			
IEE311-004	0,05/0,15	positive geometry 0,15x20° / Géométrie positive 0,15x20°		◔	◔	
IEE312-001	0,05/0,17	positive geometry R0,4 / Géométrie positive R0,4		◔	◔	◑
IEE312-001-P	0,05/0,17	non-ferrous geometry, polished R0,4 / Géo. pour mat. non fer., polie R0,4	●			
IEE312-002	0,05/0,17	positive geometry R0,8 / Géométrie positive R0,8		◔	◔	◑
IEE312-002-P	0,05/0,17	non-ferrous geometry, polished R0,8 / Géo. pour mat. non fer., polie R0,8	●			
IEE312-004	0,05/0,17	positive geometry 0,15x20° / Géométrie positive 0,15x20°		◔	◔	
IXE412-001	0,05/0,20	positive geometry R0,4 / Géométrie positive R0,4		◔	◔	◑
IXE412-001-P	0,05/0,20	non-ferrous geometry, polished R0,4 / Géo. pour mat. non fer., polie R0,4	●			
IXE412-002	0,05/0,20	positive geometry R0,8 / Géométrie positive R0,8		◔	◔	◑
IXE412-002-P	0,05/0,20	non-ferrous geometry, polished R0,8 / Géo. pour mat. non fer., polie R0,8	●			
IXE412-003	0,05/0,20	positive geometry R1,6 / Géométrie positive R1,6		◔	◔	
IXE412-004	0,05/0,20	positive geometry 0,3x17° / Géométrie positive 0,3x17°		◔	◔	

● = P ● = M ● = K ● = N ● = S ○ = H

ADAPTION ACC. TO DIN 8030
ATTACHEMENT DIN 8030



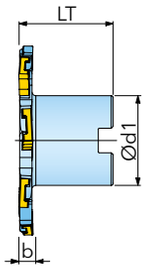

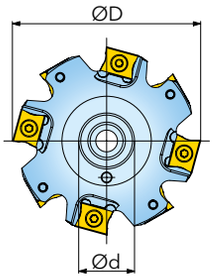

Designation Réf. de l'article	D	d	d1	LT	b	Z	Zeff	kg	Related Insert Plaquette préconisée
3VJ5V063003F0R00	63	16	30	32	3	8	4	0,16	AB
3VJ5V063004F0R00	63	16	30	32	4	8	4	0,19	CDEFG
3VJ5V063005F0R00	63	16	30	32	5	8	4	0,21	HIJKL
3VJ5V063006F0R00	63	16	30	32	6	6	3	0,22	MNOPQR
3VJ5V080003F1R00	80	22	38	40	3	10	5	0,32	AB
3VJ5V080004F1R00	80	22	38	40	4	10	5	0,36	CDEFG
3VJ5V080005F1R00	80	22	38	40	5	10	5	0,38	HIJKL
3VJ5V080006F1R00	80	22	38	40	6	8	4	0,40	MNOPQR
3VJ5V100003F2R00	100	27	45	45	3	14	7	0,52	AB
3VJ5V100004F2R00	100	27	45	45	4	12	6	0,56	CDEFG
3VJ5V100005F2R00	100	27	45	45	5	12	6	0,60	HIJKL
3VJ5V100006F2R00	100	27	45	45	6	10	5	0,62	MNOPQR
3VJ5V125004F3R00	125	32	58	50	4	14	7	1,04	CDEFG
3VJ5V125005F3R00	125	32	58	50	5	14	7	1,10	HIJKL
3VJ5V125006F3R00	125	32	58	50	6	12	6	1,14	MNOPQR
3VJ5V160004F4R00	160	40	70	60	4	18	9	1,83	CDEFG
3VJ5V160005F4R00	160	40	70	60	5	18	9	1,93	HIJKL
3VJ5V160006F4R00	160	40	70	60	6	16	8	2,00	MNOPQR

SPARE PARTS
ACCESSOIRES





Cutting Width / Largeurs de coupe

3	SM25-024-80 (0,7Nm)	DS-T06F
4	SM35-034-50 (2,0Nm)	TX09x90-B
5	SM35-042-50 (2,0Nm)	TX09x90-B
6	SM40-050-50 (4,5Nm)	TX15x90-B

① = Insert screw / Vis de serrage plaquette ② = Screw driver / Tournevis

A IEE211-001

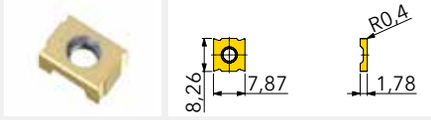

B IEE211-001-P

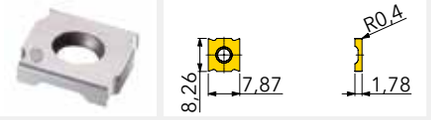

C IEE311-001

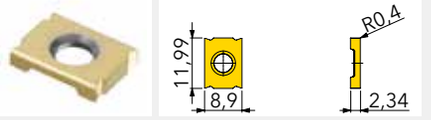

D IEE311-001-P

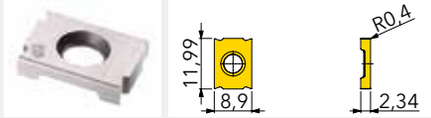

E IEE311-002

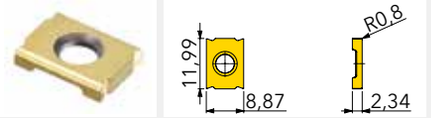

F IEE311-002-P

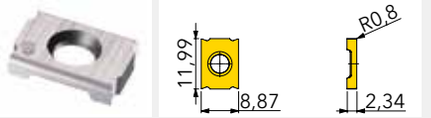

G IEE311-004

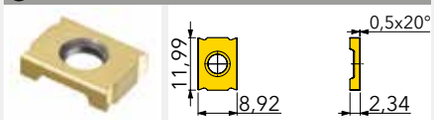

H IEE312-001

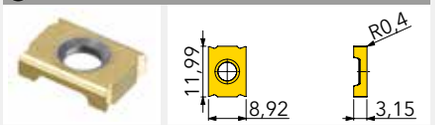

I IEE312-001-P

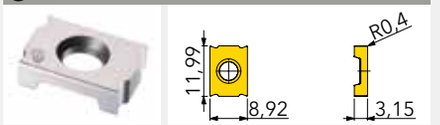

J IEE312-002

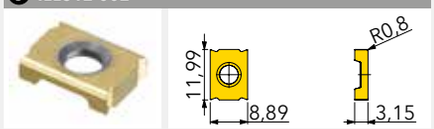

K IEE312-002-P

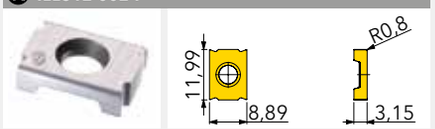

L IEE312-004

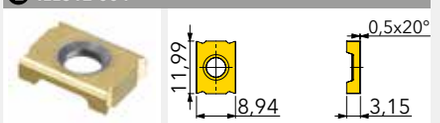

M IXE412-001

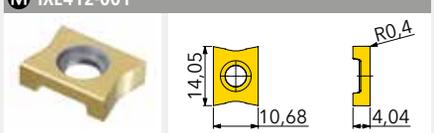

N IXE412-001-P

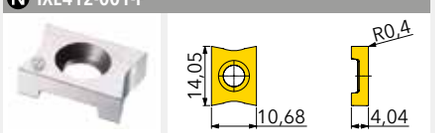

O IXE412-002

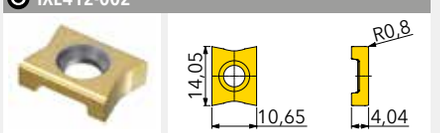

P IXE412-002-P

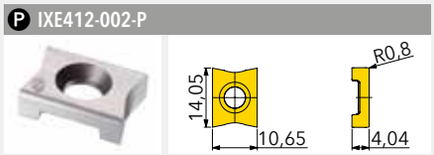

Q IXE412-003

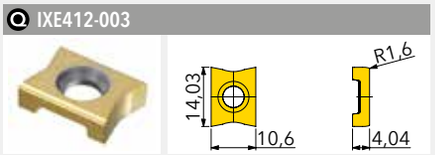

R IXE412-004

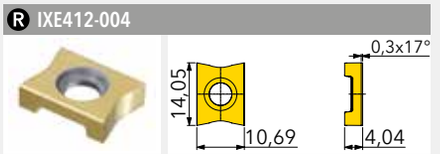

Designation Réf. de l'article	fz(min/max)	Design Conception	Grade Nuance IN05S	IN2505	IN2530	IN4035
IEE211-001	0,05/0,12	positive geometry R0,4 / Géométrie positive R0,4				
IEE211-001-P	0,05/0,12	non-ferrous geometry, polished R0,4 / Géo. pour mat. non fer., polie R0,4				
IEE311-001	0,05/0,12	positive geometry R0,4 / Géométrie positive R0,4				
IEE311-001-P	0,05/0,12	non-ferrous geometry, polished R0,4 / Géo. pour mat. non fer., polie R0,4				
IEE311-002	0,05/0,15	positive geometry R0,8 / Géométrie positive R0,8				
IEE311-002-P	0,05/0,15	non-ferrous geometry, polished R0,8 / Géo. pour mat. non fer., polie R0,8				
IEE311-004	0,05/0,15	positive geometry 0,15x20° / Géométrie positive 0,15x20°				
IEE312-001	0,05/0,17	positive geometry R0,4 / Géométrie positive R0,4				
IEE312-001-P	0,05/0,17	non-ferrous geometry, polished R0,4 / Géo. pour mat. non fer., polie R0,4				
IEE312-002	0,05/0,17	positive geometry R0,8 / Géométrie positive R0,8				
IEE312-002-P	0,05/0,17	non-ferrous geometry, polished R0,8 / Géo. pour mat. non fer., polie R0,8				
IEE312-004	0,05/0,17	positive geometry 0,15x20° / Géométrie positive 0,15x20°				
IXE412-001	0,05/0,20	positive geometry R0,4 / Géométrie positive R0,4				
IXE412-001-P	0,05/0,20	non-ferrous geometry, polished R0,4 / Géo. pour mat. non fer., polie R0,4				
IXE412-002	0,05/0,20	positive geometry R0,8 / Géométrie positive R0,8				
IXE412-002-P	0,05/0,20	non-ferrous geometry, polished R0,8 / Géo. pour mat. non fer., polie R0,8				
IXE412-003	0,05/0,20	positive geometry R1,6 / Géométrie positive R1,6				
IXE412-004	0,05/0,20	positive geometry 0,3x17° / Géométrie positive 0,3x17°				

● = P ● = M ● = K ● = N ● = S ○ = H

ADAPTION ACC. TO DIN 8030
ATTACHEMENT DIN 8030



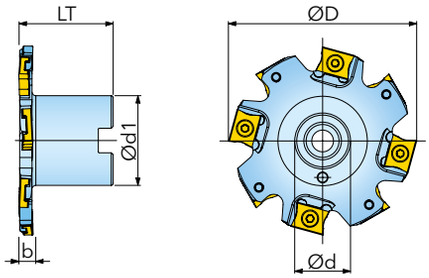

Designation Réf. de l'article	D	d	d1	LT	b	Z	Zeff	kg	Related Insert Plaquette préconisée
3VJ5V063007F0R00	63	16	30	32	7	6	3	0,23	ABCDEF
3VJ5V063008F0R00	63	16	30	32	8	6	3	0,24	ABCDEF
3VJ5V063009F0R00	63	16	30	32	9	6	3	0,26	GHIJKL
3VJ5V063010F0R00	63	16	30	32	10	6	3	0,27	GHIJKL
3VJ5V080007F1R00	80	22	38	40	7	8	4	0,42	ABCDEF
3VJ5V080008F1R00	80	22	38	40	8	8	4	0,45	ABCDEF
3VJ5V080009F1R00	80	22	38	40	9	8	4	0,48	GHIJKL
3VJ5V080010F1R00	80	22	38	40	10	8	4	0,50	GHIJKL
3VJ5V100007F2R00	100	27	45	45	7	10	5	0,66	ABCDEF
3VJ5V100008F2R00	100	27	45	45	8	10	5	0,70	ABCDEF
3VJ5V100009F2R00	100	27	45	45	9	10	5	0,72	GHIJKL
3VJ5V100010F2R00	100	27	45	45	10	10	5	0,76	GHIJKL
3VJ5V125007F3R00	125	32	58	50	7	12	6	1,20	ABCDEF
3VJ5V125008F3R00	125	32	58	50	8	12	6	1,26	ABCDEF
3VJ5V125009F3R00	125	32	58	50	9	12	6	1,29	GHIJKL
3VJ5V125010F3R00	125	32	58	50	10	12	6	1,35	GHIJKL
3VJ5V160007F4R00	160	40	70	60	7	16	8	2,10	ABCDEF
3VJ5V160008F4R00	160	40	70	60	8	16	8	2,21	ABCDEF
3VJ5V160009F4R00	160	40	70	60	9	16	8	2,27	GHIJKL
3VJ5V160010F4R00	160	40	70	60	10	16	8	2,38	GHIJKL

A IXE413-001



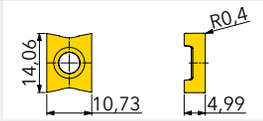

B IXE413-001-P



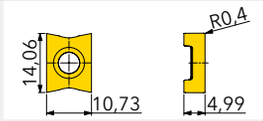

C IXE413-002



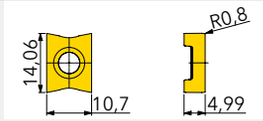

D IXE413-002-P



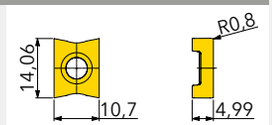

E IXE413-003



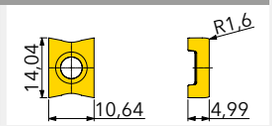

F IXE413-004



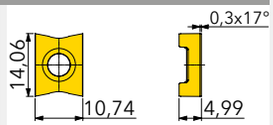

G IXE414-001



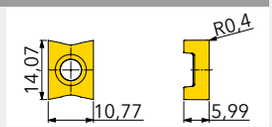

H IXE414-001-P



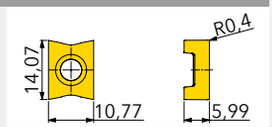

I IXE414-002



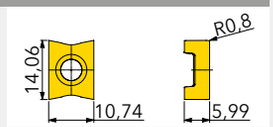

J IXE414-002-P



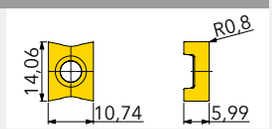

K IXE414-003



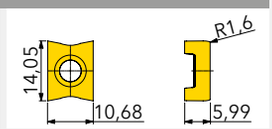

L IXE414-004



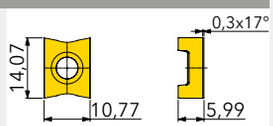

Designation Réf. de l'article	fz(min/max)	Design Conception	Grade Nuance	IN05S	IN2505	IN2530	IN4035
IXE413-001	0,05/0,20	positive geometry R0,4 / Géométrie positive R0,4			●	●	●
IXE413-001-P	0,05/0,20	non-ferrous geometry, polished R0,4 / Géo. pour mat. non fer., polie R0,4		●			
IXE413-002	0,05/0,20	positive geometry R0,8 / Géométrie positive R0,8			●	●	●
IXE413-002-P	0,05/0,20	non-ferrous geometry, polished R0,8 / Géo. pour mat. non fer., polie R0,8		●			
IXE413-003	0,05/0,20	positive geometry R1,6 / Géométrie positive R1,6			●	●	
IXE413-004	0,05/0,20	positive geometry 0,3x17° / Géométrie positive 0,3x17°			●	●	
IXE414-001	0,05/0,25	positive geometry R0,4 / Géométrie positive R0,4			●	●	●
IXE414-001-P	0,05/0,25	non-ferrous geometry, polished R0,4 / Géo. pour mat. non fer., polie R0,4		●			
IXE414-002	0,05/0,25	positive geometry R0,8 / Géométrie positive R0,8			●	●	●
IXE414-002-P	0,05/0,25	non-ferrous geometry, polished R0,8 / Géo. pour mat. non fer., polie R0,8		●			
IXE414-003	0,05/0,25	positive geometry R1,6 / Géométrie positive R1,6			●	●	
IXE414-004	0,05/0,25	positive geometry 0,3x17° / Géométrie positive 0,3x17°			●	●	

● = P ● = M ● = K ● = N ● = S ○ = H

SPARE PARTS ACCESSOIRES





Cutting Width / Largeurs de coupe

7	SM40-060-50 (4,5Nm)	TX15x90-B
8	SM40-070-50 (4,5Nm)	TX15x90-B
9 - 10	SM40-080-50 (4,5Nm)	TX15x90-B

① = Insert screw / Vis de serrage plaquette ② = Torx-Bit / Embout torx

FORM MILLS / FRAISES DE FORME

	D	a	Description	Code / Série	Page
	8	2,7 - 4,8	HIPOS Chamfer Mill 12_1D...T Fraise à chanfreiner 12_1D...T	12_1D...T	170
	20	2,9 - 11,6	HIPOS Chamfer Mill 12_1R...W Fraise à chanfreiner 12_1R...W	12_1R...W	171
	45	9 - 33,9	HIPOS Chamfer Mill 22_3R...F Ø45 Fraise à chanfreiner 22_3R...F Ø45	22_3R...F Ø45	172
	10,6	3,2	HIPOSQUAD Chamfer Mill 15N1D...T Fraise à chanfreiner 15N1D...T	15N1D...T	173
	6 - 16	3,5 - 5,1	HIPOSQUAD Chamfer Mill 15_1E...W Fraise à chanfreiner 15_1E...W	15_1E...W	174
	20	5	HIPOSQUAD Chamfer Mill 15N1E...X Fraise à chanfreiner 15N1E...X	15N1E...X	175
	45	6,4 - 24,4	ROUGHAIR Finishing Chamfer Mill 15_1H...F Fraise à chanfreiner de finition 15_1H...F	15_1H...F	176
	21,9	10,1	SPOTIN Chamfer Mill FAK...W Fraise à chanfreiner & graver FAK...W	FAK...W	177
	21,9	10,1	SPOTIN Chamfer Mill FAK...X Fraise à chanfreiner & graver FAK...X	FAK...X	178
	25		FASTBREAK End Mill 15R_...W Fraise en bout 15R_...W	15R_...W	179

Subject to printing error or technical changes. / Sous réserve d'erreurs d'impression ou de modifications techniques.

	D	a	Description	Code / Série	Page

Subject to printing error or technical changes. / Sous réserve d'erreurs d'impression ou de modifications techniques.

ADAPTION ACC. TO DIN 1835 A
ATTACHEMENT DIN 1835 A



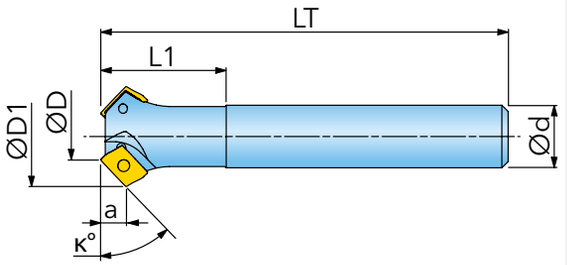

Designation Réf. de l'article	D	D1	d	LT	L1	κ	a	Z	kg
12P1D008025T1R00	8	17,7	10	65	20	30	2,7	2	0,04
12N1D008025T1R00	8	16,0	10	65	20	45	3,9	2	0,04
12M1D008025T1R00	8	13,7	10	65	20	60	4,8	2	0,04

AOMT060202R



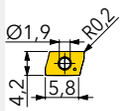

AOMT060204R



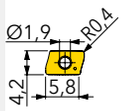

AOMT060208R



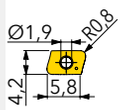

AOMT060216R



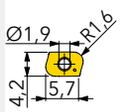

AOCT060204FR-P



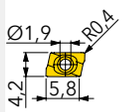

Designation Réf. de l'article	fz(min/max)	Design Conception	Grade Nuance IN05S	IN2035	IN2504	IN2505	IN2530
AOMT060202R	0,06/0,12	positive geometry R0,2 / Géométrie positive R0,2		◐	◔	◔	◔
AOMT060204R	0,06/0,12	positive geometry R0,4 / Géométrie positive R0,4			◔	◔	◔
AOMT060208R	0,06/0,12	positive geometry R0,8 / Géométrie positive R0,8		◐	◔	◔	◔
AOMT060216R [1)]	0,06/0,12	positive geometry R1,6 / Géométrie positive R1,6			◔	◔	◔
AOCT060204FR-P	0,05/0,12	non-ferrous geometry, polished R0,4 / Géo. pour mat. non fer., polie R0,4	●				

[1)] Cutter body has to be modified / Modifier le corps de fraise

◔ = P ◔ = M ◔ = K ● = N ◔ = S ○ = H

SPARE PARTS
ACCESSOIRES





SM18-041-00 (0,5Nm) TXPLUS06x90-B

① = Insert screw / Vis de serrage plaquette ② = Torx-Bit / Embout torx

Member IMC Group Ingersoll Cutting Tools

ADAPTION ACC. TO DIN 1835 B (WELDON)
ATTACHEMENT DIN 1835 B (WELDON)



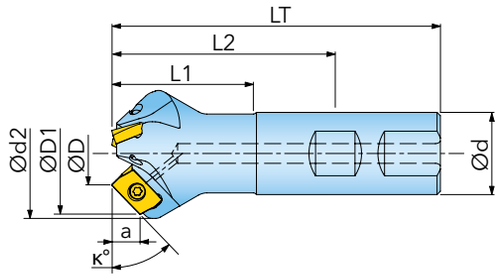

Designation Réf. de l'article	D	D1	d	d2	LT	L1	L2	κ	a	Z	IK	kg
12Q1R020044W5R00	20	42,1	25	43,2	100	44	68	15	2,9	3	✓	0,38
12P1R020044W5R00	20	40,4	25	40,7	100	44	68	30	5,9	3	✓	0,35
12N1R020044W5R00	20	36,9	25	39,5	100	44	68	45	8,4	3	✓	0,36
12M1R020044W5R00	20	31,9	25	32,2	100	44	68	60	10,3	3	✓	0,33
12L1R020044W5R00	20	26,2	25	26,4	100	44	68	75	11,6	3	✓	0,31

BOMT130404R

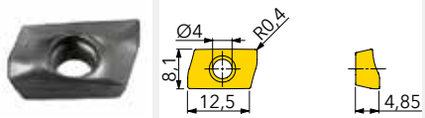

BOCT130404FR-P

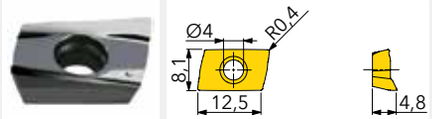

BOMT130404R-DT2

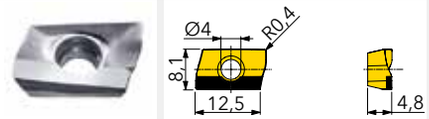

Designation Réf. de l'article	fz(min/max)	Design Conception	Grade Nuance	IN10K	IN2035	IN2036	IN2504	IN2505	IN2530	IN6537	IN90D
BOMT130404R	0,12/0,20	positive geometry R0,4 / Géométrie positive R 0,4			◐	◐	◔	◔	◔	◔	
BOCT130404FR-P	0,05/0,25	non-ferrous geometry, polished R0,4 / Géo. pour mat. non fer., polie R0,4		●							
BOMT130404R-DT2	0,05/0,25	with long PCD-tip R0,4 / avec insert PCD version longue R0,4									●

● = P ◐ = M ◔ = K ● = N ◔ = S ○ = H

SPARE PARTS
ACCESSOIRES





SM35-088-10 (3,0Nm) TX10x90-B

① = Insert screw / Vis de serrage plaquette ② = Torx-Bit / Embout torx

Member IMC Group Ingersoll Cutting Tools

ADAPTION ACC. TO DIN 8030
ATTACHEMENT DIN 8030



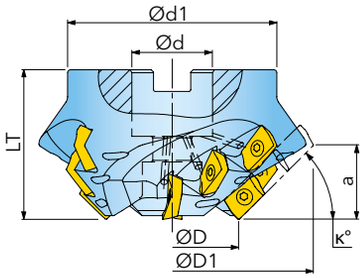

Designation Réf. de l'article	D	D1	d	d1	LT	κ	a	Z	Zeff	IK	kg
22Q3R045050F2R00	45	112,5	27	70	50	15	9	12	4	✓	1,70
22P3R045050F2R00	45	105,4	27	70	50	30	17,3	12	4	✓	1,40
22N3R045050F2R00	45	94,4	27	70	50	45	24,6	12	4	✓	1,10
22M3R045050F2R00	45	80,0	27	70	50	60	30,2	12	4	✓	0,81
22L3R045050F1R00	45	63,2	22	45	50	75	33,9	12	4	✓	0,43

BOMT130404R



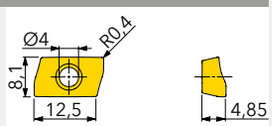

BOCT130404FR-P



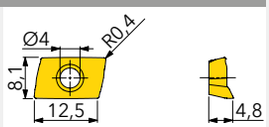

ZOMT130404R



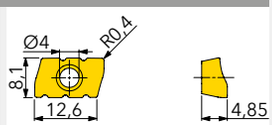

Designation Réf. de l'article	fz(min/max)	Design Conception	Grade Nuance	IN10K	IN2035	IN2036	IN2504	IN2505	IN2530	IN6537
BOMT130404R	0,12/0,20	positive geometry R0,4 / Géométrie positive R 0,4			◐	◐	◔	◔	◔	◔
BOCT130404FR-P	0,05/0,25	non-ferrous geometry, polished R0,4 / Géo. pour mat. non fer., polie R0,4		●						
ZOMT130404R [1)]	0,12/0,20	chip splitter geometry R0,4 / Géométrie avec brise-copeaux R0,4			◐			◔	◔	◔

[1)] Best results are achieved on tools with an even number of teeth. Please mount inserts alternating. /
Les meilleurs résultats sont obtenus avec une fraise ayant un nombre de dents pair. Merci de monter les arêtes de manière alternée.

● = P ○ = M ● = K ● = N ● = S ○ = H

SPARE PARTS
ACCESSOIRES





	SM35-088-10 (3,0Nm)	TX10x90-B

① = Insert screw / Vis de serrage plaquette ② = Torx-Bit / Embout torx

Member IMC Group Ingersoll Cutting Tools

ADAPTION ACC. TO DIN 1835 A
ATTACHEMENT DIN 1835 A



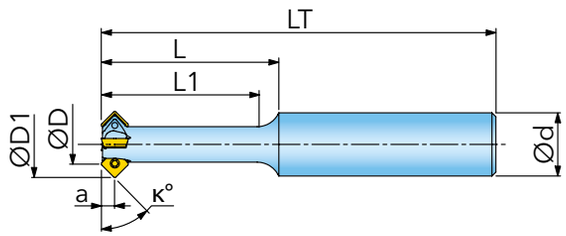

Designation Réf. de l'article	D	D1	d	LT	L	L1	κ	a	Z	kg
15N1D017045T3R00	10,6	17	16	100	45	40	45	3,2	4	0,11

SDMT050204N



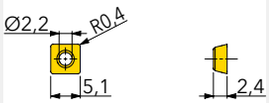

SDCT050204FN-P



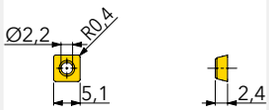

Designation Réf. de l'article	fz(min/max)	Design Conception	Grade Nuance	IN10K	IN2505
SDMT050204N	0,06/0,12	positive geometry R0,4 / Géométrie positive R0,4			
SDCT050204FN-P	0,05/0,15	non-ferrous geometry, polished R0,4 / Géo. pour mat. non fer., polie R0,4			

● = P ● = M ● = K ● = N ● = S ○ = H

SPARE PARTS
ACCESSOIRES





TXPLUS06x90-B	SM20-043-00 (0,7Nm)

① = Torx-Bit / Embout torx ② = Insert screw / Vis de serrage plaquette

ADAPTION ACC. TO DIN 1835 B (WELDON)
ATTACHEMENT DIN 1835 B (WELDON)



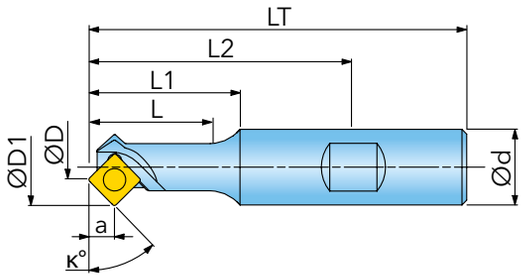

Designation Réf. de l'article	D	D1	d	LT	L	L1	L2	κ	a	Z	kg
15P1E006032W3R00	6	18,6	16	80	32	25	56	30	3,5	1	0,09
15N1E006032W3R00	6	16,3	16	80	32	25	56	45	5,1	1	0,09
15M1E006032W3R00	6	13,1	16	80	32	25	56	60	6,2	1	0,09
15N1E016035W4R00	16	26,4	20	85	35	35	60	45	5,1	2	0,19

SDMT080305N



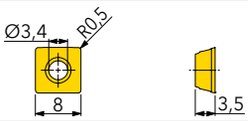

SDMW080305TN



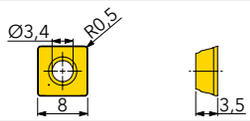

SDCT080305FN-P



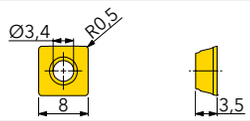

Designation Réf. de l'article	fz(min/max)	Design Conception	Grade Nuance	IN05S	IN2505	IN4030
SDMT080305N	0,13/0,17	positive geometry R0,5 / Géométrie positive R0,5			●	●
SDMW080305TN	0,13/0,20	neutral geometry, K-land R0,5 / Géo. neutre avec chan. d'arête R0,5				●
SDCT080305FN-P	0,05/0,20	non-ferrous geometry, polished R0,5 / Géo. pour mat. non fer., polie R0,5		●		

● = P ● = M ● = K ● = N ● = S ○ = H

SPARE PARTS
ACCESSOIRES





	SM30-065-00 (2,0Nm)	TX09x90-B

① = Insert screw / Vis de serrage plaquette ② = Torx-Bit / Embout torx

Member IMC Group Ingersoll Cutting Tools

SCREW-IN TYPE ADAPTION
ATTACHEMENT FILETÉ



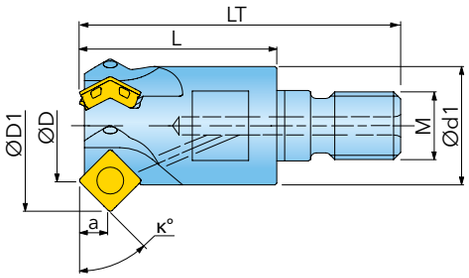

Designation Réf. de l'article	D	D1	d1	LT	L	κ	a	M	Z		kg
15N1E020035X7R00	20	30,4	21	57	35	45	5	M12	3	✓	0,09

SDMT080305N



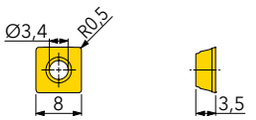

SDMW080305TN



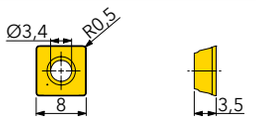

SDCT080305FN-P



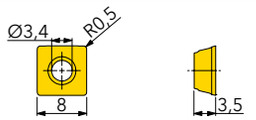

Designation Réf. de l'article	fz(min/max)	Design Conception	Grade Nuance	IN05S	IN2505	IN4030
SDMT080305N	0,13/0,17	positive geometry R0,5 / Géométrie positive R0,5			●	●
SDMW080305TN	0,13/0,20	neutral geometry, K-land R0,5 / Géo. neutre avec chan. d'arête R0,5				●
SDCT080305FN-P	0,05/0,20	non-ferrous geometry, polished R0,5 / Géo. pour mat. non fer., polie R0,5		●		

● = P ● = M ● = K ● = N ● = S ○ = H

SPARE PARTS
ACCESSOIRES





SM30-065-00 (2,0Nm) TX09x90-B

① = Insert screw / Vis de serrage plaquette ② = Torx-Bit / Embout torx

ADAPTION ACC. TO DIN 8030
ATTACHEMENT DIN 8030



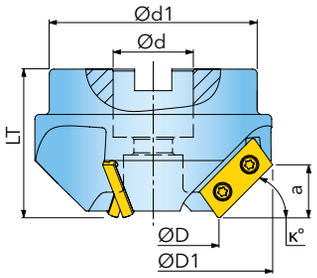

Designation Réf. de l'article	D	D1	d	d1	LT	κ	a	Z	IK	kg
15Q1H045050F2R00	45	93,4	27	70	50	15	6,4	3	✓	1,63
15P1H045050F2R00	45	88,5	27	70	50	30	12,4	3	✓	1,38
15N1H045050F2R00	45	80,7	27	70	50	45	17,8	3	✓	1,05
15M1H045050F2R00	45	70,3	27	70	50	60	21,8	3	✓	0,82
15L1H045050F1R00	45	58,1	22	45	50	75	24,4	3	✓	0,43

BEHW250308R



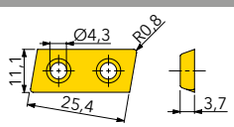

BEHW250308R-P



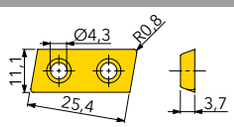

Designation Réf. de l'article	fz(min/max)	Design Conception	Grade Nuance	IN15K	IN2540
BEHW250308R	0,08/0,20	neutral geometry R0,8 / Géométrie neutre R0,8			◐
BEHW250308R-P	0,05/0,20	non-ferrous geometry, polished R0,8 / Géo. pour mat. non fer., polie R0,8		◐	

● = P ● = M ● = K ● = N ● = S ○ = H

SPARE PARTS
ACCESSOIRES





	SM35-089-00 (3,0Nm)	TX15x90-B

① = Insert screw / Vis de serrage plaquette ② = Torx-Bit / Embout torx

Member IMC Group Ingersoll Cutting Tools

ADAPTION ACC. TO DIN 1835 B (WELDON)
ATTACHEMENT DIN 1835 B (WELDON)



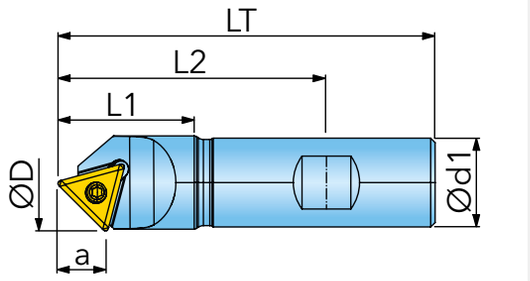

Designation Réf. de l'article	D	d1	LT	L1	L2	κ	a	Z	kg
FAK0219090W4R01	21,9	20	85	34	60	45	10,1	1	0,15

TFLT15T303N

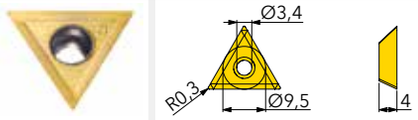

TFLT15T308N

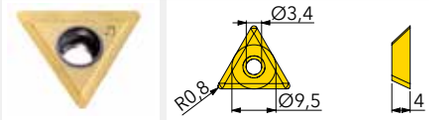

Designation Réf. de l'article	fz(min/max)	Design Conception	Grade Nuance	IN2530
TFLT15T303N	0,03/0,10	positive chip breaker geometry R0,3 / Géométrie coupe positive R0,3		
TFLT15T308N	0,03/0,10	positive wiper geometry R0,8 / Géométrie coupe positive R0,8		

● = P ● = M ● = K ● = N ● = S ○ = H

SPARE PARTS
ACCESSOIRES





SM30-065-00 (2,0Nm) TX09x90-B

① = Insert screw / Vis de serrage plaquette ② = Torx-Bit / Embout torx

SCREW-IN TYPE ADAPTION
ATTACHEMENT FILETÉ



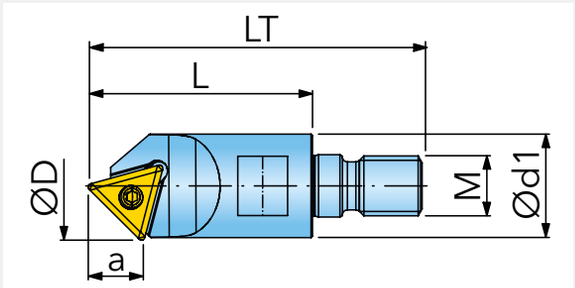

Designation Réf. de l'article	D	d1	LT	L	κ	a	M	Z	kg
FAK0219090X7R01	21,9	21	67	45	45	10,1	M12	1	0,10

TFLT15T303N



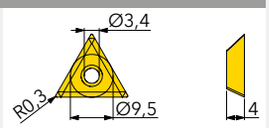

TFLT15T308N



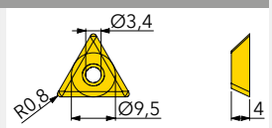

Designation Réf. de l'article	fz(min/max)	Design Conception	Grade Nuance	IN2530
TFLT15T303N	0,03/0,10	positive chip breaker geometry R0,3 / Géométrie coupe positive R0,3		
TFLT15T308N	0,03/0,10	positive wiper geometry R0,8 / Géométrie coupe positive R0,8		

● = P ● = M ● = K ● = N ● = S ○ = H

SPARE PARTS
ACCESSOIRES





	SM30-065-00 (2,0Nm)	TX09x90-B

① = Insert screw / Vis de serrage plaquette ② = Torx-Bit / Embout torx

Member IMC Group Ingersoll Cutting Tools

ADAPTION ACC. TO DIN 1835 B (WELDON)
ATTACHEMENT DIN 1835 B (WELDON)



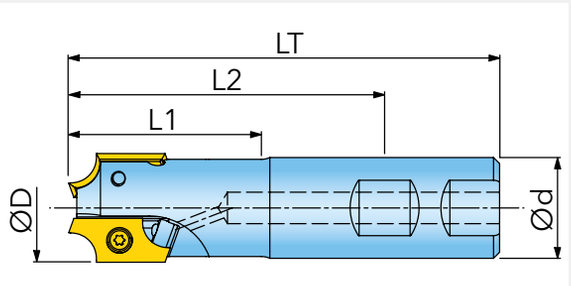

Designation Réf. de l'article	D	d	LT	L1	L2	Z	Insert	IK	kg	Related Insert Plaquette préconisée
15R1V025040W5R00	25	25	100	40	68	2	BEEW	✓	0,28	ABCDE
15R4H025040W5R00	25	25	100	40	68	2	FEEW	✓	0,34	FGH

A BEEW120310R-CR



B BEEW120316R-CR

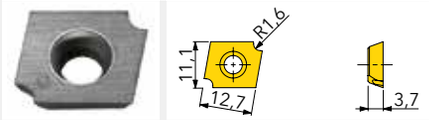

C BEEW120320R-CR



D BEEW120325R-CR

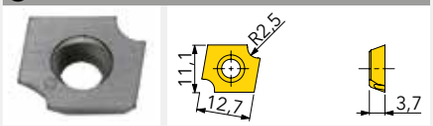

E BEEW120330R-CR



F FEEW250340R-CR

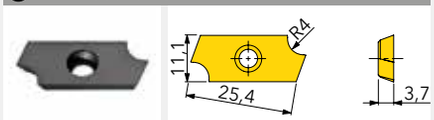

G FEEW250350R-CR

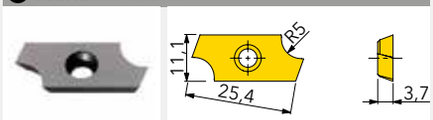

H FEEW250360R-CR

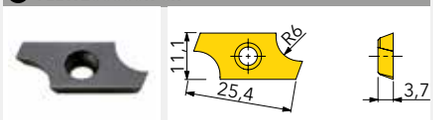

Designation Réf. de l'article	fz(min/max)	Design Conception	Grade Nuance	IN2530
BEEW120310R-CR	0,08/0,20	neutral geometry R1,0 / Géométrie neutre R1,0		
BEEW120316R-CR	0,08/0,20	neutral geometry R1,6 / Géométrie neutre R1,6		
BEEW120320R-CR	0,08/0,20	neutral geometry R2,0 / Géométrie neutre R2,0		
BEEW120325R-CR	0,08/0,20	neutral geometry R2,5 / Géométrie neutre R2,5		
BEEW120330R-CR	0,08/0,20	neutral geometry R3,0 / Géométrie neutre R3,0		
FEEW250340R-CR	0,08/0,20	neutral geometry R4,0 / Géométrie neutre R4,0		
FEEW250350R-CR	0,08/0,20	neutral geometry R5,0 / Géométrie neutre R5,0		
FEEW250360R-CR	0,08/0,20	neutral geometry R6,0 / Géométrie neutre R6,0		

● = P ● = M ● = K ● = N ● = S ○ = H

SPARE PARTS
ACCESSOIRES





Insert Type / Plaquette

BEEW	SM35-070-00 (3,0Nm)	TX15x90-B
FEEW	SM40-093-20 (4,5Nm)	TX15x90-B

① = Insert screw / Vis de serrage plaquette ② = Torx-Bit / Embout torx

COPY & PLUNGING MILLS / FRAISES À COPIER & TREFLER

	D	a	Description	Code / Série	Page
	12 - 25	3	FORMMASTER Copy End Mill 15B1D...X Fraise à copier 15B1D...X	15B1D...X	184
	16 - 30	4	FORMMASTER Copy End Mill 15B1E...X Fraise à copier 15B1E...X	15B1E...X	185
	20 - 42	5	FORMMASTER Copy End Mill 15B1G...X Fraise à copier 15B1G...X	15B1G...X	186
	24 - 42	6	FORMMASTER Copy End Mill 15B1H...X Fraise à copier 15B1H...X	15B1H...X	187
	32	8	FORMMASTER Copy End Mill 15B1K...X Fraise à copier 15B1K...X	15B1K...X	188
	52 - 66	5	FORMMASTER Copy Face Mill 5W2G Fraise à copier 5W2G	5W2G	189
	52 - 80	6	FORMMASTER Copy Face Mill 5W2H Fraise à copier 5W2H	5W2H	190
	52 - 160	8	FORMMASTER Copy Face Mill 5W2K Fraise à copier 5W2K	5W2K	191
	16	4	FORMMASTER* Copy End Mill 15B2E...X Fraise à copier 15B2E...X	15B2E...X	192
	20 - 42	5	FORMMASTER* Copy End Mill 15B2G...X Fraise à copier 15B2G...X	15B2G...X	193
	24 - 42	6	FORMMASTER* Copy End Mill 15B2H...X Fraise à copier 15B2H...X	15B2H...X	194
	32 - 42	8	FORMMASTER* Copy End Mill 15B2K...X Fraise à copier 15B2K...X	15B2K...X	195
	52	5	FORMMASTER* Copy Face Mill 5W7G Fraise à copier 5W7G	5W7G	196
	52 - 80	6	FORMMASTER* Copy Face Mill 5W7H Fraise à copier 5W7H	5W7H	197

Subject to printing error or technical changes. / Sous réserve d'erreurs d'impression ou de modifications techniques.

COPY & PLUNGING MILLS / FRAISES À COPIER & TREFLER

	D	a	Description	Code / Série	Page
	52 - 160	8	FORMMASTER+ Copy Face Mill 5W7K Fraise à copier 5W7K	5W7K	198
	66 - 160	10	FORMMASTER+ Copy Face Mill 5W7M Fraise à copier 5W7M	5W7M	199
	20 - 35	2,5	BLADEMASTER+ Copy End Mill 15B5G...X Fraise à copier 15B5G...X	15B5G...X	200
	32 - 42	3	BLADEMASTER+ Copy End Mill 15B5H...X Fraise à copier 15B5H...X	15B5H...X	201
	40 - 63	2,5	BLADEMASTER+ Copy End Mill 5B5G Fraise à copier 5B5G	5B5G	202
	40 - 80	3	BLADEMASTER+ Copy End Mill 5B5H Fraise à copier 5B5H	5B5H	203
	24 - 42	6	FORMMASTER PRO Copy End Mill 15E1H...X Fraise à copier 15E1H...X	15E1H...X	204
	32 - 42	8	FORMMASTER PRO Copy End Mill 15E1K...X Fraise à copier 15E1K...X	15E1K...X	205
	50 - 80	6	FORMMASTER PRO Copy End Mill 5E6H Fraise à copier 5E6H	5E6H	206
	50 - 160	8	FORMMASTER PRO Copy Face Mill 5E6K Fraise à copier 5E6K	5E6K	207
	25 - 42	5	FORMMASTER R Copy End Mill 1DE6G...X Fraise à copier 1DE6G...X	1DE6G...X	208
	32 - 40	6	FORMMASTER R Copy End Mill 1DE6H...X Fraise à copier 1DE6H...X	1DE6H...X	209
	40 - 52	5	FORMMASTER R Copy End Mill DE6G Fraise à copier DE6G	DE6G	210
	40 - 100	6 - 5	FORMMASTER R Copy End Mill DE6H Fraise à copier DE6H	DE6H	211

Subject to printing error or technical changes. / Sous réserve d'erreurs d'impression ou de modifications techniques.

COPY & PLUNGING MILLS / FRAISES À COPIER & TREFLER

	D	a	Description	Code / Série	Page
	50 - 160	8	FORMMASTER K Copy End Mill DE6K Fraise à copier DE6K	DE6K	212
	16 - 42	1	FORMMASTER V Copy End Mill 15V1D...X Fraise à copier 15V1D...X	15V1D...X	213
	25 - 42	2	FORMMASTER V Copy End Mill 15V1G...X Fraise à copier 15V1G...X	15V1G...X	214
	52 - 80	2	FORMMASTER V Copy Face Mill 5V6G Fraise à copier 5V6G	5V6G	215
	16 - 32	11,8 - 21,4	PRODUO Copy End Mill 1TW...X Fraise à copier 1TW...X	1TW...X	216
	16 - 42	1,2	HIPOSPRO Copy End Mill for finishing 12L8J...X Fraise à copier pour finition 12L8J...X	12L8J...X	217
	10,95 - 22,95	1,2	DIPOSPRO Copy End Mill for finishing 12L8D...X Fraise à copier pour finition 12L8D...X	12L8D...X	218
	12,75 - 21,75	1,2	DIPOSPRO Copy End Mill for finishing 12M8D...X Fraise à copier pour finition 12M8D...X	12M8D...X	219
	7 - 11	1,2	DIPOSPRO Copy End Mill for finishing 12N8D...X Fraise à copier pour finition 12N8D...X	12N8D...X	220
	17,5 - 29,8	1,5	DIPOSPRO Copy End Mill for finishing 12L8G...X Fraise à copier pour finition 12L8G...X	12L8G...X	221
	17,5 - 29,8	1,5	DIPOSPRO Copy End Mill for finishing 12M8G...X Fraise à copier pour finition 12M8G...X	12M8G...X	222
	15	1,5	DIPOSPRO Copy End Mill for finishing 12N8G...X Fraise à copier pour finition 12N8G...X	12N8G...X	223
	8 - 20	4 - 10	FINEMOLD+ Copy Mill cylindrical 12A9... Fraise à copier cylindrique 12A9…	12A9…	224
	8 - 16	4 - 8	FINEMOLD+ Copy Mill carbide shank 12A... Fraise à copier queue carbure 12A5…	12A5…	226

Subject to printing error or technical changes. / Sous réserve d'erreurs d'impression ou de modifications techniques.

COPY & PLUNGING MILLS / FRAISES À COPIER & TREFLER

	D	a	Description	Code / Série	Page
	10 - 32	5 - 16	FINEMOLD+ Copy Mill screw-in type 12A9...X Fraise à copier tête vissée 12A9…X	12A9…X	228
	10 - 25	1	FINEMOLD+ Copy Mill screw-in type 12U9...X Fraise à copier tête vissée 12U9…X	12U9…X	230
	16 - 42		PUNCH IN Plunging Mill DHU...X_R01 90° Fraise à trefler DHU...X_R01 90°	DHU...X_R01 90°	232
	16 - 42		PUNCH IN Plunging Mill DHU...X_R00 backdraft Fraise à trefler DHU...X_R00 dépouillée	DHU...X_R00	233
	20 - 42		DIPOSTRIO Plunging Mill FHU...X Fraise à trefler FHU...X	FHU...X	234
	50 - 80		SMAX Plunging Mill SHU...R50/R51 Fraise à trefler SHU...R50/R51	SHU...R50/R51	235
	50 - 80		GOLDQUAD PLUNGE Plunging Mill QHU...F/E Fraise à trefler QHU...F/E	QHU...F/E	236

Subject to printing error or technical changes. / Sous réserve d'erreurs d'impression ou de modifications techniques.

SCREW-IN TYPE ADAPTION
ATTACHEMENT FILETÉ



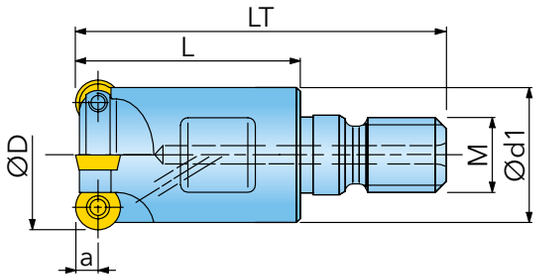

Designation Réf. de l'article	D	d1	LT	L	a	M	Z		IK	kg
15B1D012028X4R00	12	11,8	42,5	28	3	M6	2	10	✓	0,02
15B1D012028X5R00	12	13	45,8	28	3	M8	2	10	✓	0,02
15B1D016023X5R00	16	13	40,8	23	3	M8	3	8	✓	0,02
15B1D020030X6R00	20	18	49,8	30	3	M10	4	8	✓	0,06
15B1D025035X7R00	25	21	57	35	3	M12	5	5	✓	0,10

Neutral design / Version neutre

RHHW0602M0TN



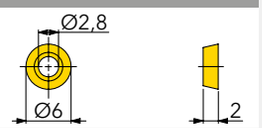

Designation Réf. de l'article	fz(min/max)	Design Conception	Grade Nuance	IN2004	IN2005	IN2006
RHHW0602M0TN	0,20/0,30	neutral geometry, K-land / Géo. neutre avec chan. d'arête				

● = P ● = M ● = K ● = N ● = S ○ = H

SPARE PARTS
ACCESSOIRES





	SM25-049-00 (1,1Nm)	TX08x90-B

① = Insert screw / Vis de serrage plaquette ② = Torx-Bit / Embout torx

Member IMC Group Ingersoll Cutting Tools

SCREW-IN TYPE ADAPTION
ATTACHEMENT FILETÉ



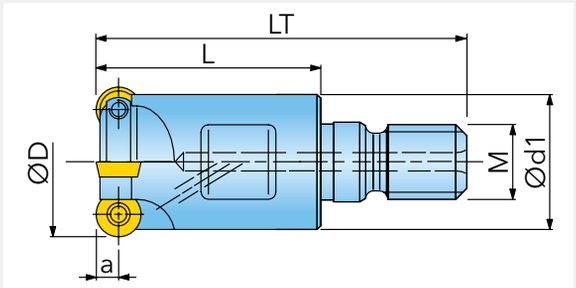

Designation Réf. de l'article	D	d1	LT	L	a	M	Z		IK	kg
15B1E016023X5R00	16	13	40,8	23	4	M8	2	2	✓	0,02
15B1E030043X8R00	30	29	67	43	4	M16	5	7	✓	0,19
Neutral design / Version neutre										

RHHW0802M0TN

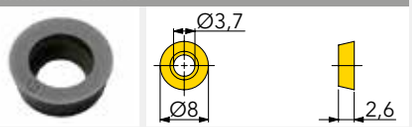

RHHT0802M0TN

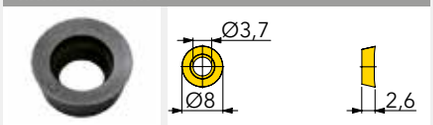

RHHT0802M0TN-P

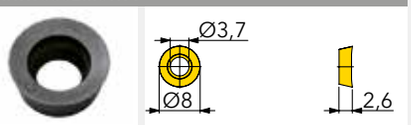

RHHT0802M0FN-P

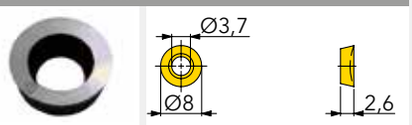

Designation Réf. de l'article	fz(min/max)	Design Conception	Grade Nuance	IN05S	IN2004	IN2005	IN2006	IN2035			
RHHW0802M0TN	0,20/0,40	neutral geometry, K-land / Géo. neutre avec chan. d'arête			◔	✛	✛				
RHHT0802M0TN	0,10/0,20	positive geometry, K-land / Géo. positive avec chan. d'arête				✛		◑			
RHHT0802M0TN-P	0,10/0,20	titanium geometry, polished / Géométrie Titane, polie				✛					
RHHT0802M0FN-P	0,10/0,30	non-ferrous geometry, polished / Géo. pour mat. non fer., polie		●							

● = P ● = M ● = K ● = N ● = S ○ = H

SPARE PARTS
ACCESSOIRES





SM30-053-00 (2,0Nm) TX09x90-B

① = Insert screw / Vis de serrage plaquette ② = Torx-Bit / Embout torx

SCREW-IN TYPE ADAPTION
ATTACHEMENT FILETÉ



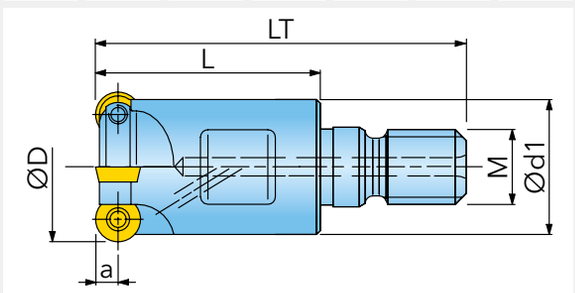

Designation Réf. de l'article	D	d1	LT	L	a	M	Z		IK	kg
15B1G020030X6R00[1]	20	18	49,8	30	5	M10	2	3,5	✓	0,05
15B1G025035X7R00	25	21	57	35	5	M12	2	2	✓	0,09
15B1G025035X7R01[2]	25	21	57	35	5	M12	3	2	✓	0,09
15B1G030043X8R00[1]	30	29	67	43	5	M16	4	10	✓	0,19
15B1G035043X8R00	35	29	67	43	5	M16	4	7,5	✓	0,21
15B1G042043X8R00[1]	42	29	67	43	5	M16	5	5,5	✓	0,23
Neutral design / Version neutre										

[1] Insert screw SM40-070-00 / Vis de serrage SM40-070-00; [2] Only for finishing / Uniquement pour la finition

RHKW1003M0TN

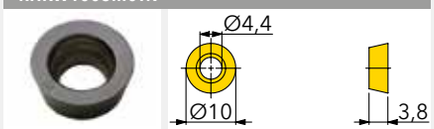

RHHW1003M0TN

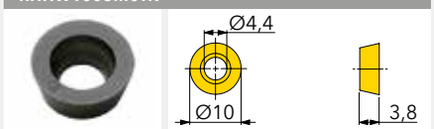

RHHT1003M0TN

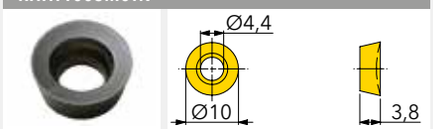

RHHT1003M0TN-P

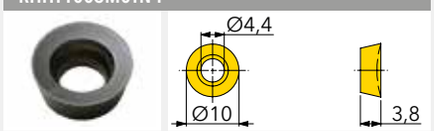

RHHT1003M0FN-P

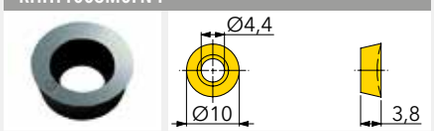

Designation Réf. de l'article	fz(min/max)	Design Conception	Grade Nuance	IN05S	IN2004	IN2005	IN2006	IN2035	IN2505	IN4015	IN7035
RHKW1003M0TN	0,25/0,60	neutral roughing geometry / Géo. neutre pour ébauche			●	●		●	●	●	
RHHW1003M0TN	0,25/0,50	neutral geometry, K-land / Géo. neutre avec chan. d'arête			●	●	●			●	
RHHT1003M0TN	0,15/0,40	positive geometry, K-land / Géo. positive avec chan. d'arête			●	●		●			●
RHHT1003M0TN-P	0,10/0,20	titanium geometry, polished / Géométrie Titane, polie				●					
RHHT1003M0FN-P	0,15/0,30	non-ferrous geometry, polished / Géo. pour mat. non fer., polie		●							

● = P ● = M ● = K ● = N ● = S ○ = H

SPARE PARTS
ACCESSOIRES





	SM40-080-10 (4,5Nm)	TX15x90-B

① = Insert screw / Vis de serrage plaquette ② = Torx-Bit / Embout torx

Member IMC Group Ingersoll Cutting Tools

SCREW-IN TYPE ADAPTION
ATTACHEMENT FILETÉ



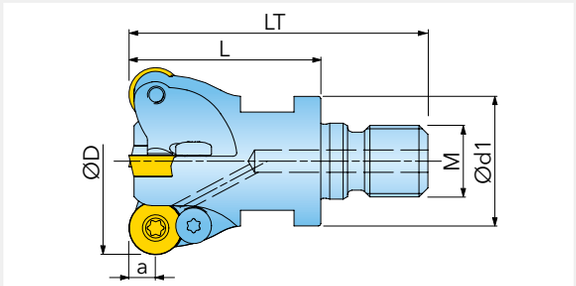

Designation Réf. de l'article	D	d1	LT	L	a	M	Z			kg
15B1H024035X7R00	24	21	57	35	6	M12	2	3,5	✓	0,08
15B1H032043X8R00	32	29	67	43	6	M16	3	2	✓	0,18
15B1H035043X8R00	35	29	67	43	6	M16	3	2	✓	0,19
15B1H042043X8R00	42	29	67	43	6	M16	4	2	✓	0,25
Neutral design / Version neutre										

RHKW1204M0TN

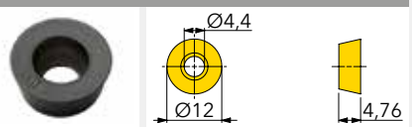

RHHW1204M0TN

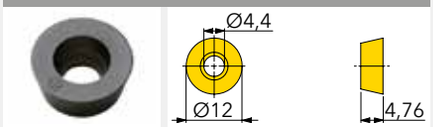

RHHT1204M0TN

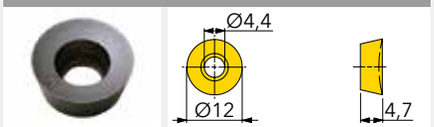

RHHT1204M0TN-P

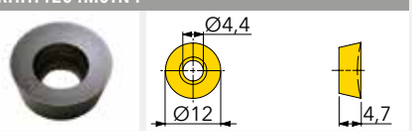

RHHT1204M0FN-P

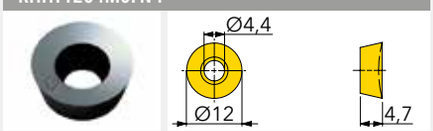

Designation Réf. de l'article	fz(min/max)	Design Conception	Grade Nuance	IN05S	IN2004	IN2005	IN2006	IN2035	IN2505	IN4015	IN7035
RHKW1204M0TN	0,25/0,80	neutral roughing geometry / Géo. neutre avec chan. d'arête			●	●		●	●	●	
RHHW1204M0TN	0,25/0,60	neutral geometry, K-land / Géo. neutre pour ébauche			●	●	●			●	
RHHT1204M0TN	0,25/0,50	positive geometry, K-land / Géo. positive avec chan. d'arête			●	●		●			●
RHHT1204M0TN-P	0,10/0,25	titanium geometry, polished / Géométrie Titane, polie				●					
RHHT1204M0FN-P	0,15/0,30	non-ferrous geometry, polished / Géo. pour mat. non fer., polie		●							

● = P ● = M ● = K ● = N ● = S ○ = H

SPARE PARTS
ACCESSOIRES



SM40-080-10 (4,5Nm)	TX15x90-B	SF035-01 (2,0Nm)

① = Insert screw / Vis de serrage plaquette ② = Torx-Bit / Embout torx ③ = Clamping screw / Vis de serrage

Member IMC Group Ingersoll Cutting Tools

SCREW-IN TYPE ADAPTION
ATTACHEMENT FILETÉ



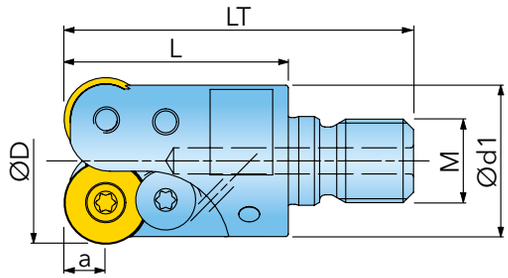

Designation Réf. de l'article	D	d1	LT	L	a	M	Z			kg
15B1K032043X8R00	32	29	67	43	8	M16	2	2	✓	0,16
Neutral design / Version neutre										

RHKW1605M0TN

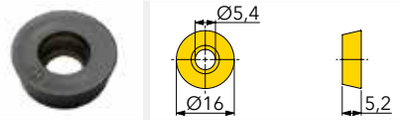

RHHW1605M0TN

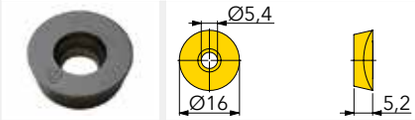

RHHT1605M0TN

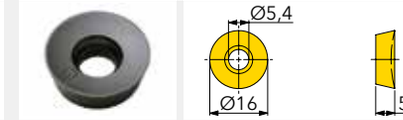

RHKT1605M0TN-PH2

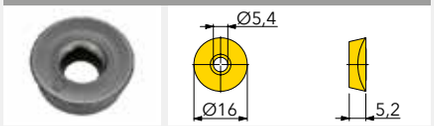

RHHT1605M0TN-P

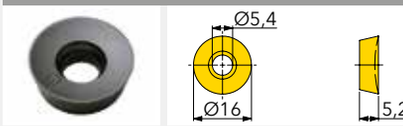

RHHT1605M0FN-P

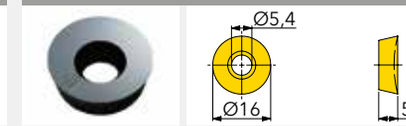

Designation Réf. de l'article	fz(min/max)	Design Conception	Grade Nuance	IN05S	IN2004	IN2005	IN2035	IN2505	IN4015	IN4030	IN7035
RHKW1605M0TN	0,30/1,00	neutral roughing geometry / Géo. neutre pour ébauche			●	●	●	●	●	●	
RHHW1605M0TN	0,30/0,80	neutral geometry, K-land / Géo. neutre avec chan. d'arête			●	●					
RHHT1605M0TN	0,25/0,50	positive geometry, K-land / Géo. positive avec chan. d'arête			●	●	●				●
RHKT1605M0TN-PH2	0,50/1,50	positive roughing geometry, neg. K-land / Géo. positive ébauche, chan. d'arête nég.				●				●	
RHHT1605M0TN-P	0,10/0,25	titanium geometry, polished / Géométrie Titane, polie				●					
RHHT1605M0FN-P	0,15/0,30	non-ferrous geometry, polished / Géo. pour mat. non fer., polie		●							

● = P ● = M ● = K ● = N ● = S ○ = H

SPARE PARTS
ACCESSOIRES



	SM50-100-10 (6,0Nm)	TX20x90-B	CL-5000

① = Insert screw / Vis de serrage plaquette ② = Torx-Bit / Embout torx ③ = Clamping disk / Bride de fixation

Member IMC Group Ingersoll Cutting Tools

ADAPTION ACC. TO DIN 8030
ATTACHEMENT DIN 8030



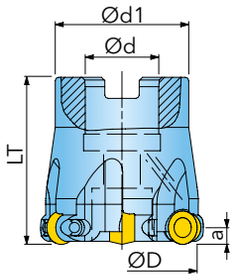

Designation Réf. de l'article	D	d	d1	LT	a	Z		IK	kg
5W2G052R00	52	22	40	50	5	6	4	✓	0,36
5W2G066R00	66	27	48	50	5	7	3	✓	0,60
Neutral design / Version neutre									

RHKW1003M0TN

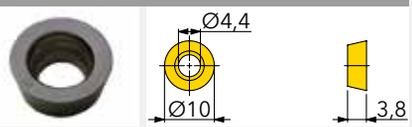

RHHW1003M0TN

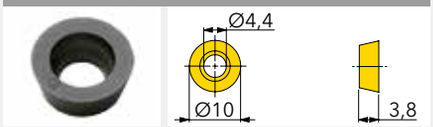

RHHT1003M0TN

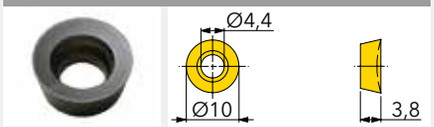

RHHT1003M0TN-P

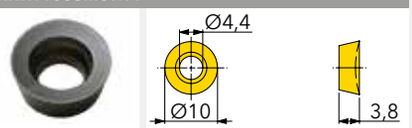

RHHT1003M0FN-P

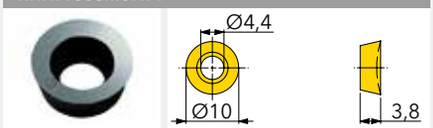

Designation Réf. de l'article	fz(min/max)	Design Conception	Grade Nuance	IN05S	IN2004	IN2005	IN2006	IN2035	IN2505	IN4015	IN7035
RHKW1003M0TN	0,25/0,60	neutral roughing geometry / Géo. neutre pour ébauche			●	●		●	●	●	
RHHW1003M0TN	0,25/0,50	neutral geometry, K-land / Géo. neutre avec chan. d'arête			●	●	●			●	
RHHT1003M0TN	0,15/0,40	positive geometry, K-land / Géo. positive avec chan. d'arête			●	●		●			●
RHHT1003M0TN-P	0,10/0,20	titanium geometry, polished / Géométrie Titane, polie				●					
RHHT1003M0FN-P	0,15/0,30	non-ferrous geometry, polished / Géo. pour mat. non fer., polie		●							

● = P ● = M ● = K ● = N ● = S ○ = H

SPARE PARTS
ACCESSOIRES

① 

② 

SM40-080-10 (4,5Nm) TX15x90-B

① = Insert screw / Vis de serrage plaquette ② = Torx-Bit / Embout torx

ADAPTION ACC. TO DIN 8030
ATTACHEMENT DIN 8030



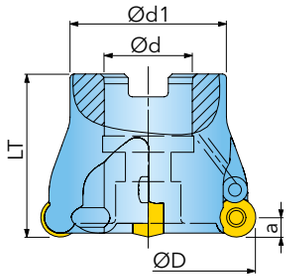

Designation Réf. de l'article	D	d	d1	LT	a	Z		IK	kg
5W2H052R00	52	22	40	50	6	5	4	✓	0,32
5W2H066R00	66	27	48	50	6	6	3	✓	0,56
5W2H080R00	80	27	60	50	6	7	2	✓	0,98

Neutral design / Version neutre

RHKW1204M0TN

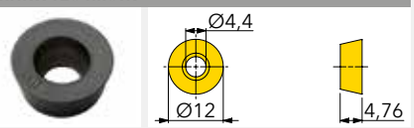

RHHW1204M0TN

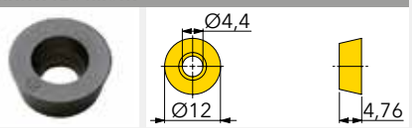

RHHT1204M0TN

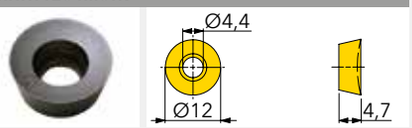

RHHT1204M0TN-P

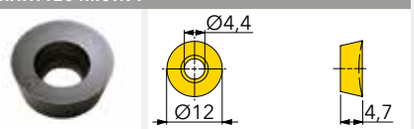

RHHT1204M0FN-P

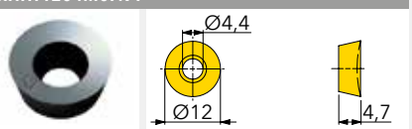

Designation Réf. de l'article	fz(min/max)	Design Conception	Grade Nuance	IN05S	IN2004	IN2005	IN2006	IN2035	IN2505	IN4015	IN7035
RHKW1204M0TN	0,25/0,80	neutral roughing geometry / Géo. neutre avec chan. d'arête			●	●		●	●	●	
RHHW1204M0TN	0,25/0,60	neutral geometry, K-land / Géo. neutre pour ébauche			●	●	●			●	
RHHT1204M0TN	0,25/0,50	positive geometry, K-land / Géo. positive avec chan. d'arête			●	●		●			●
RHHT1204M0TN-P	0,10/0,25	titanium geometry, polished / Géométrie Titane, polie				●					
RHHT1204M0FN-P	0,15/0,30	non-ferrous geometry, polished / Géo. pour mat. non fer., polie		●							

● = P ● = M ● = K ● = N ● = S ○ = H

SPARE PARTS
ACCESSOIRES



SM40-080-10 (4,5Nm)	TX15x90-B	SF035-01 (2,0Nm)

① = Insert screw / Vis de serrage plaquette ② = Torx-Bit / Embout torx ③ = Clamping screw / Vis de serrage

Member IMC Group Ingersoll Cutting Tools

ADAPTION ACC. TO DIN 8030
ATTACHEMENT DIN 8030



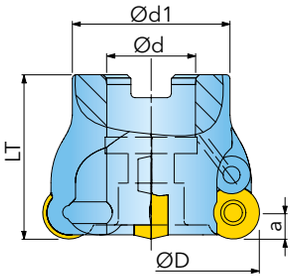

Designation Réf. de l'article	D	d	d1	LT	a	Z		IK	kg
5W2K052R00	52	22	40	50	8	4	2,5	✓	0,30
5W2K066R00	66	27	48	50	8	5	3,5	✓	0,50
5W2K080R00	80	27	60	50	8	6	2,5	✓	0,86
5W2K100R00	100	32	70	55	8	7	2	✓	1,38
5W2K125R00	125	40	90	55	8	8	1,5		2,44
5W2K160R00	160	40	120	55	8	9	1		4,84
Neutral design / Version neutre									

RHKW1605M0TN

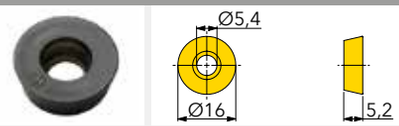

RHHW1605M0TN

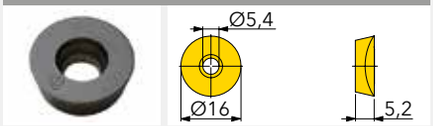

RHHT1605M0TN

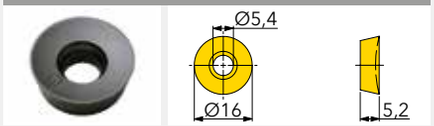

RHKT1605M0TN-PH2

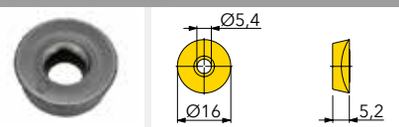

RHHT1605M0TN-P

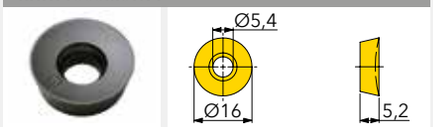

RHHT1605M0FN-P

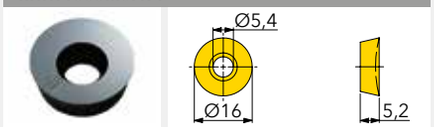

Designation Réf. de l'article	fz(min/max)	Design Conception	Grade Nuance	IN05S	IN2004	IN2005	IN2035	IN2505	IN4015	IN4030	IN7035
RHKW1605M0TN	0,30/1,00	neutral roughing geometry / Géo. neutre pour ébauche			●	●	○	●	●	●	
RHHW1605M0TN	0,30/0,80	neutral geometry, K-land / Géo. neutre avec chan. d'arête			●	●					
RHHT1605M0TN	0,25/0,50	positive geometry, K-land / Géo. positive avec chan. d'arête			●	●	○				○
RHKT1605M0TN-PH2	0,50/1,50	positive roughing geometry, neg. K-land / Géo. positive ébauche, chan. d'arête nég.				●				●	
RHHT1605M0TN-P	0,10/0,25	titanium geometry, polished / Géométrie Titane, polie				●					
RHHT1605M0FN-P	0,15/0,30	non-ferrous geometry, polished / Géo. pour mat. non fer., polie		●							

● = P ○ = M ● = K ● = N ● = S ○ = H

SPARE PARTS
ACCESSOIRES



SM50-100-10 (6,0Nm)	TX20x90-B	CL-5000

① = Insert screw / Vis de serrage plaquette ② = Torx-Bit / Embout torx ③ = Clamping disk / Bride de fixation

Member IMC Group Ingersoll Cutting Tools

SCREW-IN TYPE ADAPTION
ATTACHEMENT FILETÉ



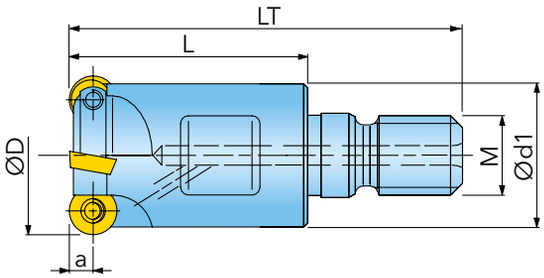

Designation Réf. de l'article	D	d1	LT	L	a	M	Z		IK	kg
15B2E016023X5R00	16	13	40,8	23	4	M8	2	2	✓	0,02
Positive design / Version positive										

RHHW0802M0TN

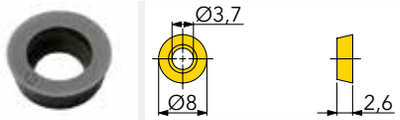

RHHT0802M0TN

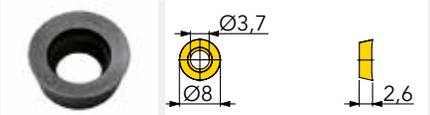

RHHT0802M0TN-P

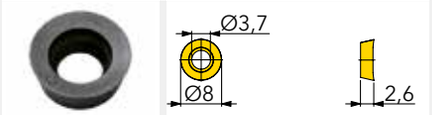

RHHT0802M0FN-P

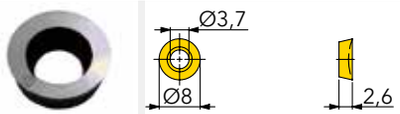

Designation Réf. de l'article	fz(min/max)	Design Conception	Grade Nuance	IN05S	IN2004	IN2005	IN2006	IN2035
RHHW0802M0TN	0,20/0,40	neutral geometry, K-land / Géo. neutre avec chan. d'arête			●	●	●	
RHHT0802M0TN	0,10/0,20	positive geometry, K-land / Géo. positive avec chan. d'arête				●		●
RHHT0802M0TN-P	0,10/0,20	titanium geometry, polished / Géométrie Titane, polie				●		
RHHT0802M0FN-P	0,10/0,30	non-ferrous geometry, polished / Géo. pour mat. non fer., polie		●				

● = P ● = M ● = K ● = N ● = S ○ = H

SPARE PARTS
ACCESSOIRES





SM30-053-00 (2,0Nm) TX09x90-B

① = Insert screw / Vis de serrage plaquette ② = Torx-Bit / Embout torx

Member IMC Group Ingersoll Cutting Tools

SCREW-IN TYPE ADAPTION
ATTACHEMENT FILETÉ



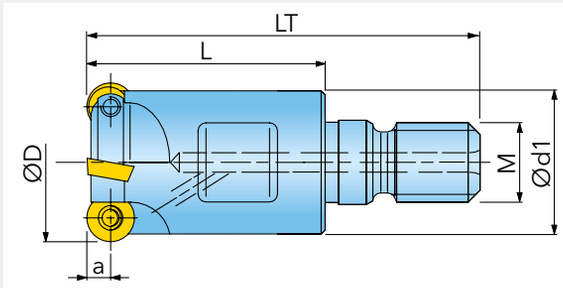

Designation Réf. de l'article	D	d1	LT	L	a	M	Z			kg
15B2G020030X6R00	20	18	49,8	30	5	M10	2	3,5	✓	0,05
15B2G025035X7R00	25	21	57	35	5	M12	3	2	✓	0,09
15B2G030043X8R00	30	29	67	43	5	M16	3	10	✓	0,19
15B2G035043X8R00	35	29	67	43	5	M16	4	7,5	✓	0,21
15B2G042043X8R00	42	29	67	43	5	M16	5	5,5	✓	0,23

Positive design / Version positive

RHKW1003M0TN

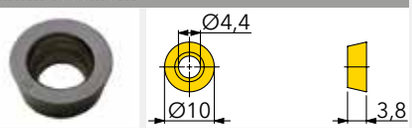

RHHW1003M0TN

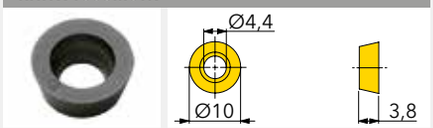

RHHT1003M0TN

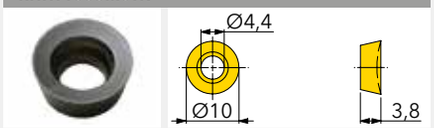

RHHT1003M0TN-P

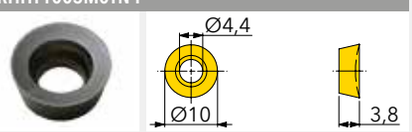

RHHT1003M0FN-P

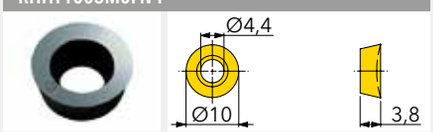

Designation Réf. de l'article	fz(min/max)	Design Conception	Grade Nuance	IN05S	IN2004	IN2005	IN2006	IN2035	IN2505	IN4015	IN7035
RHKW1003M0TN	0,25/0,60	neutral roughing geometry / Géo. neutre pour ébauche			●	●		●	●	●	
RHHW1003M0TN	0,25/0,50	neutral geometry, K-land / Géo. neutre avec chan. d'arête			●	●	●			●	
RHHT1003M0TN	0,15/0,40	positive geometry, K-land / Géo. positive avec chan. d'arête			●	●		●			●
RHHT1003M0TN-P	0,10/0,20	titanium geometry, polished / Géométrie Titane, polie				●					
RHHT1003M0FN-P	0,15/0,30	non-ferrous geometry, polished / Géo. pour mat. non fer., polie		●							

● = P ● = M ● = K ● = N ● = S ○ = H

SPARE PARTS
ACCESSOIRES





Diameter Range / Diamètres

20	SM40-070-00 (4,5Nm)	TX15x90-B
25 - 42	SM40-080-10 (4,5Nm)	TX15x90-B

① = Insert screw / Vis de serrage plaquette ② = Torx-Bit / Embout torx

Member IMC Group Ingersoll Cutting Tools

SCREW-IN TYPE ADAPTION
ATTACHEMENT FILETÉ



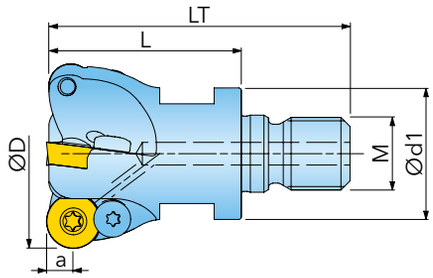

Designation Réf. de l'article	D	d1	LT	L	a	M	Z		IK	kg
15B2H024035X7R00	24	21	57	35	6	M12	2	3,5	✓	0,08
15B2H032043X8R00	32	29	67	43	6	M16	3	2	✓	0,18
15B2H035043X8R00	35	29	67	43	6	M16	3	2	✓	0,19
15B2H040043X8R00	40	29	67	43	6	M16	4	2,5	✓	0,25
15B2H042043X8R00	42	29	67	43	6	M16	4	2	✓	0,25

Positive design / Version positive

RHKW1204M0TN

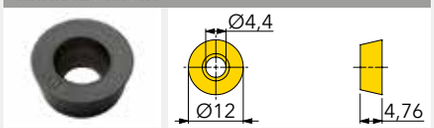

RHHW1204M0TN

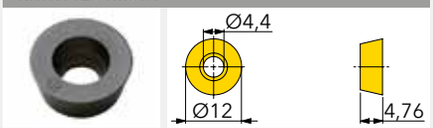

RHHT1204M0TN

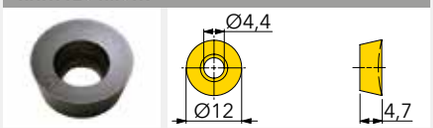

RHHT1204M0TN-P

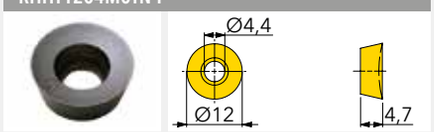

RHHT1204M0FN-P

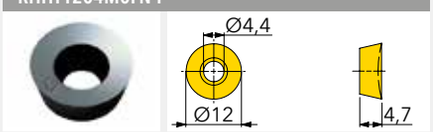

Designation Réf. de l'article	fz(min/max)	Design Conception	Grade Nuance	IN05S	IN2004	IN2005	IN2006	IN2035	IN2505	IN4015	IN7035
RHKW1204M0TN	0,25/0,80	neutral roughing geometry / Géo. neutre avec chan. d'arête			◔	◔		◑	◑	◔	
RHHW1204M0TN	0,25/0,60	neutral geometry, K-land / Géo. neutre pour ébauche			◔	◔	◐			◔	
RHHT1204M0TN	0,25/0,50	positive geometry, K-land / Géo. positive avec chan. d'arête			◔	◔		◑			◑
RHHT1204M0TN-P	0,10/0,25	titanium geometry, polished / Géométrie Titane, polie				◔					
RHHT1204M0FN-P	0,15/0,30	non-ferrous geometry, polished / Géo. pour mat. non fer., polie		●							

● = P ◑ = M ◔ = K ● = N ◑ = S ○ = H

SPARE PARTS
ACCESSOIRES



SM40-080-10 (4,5Nm)	TX15x90-B	SF035-01 (2,0Nm)

① = Insert screw / Vis de serrage plaquette ② = Torx-Bit / Embout torx ③ = Clamping screw / Vis de serrage

Member IMC Group Ingersoll Cutting Tools

SCREW-IN TYPE ADAPTION
ATTACHEMENT FILETÉ



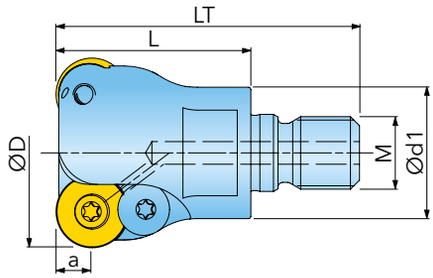

Designation Réf. de l'article	D	d1	LT	L	a	M	Z			kg
15B2K032043X8R00	32	29	67	43	8	M16	2	2	✓	0,16
15B2K042043X8R00	42	29	67	43	8	M16	3	2	✓	0,25
Positive design / Version positive										

RHKW1605M0TN

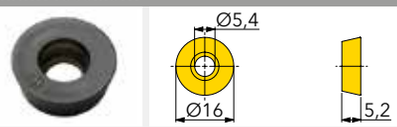

RHHW1605M0TN

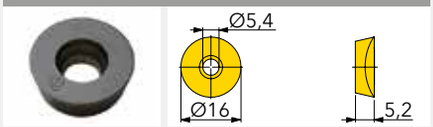

RHHT1605M0TN

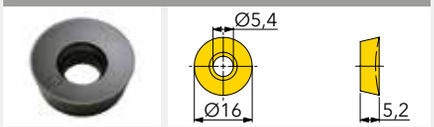

RHKT1605M0TN-PH2

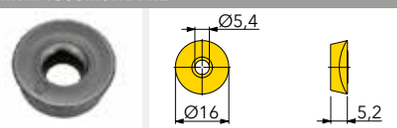

RHHT1605M0TN-P

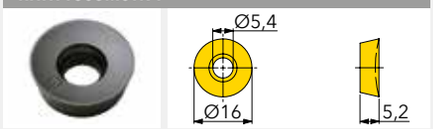

RHHT1605M0FN-P

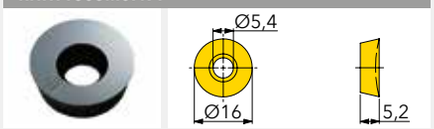

Designation Réf. de l'article	fz(min/max)	Design Conception	Grade Nuance	IN05S	IN2004	IN2005	IN2035	IN2505	IN4015	IN4030	IN7035
RHKW1605M0TN	0,30/1,00	neutral roughing geometry / Géo. neutre pour ébauche			●	●	●	●	●	●	
RHHW1605M0TN	0,30/0,80	neutral geometry, K-land / Géo. neutre avec chan. d'arête			●	●					
RHHT1605M0TN	0,25/0,50	positive geometry, K-land / Géo. positive avec chan. d'arête			●	●	●				●
RHKT1605M0TN-PH2	0,50/1,50	positive roughing geometry, neg. K-land / Géo. positive ébauche, chan. d'arête nég.				●				●	
RHHT1605M0TN-P	0,10/0,25	titanium geometry, polished / Géométrie Titane, polie				●					
RHHT1605M0FN-P	0,15/0,30	non-ferrous geometry, polished / Géo. pour mat. non fer., polie		●							

● = P ● = M ● = K ● = N ● = S ○ = H

SPARE PARTS
ACCESSOIRES



SM50-100-10 (6,0Nm)	TX20x90-B	CL-5000

① = Insert screw / Vis de serrage plaquette ② = Torx-Bit / Embout torx ③ = Clamping disk / Bride de fixation

Member IMC Group Ingersoll Cutting Tools

ADAPTION ACC. TO DIN 8030
ATTACHEMENT DIN 8030



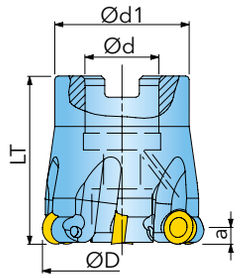

Designation Réf. de l'article	D	d	d1	LT	a	Z		IK	kg
5W7G052R00	52	22	40	50	5	6	4	✓	0,36
Positive design / Version positive									

RHKW1003M0TN

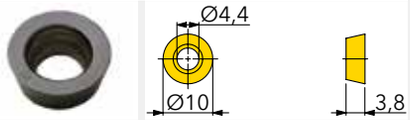

RHHW1003M0TN

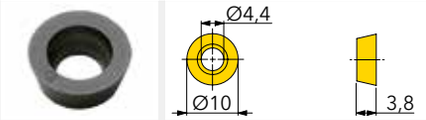

RHHT1003M0TN

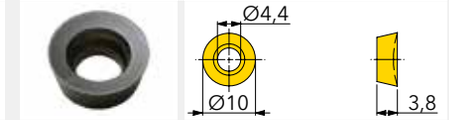

RHHT1003M0TN-P

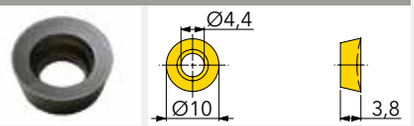

RHHT1003M0FN-P

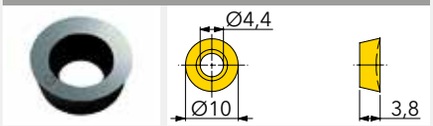

Designation Réf. de l'article	fz(min/max)	Design Conception	Grade Nuance	IN05S	IN2004	IN2005	IN2006	IN2035	IN2505	IN4015	IN7035
RHKW1003M0TN	0,25/0,60	neutral roughing geometry / Géo. neutre pour ébauche			●	●		○	○	●	
RHHW1003M0TN	0,25/0,50	neutral geometry, K-land / Géo. neutre avec chan. d'arête			●	●	○			●	
RHHT1003M0TN	0,15/0,40	positive geometry, K-land / Géo. positive avec chan. d'arête			●	●		○			○
RHHT1003M0TN-P	0,10/0,20	titanium geometry, polished / Géométrie Titane, polie				●					
RHHT1003M0FN-P	0,15/0,30	non-ferrous geometry, polished / Géo. pour mat. non fer., polie		●							

● = P ○ = M ● = K ● = N ○ = S ○ = H

SPARE PARTS
ACCESSOIRES





	SM40-080-10 (4,5Nm)	TX15x90-B

① = Insert screw / Vis de serrage plaquette ② = Torx-Bit / Embout torx

ADAPTION ACC. TO DIN 8030
ATTACHEMENT DIN 8030



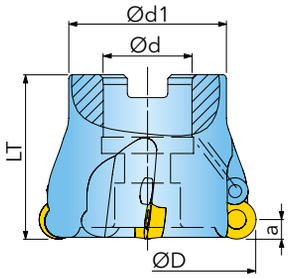

Designation Réf. de l'article	D	d	d1	LT	a	Z			kg
5W7H052R00	52	22	40	50	6	5	4	✓	0,33
5W7H066R00	66	27	48	50	6	6	3	✓	0,56
5W7H080R00	80	27	60	50	6	7	2	✓	1,00
Positive design / Version positive									

RHKW1204M0TN

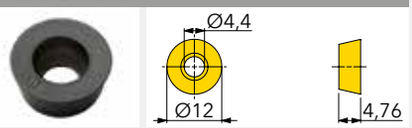

RHHW1204M0TN

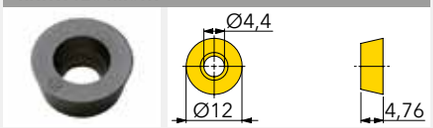

RHHT1204M0TN

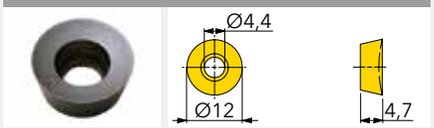

RHHT1204M0TN-P

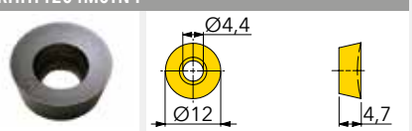

RHHT1204M0FN-P

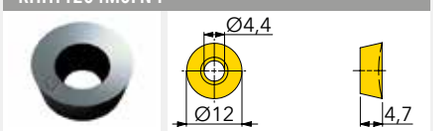

Designation Réf. de l'article	fz(min/max)	Design Conception	Grade Nuance	IN05S	IN2004	IN2005	IN2006	IN2035	IN2505	IN4015	IN7035
RHKW1204M0TN	0,25/0,80	neutral roughing geometry / Géo. neutre avec chan. d'arête			●	●		●	●	●	
RHHW1204M0TN	0,25/0,60	neutral geometry, K-land / Géo. neutre pour ébauche			●	●	●			●	
RHHT1204M0TN	0,25/0,50	positive geometry, K-land / Géo. positive avec chan. d'arête			●	●		●			●
RHHT1204M0TN-P	0,10/0,25	titanium geometry, polished / Géométrie Titane, polie				●					
RHHT1204M0FN-P	0,15/0,30	non-ferrous geometry, polished / Géo. pour mat. non fer., polie		●							

● = P ● = M ● = K ● = N ● = S ○ = H

SPARE PARTS ACCESSOIRES



SM40-080-10 (4,5Nm)	TX15x90-B	SF035-01 (2,0Nm)

① = Insert screw / Vis de serrage plaquette ② = Torx-Bit / Embout torx ③ = Clamping screw / Vis de serrage

ADAPTION ACC. TO DIN 8030
ATTACHEMENT DIN 8030



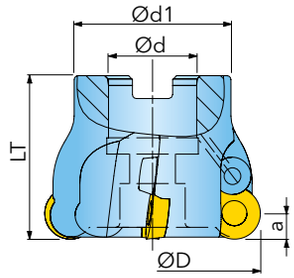

Designation Réf. de l'article	D	d	d1	LT	a	Z		IK	kg
5W7K052R00	52	22	40	50	8	4	2,5	✓	0,30
5W7K066R00	66	27	48	50	8	5	3,5	✓	0,51
5W7K080R00	80	27	60	50	8	6	2,5	✓	1,00
5W7K100R00	100	32	70	55	8	7	2	✓	1,45
5W7K125R00	125	40	90	55	8	8	1,5		2,45
5W7K160R00	160	40	120	55	8	9	1		4,53
Positive design / Version positive									

RHKW1605M0TN

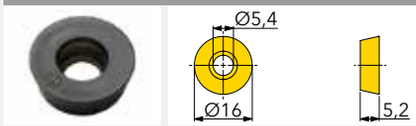

RHHW1605M0TN

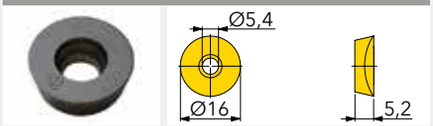

RHHT1605M0TN

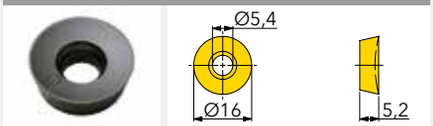

RHKT1605M0TN-PH2

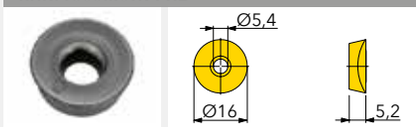

RHHT1605M0TN-P

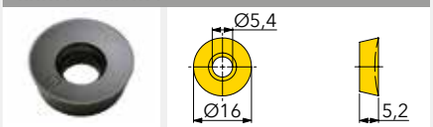

RHHT1605M0FN-P

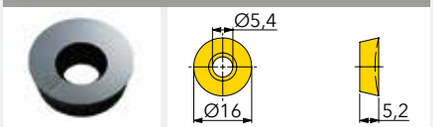

Designation Réf. de l'article	fz(min/max)	Design Conception	Grade Nuance	IN05S	IN2004	IN2005	IN2035	IN2505	IN4015	IN4030	IN7035
RHKW1605M0TN	0,30/1,00	neutral roughing geometry / Géo. neutre pour ébauche			●	●	●	●	●	●	
RHHW1605M0TN	0,30/0,80	neutral geometry, K-land / Géo. neutre avec chan. d'arête			●	●					
RHHT1605M0TN	0,25/0,50	positive geometry, K-land / Géo. positive avec chan. d'arête			●	●	●				●
RHKT1605M0TN-PH2	0,50/1,50	positive roughing geometry, neg. K-land / Géo. positive ébauche, chan. d'arête nég.				●				●	
RHHT1605M0TN-P	0,10/0,25	titanium geometry, polished / Géométrie Titane, polie				●					
RHHT1605M0FN-P	0,15/0,30	non-ferrous geometry, polished / Géo. pour mat. non fer., polie		●							

● = P ● = M ● = K ● = N ● = S ○ = H

SPARE PARTS
ACCESSOIRES



	SM50-100-10 (6,0Nm)	TX20x90-B	CL-5000

① = Insert screw / Vis de serrage plaquette ② = Torx-Bit / Embout torx ③ = Clamping disk / Bride de fixation

Member IMC Group Ingersoll Cutting Tools

ADAPTION ACC. TO DIN 8030
ATTACHEMENT DIN 8030



Designation Réf. de l'article	D	d	d1	LT	a	Z		IK	kg
5W7M066R00	66	27	48	50	10	5	2,5	✓	0,51
5W7M080R00	80	27	60	50	10	6	5	✓	1,00
5W7M100R00	100	32	70	55	10	7	3,5	✓	1,24
5W7M125R00	125	40	90	55	10	8	2,5		2,00
5W7M160R00	160	40	120	55	10	9	2		4,80

Positive design / Version positive

RHKW2006M0TN

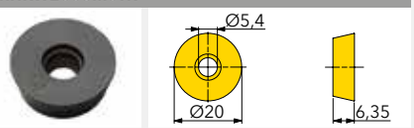

RHKT2006M0TN-PH2

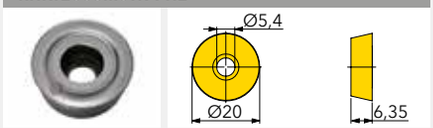

RHKT2006M0TN-PH

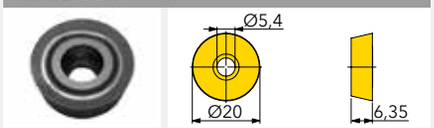

Designation Réf. de l'article	fz(min/max)	Design Conception	Grade Nuance	IN2005	IN4015	IN4030	IN4040
RHKW2006M0TN	0,40/1,00	neutral roughing geometry / Géo. neutre pour ébauche			◐	◐	◐
RHKT2006M0TN-PH2	0,50/1,50	positive roughing geometry, neg. K-land / Géo. positive ébauche, chan. d'arête nég.		◐	◐	◐	
RHKT2006M0TN-PH	0,25/0,50	positive roughing geometry, K-land / Géo. positive avec chan. d'arête		◐	◐	◐	

● = P ● = M ● = K ● = N ● = S ○ = H

SPARE PARTS
ACCESSOIRES



SM50-100-10 (6,0Nm)	TX20x90-B	CL-5000

① = Insert screw / Vis de serrage plaquette ② = Torx-Bit / Embout torx ③ = Clamping disk / Bride de fixation

Member IMC Group Ingersoll Cutting Tools

SCREW-IN TYPE ADAPTION
ATTACHEMENT FILETÉ



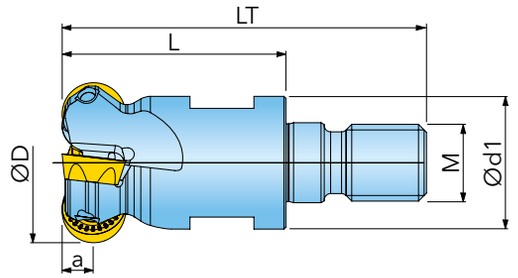

Designation Réf. de l'article	D	d1	LT	L	a	M	Z		IK	kg
15B5G020030X6R00	20	18	49,8	30	2,5	M10	2	6,0	✓	0,06
15B5G025035X7R00	25	21	57	35	2,5	M12	3	4,4	✓	0,10
15B5G032043X8R00	32	29	67	43	2,5	M16	4	2,2	✓	0,20
15B5G035043X8R00	35	29	67	43	2,5	M16	5	2,0	✓	0,22

RPLX10T3M0N-HR1

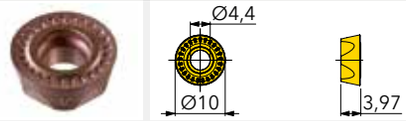

RPLX10T3M0TN-HR

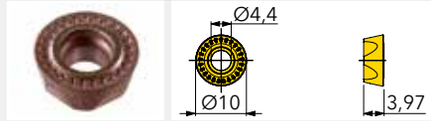

RPLX10T3M0TN-FL

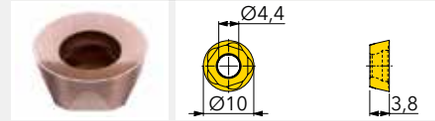

Designation Réf. de l'article	fz(min/max)	Design Conception	Grade Nuance	IN2505	IN6537	IN7036
RPLX10T3M0N-HR1	0,08/0,40	positive geometry / Géométrie positive		●	●	◐
RPLX10T3M0TN-HR	0,10/0,40	positive geometry, neg. K-land / Géométrie positive, renfort négatif		◐		◐
RPLX10T3M0TN-FL	0,08/0,40	positive geometry, K-land / Géométrie positive, renforcée		◐		

● = P ● = M ● = K ● = N ● = S ○ = H

SPARE PARTS
ACCESSOIRES





SM35-076-10 (3,0Nm) TX10x90-B

① = Insert screw / Vis de serrage plaquette ② = Torx-Bit / Embout torx

Member IMC Group Ingersoll Cutting Tools

SCREW-IN TYPE ADAPTION
ATTACHEMENT FILETÉ



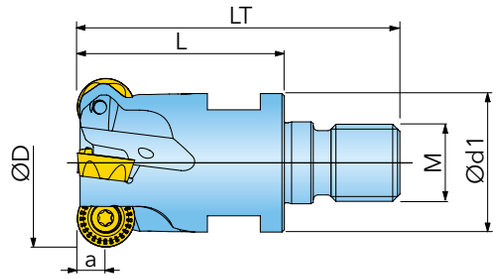

Designation Réf. de l'article	D	d1	LT	L	a	M	Z			IK	kg
15B5H032043X8R00	32	29	67	43	3	M16	3	3,9		✓	0,20
15B5H035043X8R00	35	29	67	43	3	M16	4	2,6		✓	0,21
15B5H040043X8R00	40	29	67	43	3	M16	5	2,4		✓	0,22
15B5H042043X8R00	42	29	67	43	3	M16	5	4,0		✓	0,33

RPLX1204M0N-HR1

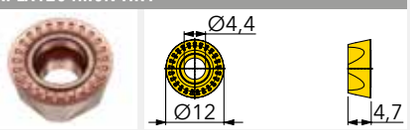

RPLX1204M0TN-HR

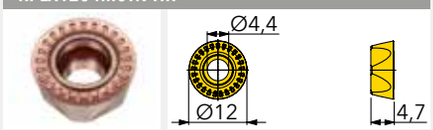

RPLX1204M0TN-FL

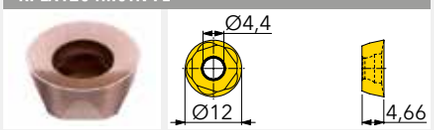

Designation Réf. de l'article	fz(min/max)	Design Conception	Grade Nuance	IN2505	IN7036						
RPLX1204M0N-HR1	0,10/0,50	positive geometry / Géométrie positive		●	●						
RPLX1204M0TN-HR	0,10/0,50	positive geometry, neg. K-land / Géométrie positive, renfort négatif		●	●						
RPLX1204M0TN-FL	0,10/0,50	positive geometry, K-land / Géométrie positive, renforcée		●							

● = P ● = M ● = K ● = N ● = S ○ = H

SPARE PARTS
ACCESSOIRES





	SO 35080I (3,0Nm)	TX15x90-B

① = Clamp screw / Vis de serrage ② = Torx-Bit / Embout torx

ADAPTION ACC. TO DIN 8030
ATTACHEMENT DIN 8030



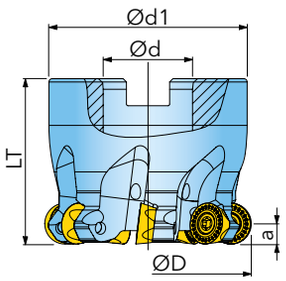

Designation Réf. de l'article	D	d	d1	LT	a	Z		IK	kg
5B5G040R01	40	16	38	40	2,5	6	5,6	✓	0,25
5B5G042R01	42	16	40	40	2,5	6	5,8	✓	0,28
5B5G050R01	50	22	48	40	2,5	7	5,0	✓	0,38
5B5G052R01	52	22	50	40	2,5	7	4,7	✓	0,40
5B5G063R01	63	22	61	40	2,5	8	3,6	✓	0,70

RPLX10T3M0N-HR1

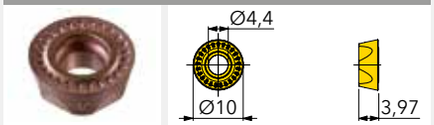

RPLX10T3M0TN-HR

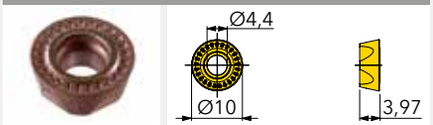

RPLX10T3M0TN-FL

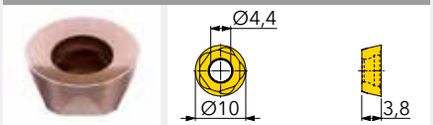

Designation Réf. de l'article	fz(min/max)	Design Conception	Grade Nuance	IN2505	IN6537	IN7036
RPLX10T3M0N-HR1	0,08/0,40	positive geometry / Géométrie positive		●	●	◐
RPLX10T3M0TN-HR	0,10/0,40	positive geometry, neg. K-land / Géométrie positive, renfort négatif		◐		◐
RPLX10T3M0TN-FL	0,08/0,40	positive geometry, K-land / Géométrie positive, renforcée		◐		

● = P ● = M ● = K ● = N ● = S ○ = H

SPARE PARTS
ACCESSOIRES





SM35-076-10 (3,0Nm) TX10x90-B

① = Insert screw / Vis de serrage plaquette ② = Torx-Bit / Embout torx

Member IMC Group Ingersoll Cutting Tools

ADAPTION ACC. TO DIN 8030
ATTACHEMENT DIN 8030



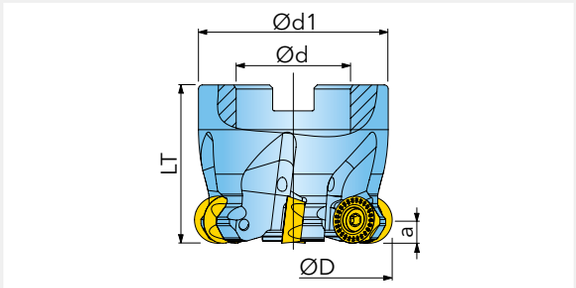

Designation Réf. de l'article	D	d	d1	LT	a	Z		IK	kg
5B5H040R01	40	16	38	40	3	5	2,4	✓	0,24
5B5H042R01	42	16	40	40	3	5	4	✓	0,27
5B5H050R01	50	22	48	40	3	6	5,6	✓	0,37
5B5H052R01	52	22	50	40	3	6	5,3	✓	0,40
5B5H063R01	63	22	61	40	3	7	4	✓	0,64
5B5H066R01	66	27	64	50	3	7	3,7	✓	0,90
5B5H080R01	80	27	78	50	3	9	2,9	✓	1,44

RPLX1204M0N-HR1

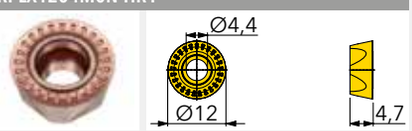

RPLX1204M0TN-HR

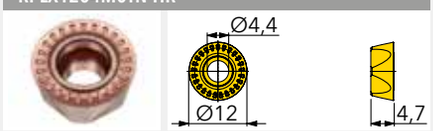

RPLX1204M0TN-FL

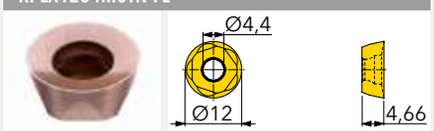

Designation Réf. de l'article	fz(min/max)	Design Conception	Grade Nuance	IN2505	IN7036
RPLX1204M0N-HR1	0,10/0,50	positive geometry / Géométrie positive		●	◐
RPLX1204M0TN-HR	0,10/0,50	positive geometry, neg. K-land / Géométrie positive, renfort négatif		●	◐
RPLX1204M0TN-FL	0,10/0,50	positive geometry, K-land / Géométrie positive, renforcée		●	

● = P ● = M ● = K ● = N ● = S ○ = H

SPARE PARTS
ACCESSOIRES





SO 35080I (3,0Nm)	TX15x90-B

① = Clamp screw / Vis de serrage ② = Torx-Bit / Embout torx

SCREW-IN TYPE ADAPTION
ATTACHEMENT FILETÉ



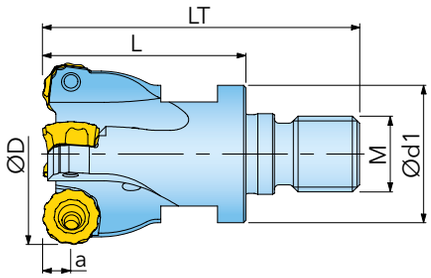

Designation Réf. de l'article	D	d1	LT	L	a	M	Z		IK	kg
15E1H024035X7R00	24	21	57	35	6	M12	2	1	✓	0,08
15E1H032043X8R00	32	29	67	43	6	M16	3	1,7	✓	0,18
15E1H035043X8R00	35	29	67	43	6	M16	3	2,5	✓	0,19
15E1H040043X8R00	40	29	67	43	6	M16	4	5,7	✓	0,24
15E1H042043X8R00	42	29	67	43	6	M16	4	5,3	✓	0,25

RCLT1204M0N-CC1

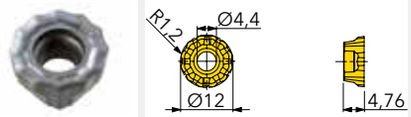

RCLT1204M0N-CC2

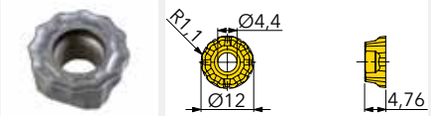

RCLT1204M0TN-PH2

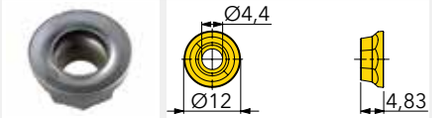

RCLT1204M0N-CP

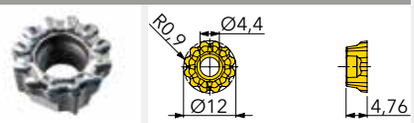

Designation Réf. de l'article	fz(min/max)	Design Conception	Grade Nuance	IN05S	IN2005	IN2035	IN4015	IN4030
RCLT1204M0N-CC1	0,10/0,25	positive geometry R1,2 / Géométrie positive R1,2			●	●	●	●
RCLT1204M0N-CC2	0,15/0,30	positive geometry R1,1 K-land / Géo. positive R1,1 avec chan. d'arête			●	●		●
RCLT1204M0TN-PH2	0,20/0,70	positive geometry, K-land / Géo. positive avec chan. d'arête			●			●
RCLT1204M0N-CP	0,10/0,25	non-ferrous geometry R0,9 / Géo. pour mat. non fer., polie		●				

● = P ● = M ● = K ● = N ● = S ○ = H

SPARE PARTS
ACCESSOIRES





	SM40-090-00 (4,5Nm)	TX15x90-B

① = Insert screw / Vis de serrage plaquette ② = Torx-Bit / Embout torx

Member IMC Group Ingersoll Cutting Tools

SCREW-IN TYPE ADAPTION
ATTACHEMENT FILETÉ



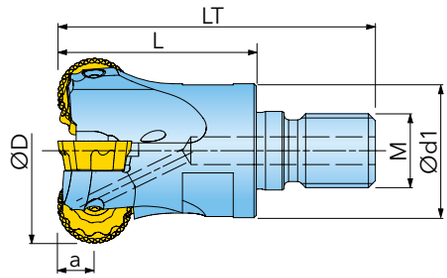

Designation Réf. de l'article	D	d1	LT	L	a	M	Z		IK	kg
15E1K032043X8R00	32	29	67	43	8	M16	2	0,5	✓	0,16
15E1K040043X8R00	40	29	67	43	8	M16	3	1,7	✓	0,23
15E1K042043X8R00	42	29	67	43	8	M16	3	1,7	✓	0,25

RCLT1606M0N-CC

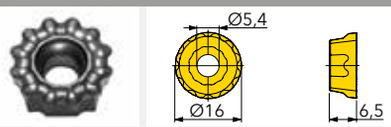

RCLT1606M0N-CC1

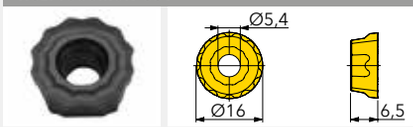

RCLT1606M0TN-PH

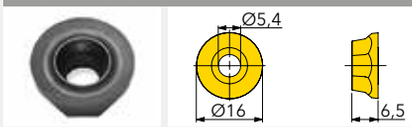

RCLT1606M0TN-PH2

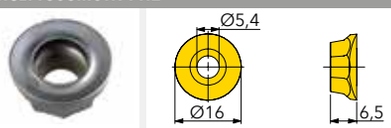

RCLT1606M0N-CP

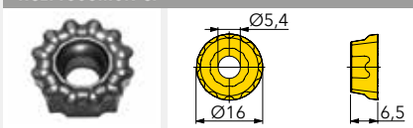

Designation Réf. de l'article	fz(min/max)	Design Conception	Grade Nuance	IN05S	IN2005	IN4015	IN4030	IN4040			
RCLT1606M0N-CC	0,10/0,25	positive steel geometry R1,2 / Géo. positive pour acier R1,2			●	●	●				
RCLT1606M0N-CC1	0,10/0,30	positive steel geometry R1,6 / Géo. positive pour acier R1,6			●	●	●				
RCLT1606M0TN-PH	0,10/0,50	positive steel geometry / Géo. positive pour acier			●	●					
RCLT1606M0TN-PH2	0,20/0,80	positive geometry, neg. K-land / Géo. positive avec chan. d'arête			●			●			
RCLT1606M0N-CP	0,10/0,25	positive non-ferrous geometry / Géo. pour mat. non fer., polie		●							

● = P ● = M ● = K ● = N ● = S ○ = H

SPARE PARTS
ACCESSOIRES





SM50-105-10 (6,0Nm) TX20x90-B

① = Insert screw / Vis de serrage plaquette ② = Torx-Bit / Embout torx

ADAPTION ACC. TO DIN 8030
ATTACHEMENT DIN 8030



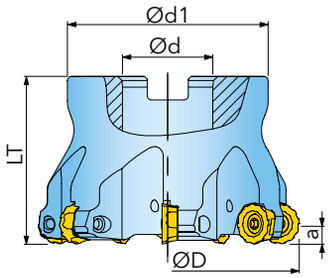

Designation Réf. de l'article	D	d	d1	LT	a	Z		IK	kg
5E6H050R00	50	22	40	50	6	5	4	✓	0,31
5E6H052R00	52	22	40	50	6	5	4,6	✓	0,32
5E6H063R00	63	27	48	50	6	6	3	✓	0,55
5E6H066R00	66	27	48	50	6	6	2,6	✓	0,56
5E6H080R00	80	27	60	50	6	7	2,1	✓	0,98

RCLT1204M0N-CC1

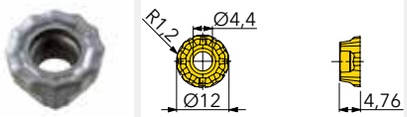

RCLT1204M0N-CC2

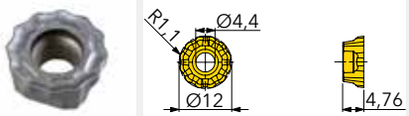

RCLT1204M0TN-PH2

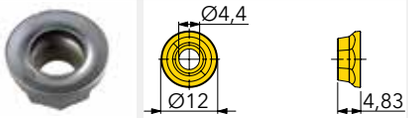

RCLT1204M0N-CP

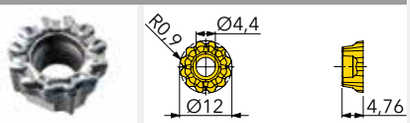

Designation Réf. de l'article	fz(min/max)	Design Conception	Grade Nuance	IN05S	IN2005	IN2035	IN4015	IN4030
RCLT1204M0N-CC1	0,10/0,25	positive geometry R1,2 / Géométrie positive R1,2			●	●	●	●
RCLT1204M0N-CC2	0,15/0,30	positive geometry R1,1 K-land / Géo. positive R1,1 avec chan. d'arête			●	●		●
RCLT1204M0TN-PH2	0,20/0,70	positive geometry, K-land / Géo. positive avec chan. d'arête			●			●
RCLT1204M0N-CP	0,10/0,25	non-ferrous geometry R0,9 / Géo. pour mat. non fer., polie		●				

● = P ● = M ● = K ● = N ● = S ○ = H

SPARE PARTS
ACCESSOIRES





SM40-090-00 (4,5Nm) TX15x90-B

① = Insert screw / Vis de serrage plaquette ② = Torx-Bit / Embout torx

Member IMC Group Ingersoll Cutting Tools

ADAPTION ACC. TO DIN 8030
ATTACHEMENT DIN 8030

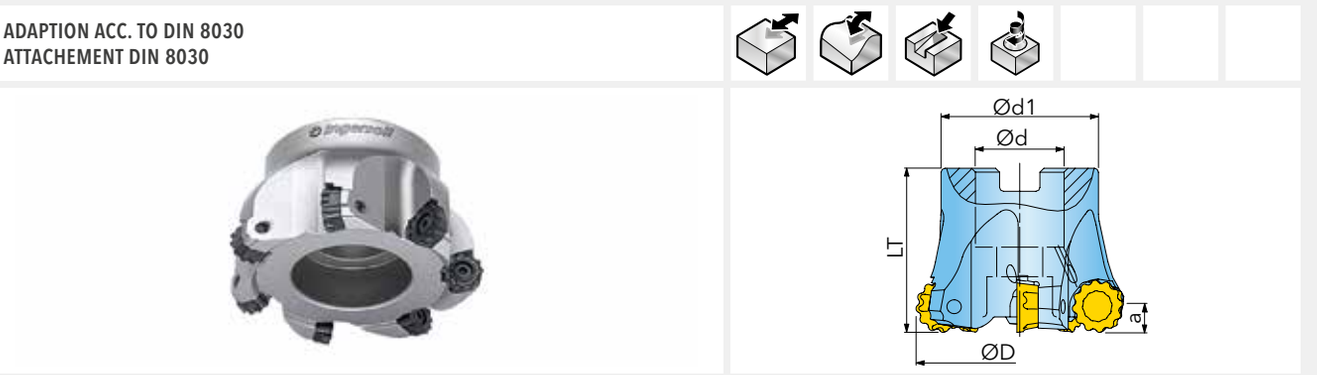

Designation Réf. de l'article	D	d	d1	LT	a	Z		IK	kg
5E6K050R00	50	22	40	50	8	4	7,6	✓	0,36
5E6K052R00	52	22	40	50	8	4	7,8	✓	0,36
5E6K063R00	63	27	48	50	8	5	6,1	✓	0,56
5E6K066R00	66	27	48	50	8	5	5,8	✓	0,56
5E6K080R00	80	27	60	50	8	6	4,2	✓	1,00
5E6K100R00	100	32	70	55	8	7	3		1,38
5E6K125R00	125	40	90	55	8	8	2,3		2,44
5E6K160R00	160	40	120	55	8	9	2		4,67

RCLT1606M0N-CC

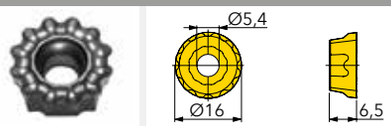

RCLT1606M0N-CC1

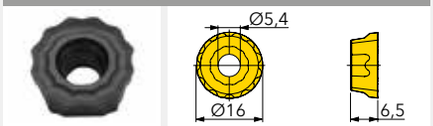

RCLT1606M0TN-PH

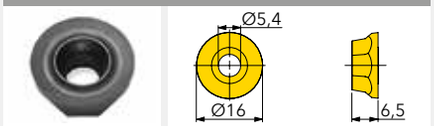

RCLT1606M0TN-PH2

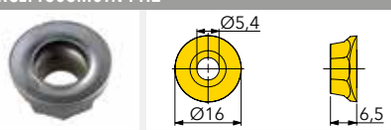

RCLT1606M0N-CP

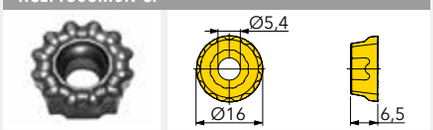

Designation Réf. de l'article	fz(min/max)	Design Conception	Grade Nuance	IN05S	IN2005	IN4015	IN4030	IN4040
RCLT1606M0N-CC	0,10/0,25	positive steel geometry R1,2 / Géo. positive pour acier R1,2			●	●	●	
RCLT1606M0N-CC1	0,10/0,30	positive steel geometry R1,6 / Géo. positive pour acier R1,6			●	●	●	
RCLT1606M0TN-PH	0,10/0,50	positive steel geometry / Géo. positive pour acier			●	●		
RCLT1606M0TN-PH2	0,20/0,80	positive geometry, neg. K-land / Géo. positive avec chan. d'arête			●			●
RCLT1606M0N-CP	0,10/0,25	positive non-ferrous geometry / Géo. pour mat. non fer., polie		●				

● = P ● = M ● = K ● = N ● = S ○ = H

SPARE PARTS
ACCESSOIRES

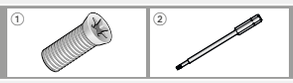

SM50-120-10 (6,0Nm) TX20x90-B

① = Insert screw / Vis de serrage plaquette ② = Torx-Bit / Embout torx

SCREW-IN TYPE ADAPTION
ATTACHEMENT FILETÉ



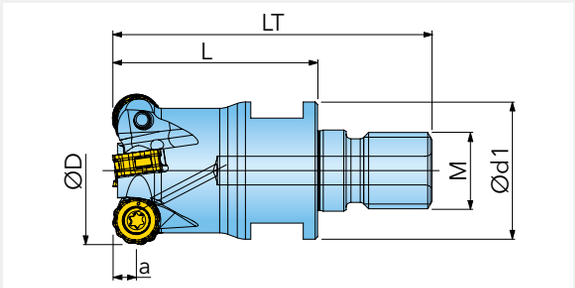

Designation Réf. de l'article	D	d1	LT	L	a	M	Z		IK	kg
1DE6G025035X7R00	25	21	57	35	5	M12	3	1,1	✓	0,1
1DE6G032043X8R00	32	29	67	43	5	M16	4	0,9	✓	0,2
1DE6G042043X8R00	42	29	67	43	5	M16	5	0,9	✓	0,3

RNLU1004MON-M

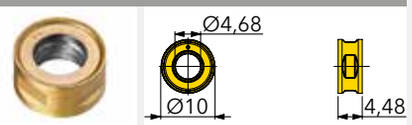

RNLU1004MON-S

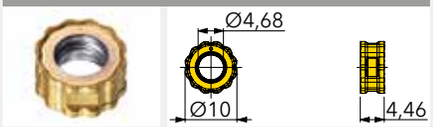

Designation Réf. de l'article	fz(min/max)	Design Conception	Grade Nuance	IN2035	IN2505	IN2530
RNLU1004MON-M	0,10/0,50	positive geometry / Géométrie positive				
RNLU1004MON-S	0,10/0,50	positive roughing geometry / Géo. positive ébauche				

● = P ● = M ● = K ● = N ● = S ○ = H

SPARE PARTS
ACCESSOIRES



TS 35085I/HG (3,0Nm) TX15x90-B

① = Insert screw / Vis de serrage plaquette ② = Torx-Bit / Embout torx

Member IMC Group Ingersoll Cutting Tools

SCREW-IN TYPE ADAPTION
ATTACHEMENT FILETÉ



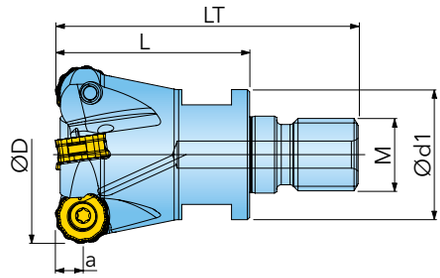

Designation Réf. de l'article	D	d1	LT	L	a	M	Z		IK	kg
1DE6H032043X8R00	32	29	67	43	6	M16	3	1,4	✓	0,2
1DE6H040043X8R00	40	29	67	43	6	M16	4	1,3	✓	0,3

RNLU1205MON-M

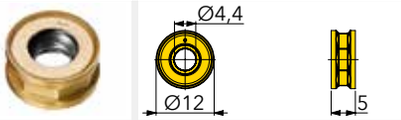

RNLU1205MON-S

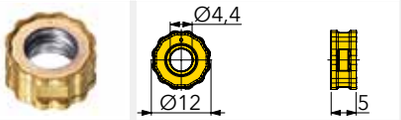

Designation Réf. de l'article	fz(min/max)	Design Conception	Grade Nuance	IN2035	IN2505	IN6537	IN7036				
RNLU1205MON-M	0,13/0,60	positive geometry / Géométrie positive			●	●	●				
RNLU1205MON-S	0,13/0,60	positive roughing geometry / Géo. positive ébauche		●	●	●					

● = P ● = M ● = K ● = N ● = S ○ = H

SPARE PARTS
ACCESSOIRES





SM40-110-00 (4,5Nm) TX15x90-B

① = Insert screw / Vis de serrage ② = Torx-Bit / Embout torx

ADAPTION ACC. TO DIN 8030
ATTACHEMENT DIN 8030



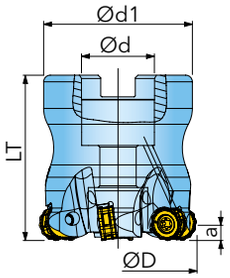

Designation Réf. de l'article	D	d	d1	LT	a	Z		IK	kg
DE6G040R00	40	16	30	40	5	5	0,9	✓	0,2
DE6G050R00	50	22	40	50	5	6	0,7	✓	0,4
DE6G052R00	52	22	42	50	5	6	0,8	✓	0,4

RNLU1004MON-M

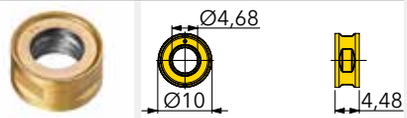

RNLU1004MON-S

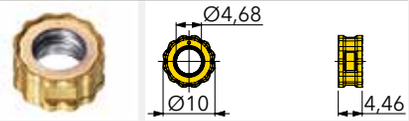

Designation Réf. de l'article	fz(min/max)	Design Conception	Grade Nuance	IN2035	IN2505	IN2530
RNLU1004MON-M	0,10/0,50	positive geometry / Géométrie positive				
RNLU1004MON-S	0,10/0,50	positive roughing geometry / Géo. positive ébauche				

● = P ● = M ● = K ● = N ● = S ○ = H

SPARE PARTS
ACCESSOIRES



	TS 35085I/HG (3,0Nm)	TX15x90-B

① = Insert screw / Vis de serrage plaquette ② = Torx-Bit / Embout torx

Member IMC Group Ingersoll Cutting Tools

ADAPTION ACC. TO DIN 8030
ATTACHEMENT DIN 8030



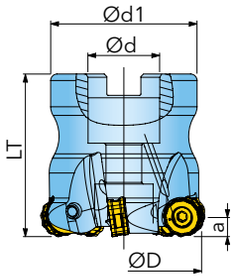

Designation Réf. de l'article	D	d	d1	LT	a	Z		IK	kg
DE6H040R00	40	16	28	40	6	4	1,3	✓	0,2
DE6H050R00	50	22	40	50	6	5	1,0	✓	0,3
DE6H052R00	52	22	40	50	6	5	1,0	✓	0,4
DE6H063R00	63	22	51	50	6	6	1,0	✓	0,6
DE6H066R00	66	27	54	50	6	6	1,0	✓	0,6
DE6H080R00	80	27	68	50	6	7	0,9	✓	1,0
DE6H100R00	100	32	88	50	5	8	0,7	✓	1,5

RNLU1205MON-M

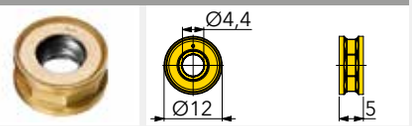

RNLU1205MON-S

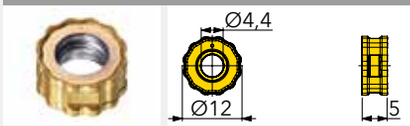

Designation Réf. de l'article	fz(min/max)	Design Conception	Grade Nuance	IN2035	IN2505	IN6537	IN7036
RNLU1205MON-M	0,13/0,60	positive geometry / Géométrie positive			●	●	●
RNLU1205MON-S	0,13/0,60	positive roughing geometry / Géo. positive ébauche		●	●	●	

● = P ● = M ● = K ● = N ● = S ○ = H

SPARE PARTS
ACCESSOIRES





SM40-110-00 (4,5Nm) TX15x90-B

① = Insert screw / Vis de serrage ② = Torx-Bit / Embout torx

ADAPTION ACC. TO DIN 8030
ATTACHEMENT DIN 8030



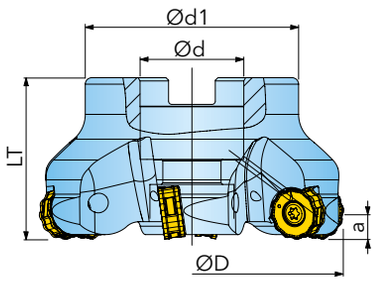

Designation Réf. de l'article	D	d	d1	LT	a	Z			IK	kg
DE6K050R00	50	16	34	50	8	4	1,3		✓	0,2
DE6K052R00	52	22	36	50	8	4	1,0		✓	0,3
DE6K063R00	63	22	47	50	8	4	1,0		✓	0,5
DE6K066R00	66	27	50	50	8	5	1,0		✓	0,6
DE6K066R01	66	27	50	50	8	6	1,0		✓	0,6
DE6K080R00	80	27	64	50	8	6	1,0		✓	0,8
DE6K100R00	100	32	84	50	8	6	0,9		✓	1,6
DE6K125R00	125	40	109	63	8	8	0,9		✓	2,9
DE6K160R00	160	40	144	63	8	9	0,9		✓	3,8

RNLU1606MON-M



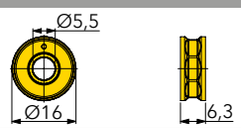

RNLU1606MON-S



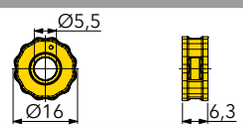

Designation Réf. de l'article	fz(min/max)	Design Conception	Grade Nuance	IN2505	IN6537	IN7036					
RNLU1606MON-M	0,15/0,80	positive geometry / Géométrie positive		●	●	◐					
RNLU1606MON-S	0,15/0,80	positive roughing geometry / Géo. positive ébauche		●	●						

● = P ● = M ● = K ● = N ● = S ○ = H

SPARE PARTS
ACCESSOIRES





TS 50A121I/HG (6Nm) TX20x90-B

① = Insert screw / Vis de serrage plaquette ② = Torx-Bit / Embout torx

Member IMC Group Ingersoll Cutting Tools

SCREW-IN TYPE ADAPTION
ATTACHEMENT FILETÉ



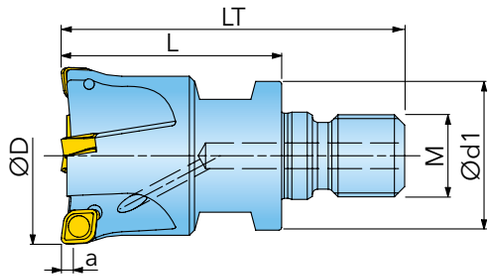

Designation Réf. de l'article	D	d1	LT	L	a	M	Z		IK	kg
15V1D016023X5R00	16	13	40,8	23	1	M8	2	5	✓	0,02
15V1D020030X6R00	20	18	49,8	30	1	M10	3	4	✓	0,05
15V1D025035X7R00	25	21	57	35	1	M12	3	2	✓	0,10
15V1D035043X8R00	35	29	67	43	1	M16	4	1,5	✓	0,21
15V1D042043X8R00	42	29	67	43	1	M16	5	1	✓	0,23

CNHU060310N



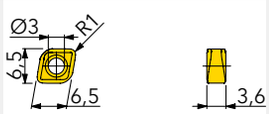

CNHU060315N



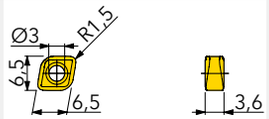

Designation Réf. de l'article	fz(min/max)	Design Conception	Grade Nuance	IN2005	IN2006	IN2530
CNHU060310N [1]	0,10/0,30	positive geometry R1,0 / Géométrie positive R1,0		●	●	●
CNHU060315N	0,10/0,30	positive geometry R1,5 / Géométrie positive R1,5		●		

[1] on request in IN3005 (diamond coating) / revêtement diamant IN3005 sur demande

● = P ● = M ● = K ● = N ● = S ○ = H

SPARE PARTS
ACCESSOIRES





SM25-075-20 (1,1Nm) TX08x90-B

① = Insert screw / Vis de serrage plaquette ② = Torx-Bit / Embout torx

SCREW-IN TYPE ADAPTION
ATTACHEMENT FILETÉ



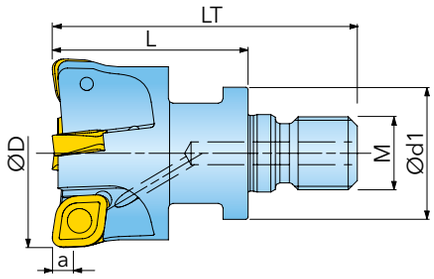

Designation Réf. de l'article	D	d1	LT	L	a	M	Z		IK	kg
15V1G025035X7R00	25	21	57	35	2	M12	2	3	✓	0,10
15V1G035043X8R00	35	29	67	43	2	M16	3	2	✓	0,21
15V1G042043X8R00	42	29	67	43	2	M16	4	1,5	✓	0,23

CNHU110420N

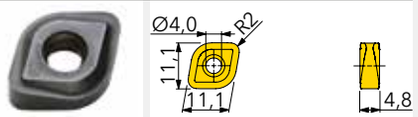

Designation Réf. de l'article	fz(min/max)	Design Conception	Grade Nuance	IN2005	IN2006	IN2530
CNHU110420N	0,10/0,40	positive geometry R2,0 / Géométrie positive R2,0				

● = P ● = M ● = K ● = N ● = S ○ = H

SPARE PARTS
ACCESSOIRES





SM35-088-10 (3,0Nm) TX10x90-B

① = Insert screw / Vis de serrage plaquette ② = Torx-Bit / Embout torx

Member IMC Group Ingersoll Cutting Tools

ADAPTION ACC. TO DIN 8030
ATTACHEMENT DIN 8030



Designation Réf. de l'article	D	d	d1	LT	a	Z		kg
5V6G052R00	52	22	40	50	2	5	1	0,36
5V6G066R00	66	27	48	50	2	6	0,8	0,60
5V6G080R00	80	27	60	50	2	7	0,6	1,00

CNHU110420N

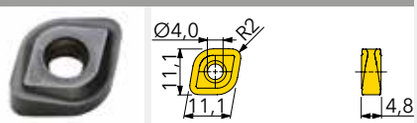

Designation Réf. de l'article	fz(min/max)	Design Conception	Grade Nuance	IN2005	IN2006	IN2530
CNHU110420N	0,10/0,40	positive geometry R2,0 / Géométrie positive R2,0				

● = P ● = M ● = K ● = N ● = S ○ = H

SPARE PARTS
ACCESSOIRES



	SM35-088-10 (3,0Nm)	TX10x90-B

① = Insert screw / Vis de serrage plaquette ② = Torx-Bit / Embout torx

SCREW-IN TYPE ADAPTION
ATTACHEMENT FILETÉ

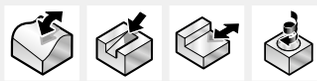



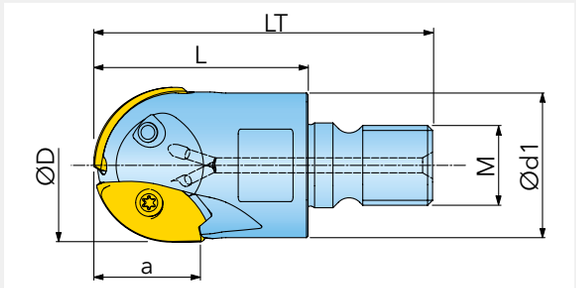

Designation Réf. de l'article	D	d1	LT	L	a	M	Z	IK	kg	Related Insert Plaquette préconisée
1TW7Q016025X5R00	16	13	42,8	25	11,8	M8	2	✓	0,02	A
1TW7J020030X6R00	20	18	49,8	30	13,6	M10	2	✓	0,02	B
1TW7K025035X7R00	25	21	57	35	17,7	M12	2	✓	0,09	C
1TW7S032043X8R00	32	29	67	43	21,4	M16	2	✓	0,16	D

A NBEU1603M0R

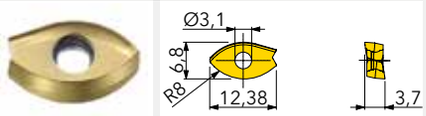

B NBEU2004M0R

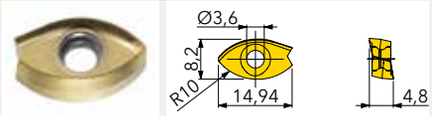

C NBEU2505M0R

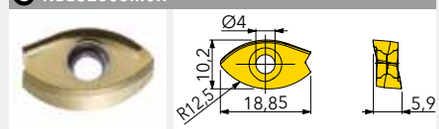

D NBEU3207M0R

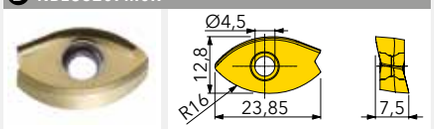

Designation Réf. de l'article	fz(min/max)	Design Conception	Grade Nuance	IN2504	IN2505	IN2530
NBEU1603M0R	0,05/0,30	positive radius insert R8 / Plaquette rayonnée positive R8				
NBEU2004M0R	0,05/0,40	positive radius insert R10 / plaquette rayonnée positive R10				
NBEU2505M0R	0,05/0,50	positive radius insert R12,5 / plaquette rayonnée positive R12,5				
NBEU3207M0R	0,05/0,50	positive radius insert R16 / plaquette rayonnée positive R16				

● = P ● = M ● = K ● = N ● = S ○ = H

SPARE PARTS
ACCESSOIRES



Diameter Range / Diamètres

16	SM25-064-00 (1,1Nm)	TX08x90-B
20	SM30-085-10 (2,0Nm)	DS-0022
25	TS 35085I/HG (3,0Nm)	TD15
32	SM40-115-00 (4,5Nm)	TD15

① = Insert screw / Vis de serrage plaquette ② = Torx-Bit / Embout torx

Member IMC Group Ingersoll Cutting Tools

SCREW-IN TYPE ADAPTION
ATTACHEMENT FILETÉ



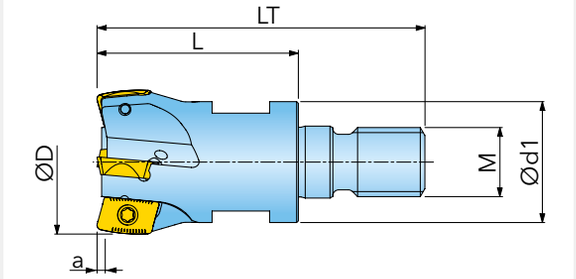

Designation Réf. de l'article	D	d1	LT	L	a	M	Z	IK	kg
12L8J016023X5R00	16	13	40,8	23	1,2	M8	2	✓	0,023
12L8J020030X6R00	20	18	49,8	30	1,2	M10	3	✓	0,052
12L8J025035X7R00	25	21	57	35	1,2	M12	4	✓	0,091
12L8J035043X8R00	35	29	67	43	1,2	M16	5	✓	0,226
12L8J042043X8R00	42	29	67	43	1,2	M16	6	✓	0,261

CDHT090320R-ML

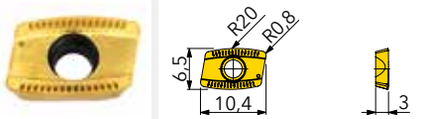

CDHT090330R-ML

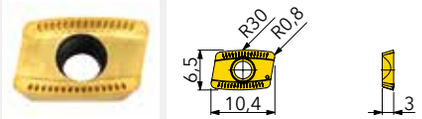

Designation Réf. de l'article	fz(min/max)	Design Conception	Grade Nuance IN2504	IN2505
CDHT090320R-ML	0,07/0,25	positive geometry R20 / Géométrie positive R20		
CDHT090330R-ML	0,07/0,25	positive geometry R30 / Géométrie positive R30		

● = P ● = M ● = K ● = N ● = S ○ = H

SPARE PARTS
ACCESSOIRES





SM25-054-00 (1,1Nm) TX08x90-B

① = Insert screw / Vis de serrage plaquette ② = Torx-Bit / Embout torx

SCREW-IN TYPE ADAPTION
ATTACHEMENT FILETÉ



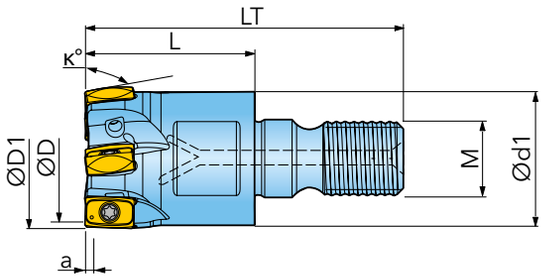

Designation Réf. de l'article	D	D1	d1	LT	L	κ	a	M	Z	IK	kg
12L8D012017X4R00	10,95	12	11	31,5	17	80-90	1,2	M6	3	✓	0,075
12L8D016023X5R00	14,95	16	13	40,5	23	80-90	1,2	M8	4	✓	0,085
12L8D020023X6R00	18,95	20	18	43,0	23	80-90	1,2	M10	5	✓	0,110
12L8D025027X7R00	22,95	25	21	49,0	27	80-90	1,2	M12	7	✓	0,140

CNHJ060220





Designation Réf. de l'article	fz(min/max)	Design Conception	Grade Nuance	IN2006
CNHJ060220	0,07/0,15	positive geometry R20 / Géométrie positive R20		

● = P ● = M ● = K ● = N ● = S ○ = H

SPARE PARTS
ACCESSOIRES





	SM18-041-00 (0,5Nm)	TXPLUS06x90-B

① = Insert screw / Vis de serrage plaquette ② = Torx-Bit / Embout torx

Member IMC Group Ingersoll Cutting Tools

SCREW-IN TYPE ADAPTION
ATTACHEMENT FILETÉ



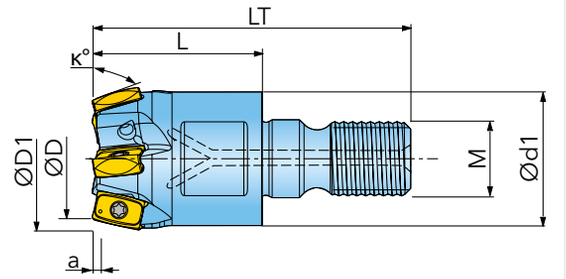

Designation Réf. de l'article	D	D1	d1	LT	L	κ	a	M	Z		kg
12M8D016023X5R00	12,75	16	13	40,5	23	69-81	1,2	M8	4	✓	0,085
12M8D020023X6R00	16,75	20	18	43,0	23	69-81	1,2	M10	5	✓	0,110
12M8D025027X7R00	21,75	25	21	49,0	27	69-81	1,2	M12	6	✓	0,140

CNHJ060220





Designation Réf. de l'article	fz(min/max)	Design Conception	Grade Nuance	IN2006
CNHJ060220	0,07/0,15	positive geometry R20 / Géométrie positive R20		

● = P ● = M ● = K ● = N ● = S ○ = H

SPARE PARTS
ACCESSOIRES





SM18-041-00 (0,5Nm) TXPLUS06x90-B

① = Insert screw / Vis de serrage plaquette ② = Torx-Bit / Embout torx

SCREW-IN TYPE ADAPTION
ATTACHEMENT FILETÉ



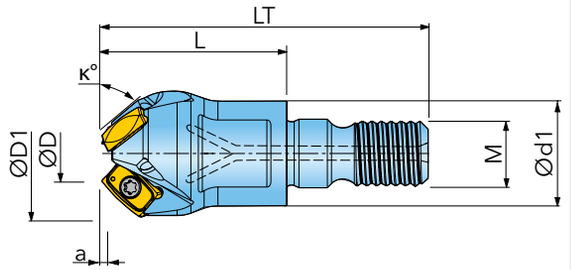

Designation Réf. de l'article	D	D1	d1	LT	L	κ	a	M	Z	IK	kg
12N8D016023X5R00	7	16	13	40,5	23	39-51	1,2	M8	3	✓	0,085
12N8D020023X6R00	11	20	18	43	23	39-51	1,2	M10	4	✓	0,110

CNHJ060220





Designation Réf. de l'article	fz(min/max)	Design Conception	Grade Nuance	IN2006
CNHJ060220	0,07/0,15	positive geometry R20 / Géométrie positive R20		

● = P ● = M ● = K ● = N ● = S ○ = H

SPARE PARTS
ACCESSOIRES





	SM18-041-00 (0,5Nm)	TXPLUS06x90-B

① = Insert screw / Vis de serrage plaquette ② = Torx-Bit / Embout torx

Member IMC Group Ingersoll Cutting Tools

SCREW-IN TYPE ADAPTION
ATTACHEMENT FILETÉ



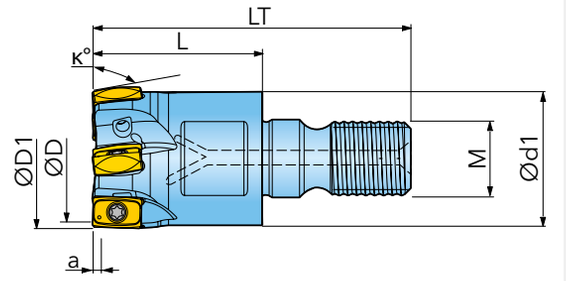

Designation Réf. de l'article	D	D1	d1	LT	L	κ	a	M	Z		
12L8G020027X6R00	17,5	20	18	47	27	75-90	1,5	M10	3	✓	0,070
12L8G025035X7R00	22,8	25	21	57	35	75-90	1,5	M12	4	✓	0,155
12L8G032038X8R00	29,8	32	29	63	38	75-90	1,5	M16	5	✓	0,255

CNHJ120430





Designation Réf. de l'article	fz(min/max)	Design Conception	Grade Nuance	IN2006
CNHJ120430	0,08/0,20	positive geometry R30 / Géométrie positive R30		

● = P ● = M ● = K ● = N ● = S ○ = H

SPARE PARTS
ACCESSOIRES



	TS 30B068I/HG	TX08x90-B

① = Insert screw / Vis de serrage plaquette ② = Torx-Bit / Embout torx

SCREW-IN TYPE ADAPTION
ATTACHEMENT FILETÉ



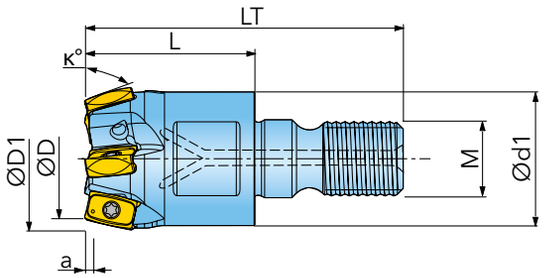

Designation Réf. de l'article	D	D1	d1	LT	L	κ	a	M	Z	IK	kg
12M8G020027X6R00	17,5	20	18	47	27	67-83	1,5	M10	3	✓	0,110
12M8G025035X7R00	22,8	25	21	57	35	67-83	1,5	M12	4	✓	0,155
12M8G032038X8R00	29,8	32	29	63	38	67-83	1,5	M16	5	✓	0,255

CNHJ120430



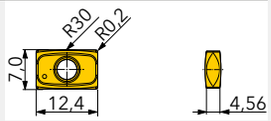

Designation Réf. de l'article	fz(min/max)	Design Conception	Grade Nuance	IN2006
CNHJ120430	0,08/0,20	positive geometry R30 / Géométrie positive R30		

● = P ● = M ● = K ● = N ● = S ○ = H

SPARE PARTS
ACCESSOIRES





	TS 30B068I/HG	TX08x90-B

① = Insert screw / Vis de serrage plaquette ② = Torx-Bit / Embout torx

Member IMC Group Ingersoll Cutting Tools

SCREW-IN TYPE ADAPTION
ATTACHEMENT FILETÉ



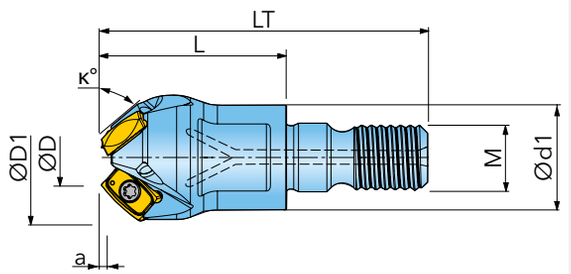

Designation Réf. de l'article	D	D1	d1	LT	L	κ	a	M	Z		kg
12N8G032038X8R00	15	32	29	63	38	37-53	1,5	M16	3	✓	0,245

CNHJ120430





Designation Réf. de l'article	fz(min/max)	Design Conception	Grade Nuance	IN2006
CNHJ120430	0,08/0,20	positive geometry R30 / Géométrie positive R30		

● = P ● = M ● = K ● = N ● = S ○ = H

SPARE PARTS
ACCESSOIRES



	TS 30B068I/HG	TX08x90-B

① = Insert screw / Vis de serrage plaquette ② = Torx-Bit / Embout torx

ADAPTION ACC. TO DIN 1835 A
ATTACHEMENT DIN 1835 A



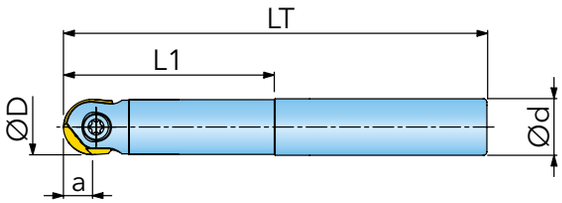

Designation Réf. de l'article	D	d	LT	L1	a	Z	Zeff	IK	kg
12A9R008020T0R00	8	8	90	20	4	1	2	✓	0,030
12A9S010030T1R00	10	10	90	30	5	1	2	✓	0,045
12A9T012030T2R00	12	12	110	30	6	1	2	✓	0,085
12A9U016040T3R00	16	16	130	40	8	1	2	✓	0,275
12A9V020040T4R00	20	20	110	40	10	1	2	✓	0,220
12A9V020050T4R00	20	20	150	50	10	1	2	✓	0,315
12A9V020070T4R00	20	20	220	70	10	1	2	✓	0,475

SPARE PARTS
ACCESSOIRES





Diameter Range / Diamètres

8	SM25-080-B1 (1,1Nm)	TXPLUS08x90-B
10	SM30-083-B1 (2,0Nm)	TX10x90-B
12	SM40-106-B1 (4,0Nm)	DS-TP15S (TX-Plus)
16	SM50-139-B1 (5,0Nm)	TX20x90-B
20	SM60-167-B1 (6,0Nm)	TX25x90-B

① = Insert screw / Vis de serrage plaquette ② = Torx-Bit / Embout torx

A Ball nose insert neutral / Plaquette hémisphérique neutre

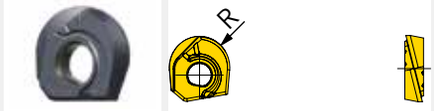

B Ball nose insert helix / Plaquette hémisphérique positive

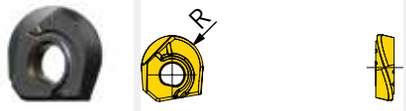

C Toric insert / Plaquette torique

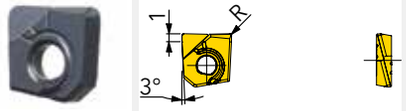

D Barrel shape insert / Plaquette conique

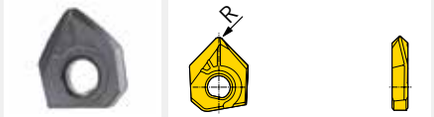

E Lens shape insert / Plaquette lenticulaire

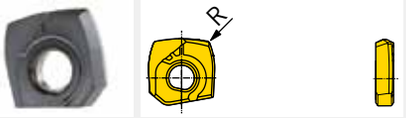

Designation Réf. de l'article	fz(min/max)	R	Grade Nuance	IN2005	IN2006
Ball nose insert neutral / Plaquette hémisphérique neutre					
NQHG0802MOR-FM	0,08/0,20	4	A	●	●
NQHG1003MOR-FM	0,10/0,25	5	A	●	●
NQHG1203MOR-FM	0,10/0,30	6	A	●	●
NQHG1604MOR-FM	0,10/0,30	8	A	●	●
NQHG2005MOR-FM	0,10/0,30	10	A	●	●
NQHG2506MOR-FM	0,10/0,30	12,5	A	●	●
NQHG3007MOR-FM	0,10/0,30	15	A	●	●
NQHG3207MOR-FM	0,10/0,30	16	A	●	●
Ball nose insert helix / Plaquette hémisphérique positive					
NQHG0802MOR-SM	0,08/0,20	4	B	●	●
NQHG1003MOR-SM	0,10/0,25	5	B	●	●
NQHG1203MOR-SM	0,10/0,30	6	B	●	●
NQHG1604MOR-SM	0,10/0,30	8	B	●	●
NQHG2005MOR-SM	0,10/0,30	10	B	●	●
NQHG2506MOR-SM	0,10/0,30	12,5	B	●	●
NQHG3007MOR-SM	0,10/0,30	15	B	●	●
NQHG3207MOR-SM	0,10/0,30	16	B	●	●
Toric insert / Plaquette torique					
GQHG0802R03	0,10/0,20	0,3	C		●
GQHG0802R05	0,10/0,20	0,5	C		●
GQHG0802R10	0,10/0,20	1	C		●
GQHG1003R05	0,10/0,25	0,5	C		●
GQHG1003R10	0,10/0,25	1	C		●
GQHG1003R15	0,10/0,25	1,5	C		●
GQHG1003R20	0,10/0,25	2	C		●
GQHG1203R05	0,10/0,30	0,5	C		●
GQHG1203R10	0,10/0,30	1	C		●
GQHG1203R15	0,10/0,30	1,5	C		●
GQHG1203R20	0,10/0,30	2	C		●
GQHG1604R05	0,10/0,35	0,5	C		●
GQHG1604R10	0,10/0,35	1	C		●
GQHG1604R15	0,10/0,35	1,5	C		●
GQHG1604R20	0,10/0,35	2	C		●
GQHG1604R30	0,10/0,40	3	C		●
GQHG2005R05	0,10/0,35	0,5	C		●
GQHG2005R10	0,10/0,35	1	C		●
GQHG2005R15	0,10/0,35	1,5	C		●
GQHG2005R20	0,10/0,35	2	C		●
GQHG2005R30	0,10/0,40	3	C		●
GQHG2506R05	0,10/0,40	0,5	C		●
GQHG2506R10	0,10/0,40	1	C		●
GQHG2506R15	0,10/0,40	1,5	C		●
GQHG2506R20	0,10/0,40	2	C		●
GQHG2506R30	0,10/0,40	3	C		●
Barrel shape insert / Plaquette conique					
NQHB0802R20	0,05/0,12	1,0	D		●
NQHB1003R25	0,05/0,12	1,2	D		●
NQHB1203R30	0,08/0,15	1,5	D		●
NQHB1604R40	0,08/0,15	2,0	D		●
NQHB2005R50	0,08/0,15	2,5	D		●
NQHB2506R63	0,08/0,15	3,0	D		●
NQHB3007R75	0,08/0,20	3,5	D		●
Lens shape insert / Plaquette lenticulaire					
NQHL1203R24	0,08/0,15	0,7	E		●
NQHL1604R32	0,08/0,15	0,8	E		●

● = P ● = M ● = K ● = N ● = S ○ = H

ADAPTION ACC. TO DIN 1835 A
ATTACHEMENT DIN 1835 A



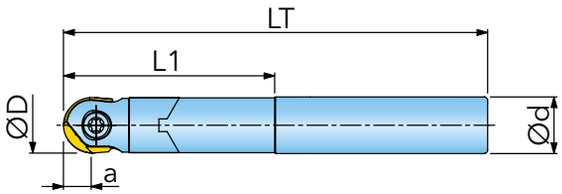

Designation Réf. de l'article	D	d	LT	L1	a	Z	Zeff	kg
12A5R008030T0R00	8	8	100	30	4	1	2	0,065
12A5R008075T1R00	8	10	140	75	4	1	2	0,120
12A5S010035T1R00	10	10	100	35	5	1	2	0,100
12A5S010075T1R00	10	10	140	75	5	1	2	0,140
12A5S010140T1R00	10	10	220	140	5	1	2	0,220
12A5T012050T2R00	12	12	120	50	6	1	2	0,170
12A5T012090T2R00	12	12	160	90	6	1	2	0,230
12A5T012150T2R00	12	12	220	150	6	1	2	0,315
12A5U016060T3R00	16	16	120	60	8	1	2	0,290
12A5U016080T3R00	16	16	160	80	8	1	2	0,405
12A5U016150T3R00	16	16	220	150	8	1	2	0,565

SPARE PARTS
ACCESSOIRES





Diameter Range / Diamètres

8	SM25-080-B1 (1,1Nm)	TXPLUS08x90-B
10	SM30-083-B1 (2,0Nm)	TX10x90-B
12	SM40-106-B1 (4,0Nm)	DS-TP15S (TX-Plus)
16	SM50-139-B1 (5,0Nm)	TX20x90-B

① = Insert screw / Vis de serrage plaquette ② = Torx-Bit / Embout torx

A Ball nose insert neutral / Plaquette hémisphérique neutre

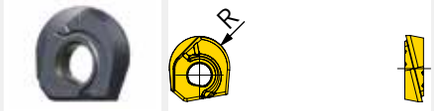

B Ball nose insert helix / Plaquette hémisphérique positive

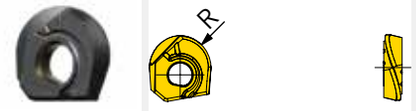

C Toric insert / Plaquette torique

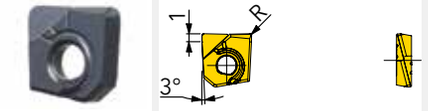

D Barrel shape insert / Plaquette conique

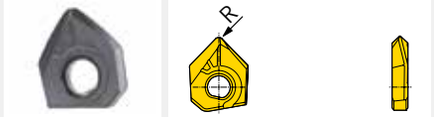

E Lens shape insert / Plaquette lenticulaire

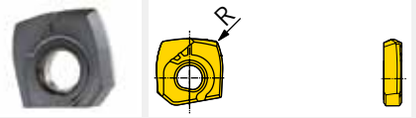

Designation Réf. de l'article	fz(min/max)	R	Grade Nuance	IN2005	IN2006
Ball nose insert neutral / Plaquette hémisphérique neutre					
NQHG0802MOR-FM	0,08/0,20	4	A		
NQHG1003MOR-FM	0,10/0,25	5	A		
NQHG1203MOR-FM	0,10/0,30	6	A		
NQHG1604MOR-FM	0,10/0,30	8	A		
NQHG2005MOR-FM	0,10/0,30	10	A		
NQHG2506MOR-FM	0,10/0,30	12,5	A		
NQHG3007MOR-FM	0,10/0,30	15	A		
NQHG3207MOR-FM	0,10/0,30	16	A		
Ball nose insert helix / Plaquette hémisphérique positive					
NQHG0802MOR-SM	0,08/0,20	4	B		
NQHG1003MOR-SM	0,10/0,25	5	B		
NQHG1203MOR-SM	0,10/0,30	6	B		
NQHG1604MOR-SM	0,10/0,30	8	B		
NQHG2005MOR-SM	0,10/0,30	10	B		
NQHG2506MOR-SM	0,10/0,30	12,5	B		
NQHG3007MOR-SM	0,10/0,30	15	B		
NQHG3207MOR-SM	0,10/0,30	16	B		
Toric insert / Plaquette torique					
GQHG0802R03	0,10/0,20	0,3	C		
GQHG0802R05	0,10/0,20	0,5	C		
GQHG0802R10	0,10/0,20	1	C		
GQHG1003R05	0,10/0,25	0,5	C		
GQHG1003R10	0,10/0,25	1	C		
GQHG1003R15	0,10/0,25	1,5	C		
GQHG1003R20	0,10/0,25	2	C		
GQHG1203R05	0,10/0,30	0,5	C		
GQHG1203R10	0,10/0,30	1	C		

Designation Réf. de l'article	fz(min/max)	R	Grade Nuance	IN2005	IN2006
GQHG1203R15	0,10/0,30	1,5	C		
GQHG1203R20	0,10/0,30	2	C		
GQHG1604R05	0,10/0,35	0,5	C		
GQHG1604R10	0,10/0,35	1	C		
GQHG1604R15	0,10/0,35	1,5	C		
GQHG1604R20	0,10/0,35	2	C		
GQHG1604R30	0,10/0,40	3	C		
GQHG2005R05	0,10/0,35	0,5	C		
GQHG2005R10	0,10/0,35	1	C		
GQHG2005R15	0,10/0,35	1,5	C		
GQHG2005R20	0,10/0,35	2	C		
GQHG2005R30	0,10/0,40	3	C		
GQHG2506R05	0,10/0,40	0,5	C		
GQHG2506R10	0,10/0,40	1	C		
GQHG2506R15	0,10/0,40	1,5	C		
GQHG2506R20	0,10/0,40	2	C		
GQHG2506R30	0,10/0,40	3	C		
Barrel shape insert / Plaquette conique					
NQHB0802R20	0,05/0,12	1,0	D		
NQHB1003R25	0,05/0,12	1,2	D		
NQHB1203R30	0,08/0,15	1,5	D		
NQHB1604R40	0,08/0,15	2,0	D		
NQHB2005R50	0,08/0,15	2,5	D		
NQHB2506R63	0,08/0,15	3,0	D		
NQHB3007R75	0,08/0,20	3,5	D		
Lens shape insert / Plaquette lenticulaire					
NQHL1203R24	0,08/0,15	0,7	E		
NQHL1604R32	0,08/0,15	0,8	E		

● = P ● = M ● = K ● = N ● = S ○ = H

SCREW-IN TYPE ADAPTION
ATTACHEMENT FILETÉ



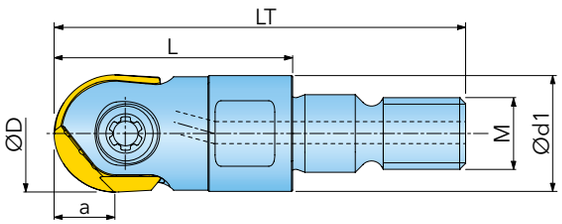

Designation Réf. de l'article	D	d1	LT	L	a	M	Z	Zeff	IK	kg
12A9S010020X4R00	10	9,7	34,5	20	5	M6	1	2	✓	0,010
12A9T012023X4R00	12	11,5	37,5	23	6	M6	1	2	✓	0,015
12A9T012023X5R00	12	13	40,8	23	6	M8	1	2	✓	0,020
12A9U016030X5R00	16	13	47,8	30	8	M8	1	2	✓	0,030
12A9V020030X6R00	20	19	49,8	30	10	M10	1	2	✓	0,050
12A9W025035X7R00	25	24	57	35	12,5	M12	1	2	✓	0,085
12A9X030043X8R00	30	29	67	43	15	M16	1	2	✓	0,175
12A9Y032043X8R00	32	29,5	67	43	16	M16	1	2	✓	0,185

SPARE PARTS
ACCESSOIRES





Diameter Range / Diamètres

10	SM30-083-B1 (2,0Nm)	TX10x90-B
12	SM40-106-B1 (4,0Nm)	DS-TP15S (TX-Plus)
16	SM50-139-B1 (5,0Nm)	TX20x90-B
20	SM60-167-B1 (6,0Nm)	TX25x90-B
25	SM70-210-B1 (6,0Nm)	TX25x90-B
30 - 32	SM80-250-B1 (8,0Nm)	DS-T30T

① = Insert screw / Vis de serrage plaquette ② = Torx-Bit / Embout torx

A Ball nose insert neutral / Plaquette hémisphérique neutre

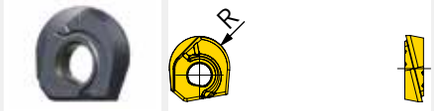

B Ball nose insert helix / Plaquette hémisphérique positive

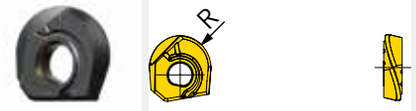

C Toric insert / Plaquette torique

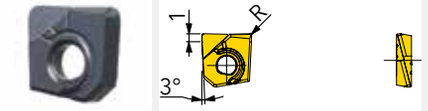

D Barrel shape insert / Plaquette conique

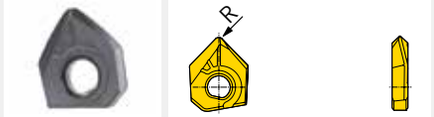

E Lens shape insert / Plaquette lenticulaire

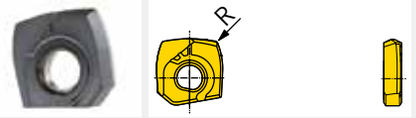

Designation Réf. de l'article	fz(min/max)	R	Grade Nuance	IN2005	IN2006
Ball nose insert neutral / Plaquette hémisphérique neutre					
NQHG0802MOR-FM	0,08/0,20	4	A		
NQHG1003MOR-FM	0,10/0,25	5	A		
NQHG1203MOR-FM	0,10/0,30	6	A		
NQHG1604MOR-FM	0,10/0,30	8	A		
NQHG2005MOR-FM	0,10/0,30	10	A		
NQHG2506MOR-FM	0,10/0,30	12,5	A		
NQHG3007MOR-FM	0,10/0,30	15	A		
NQHG3207MOR-FM	0,10/0,30	16	A		
Ball nose insert helix / Plaquette hémisphérique positive					
NQHG0802MOR-SM	0,08/0,20	4	B		
NQHG1003MOR-SM	0,10/0,25	5	B		
NQHG1203MOR-SM	0,10/0,30	6	B		
NQHG1604MOR-SM	0,10/0,30	8	B		
NQHG2005MOR-SM	0,10/0,30	10	B		
NQHG2506MOR-SM	0,10/0,30	12,5	B		
NQHG3007MOR-SM	0,10/0,30	15	B		
NQHG3207MOR-SM	0,10/0,30	16	B		
Toric insert / Plaquette torique					
GQHG0802R03	0,10/0,20	0,3	C		
GQHG0802R05	0,10/0,20	0,5	C		
GQHG0802R10	0,10/0,20	1	C		
GQHG1003R05	0,10/0,25	0,5	C		
GQHG1003R10	0,10/0,25	1	C		
GQHG1003R15	0,10/0,25	1,5	C		
GQHG1003R20	0,10/0,25	2	C		
GQHG1203R05	0,10/0,30	0,5	C		
GQHG1203R10	0,10/0,30	1	C		

Designation Réf. de l'article	fz(min/max)	R	Grade Nuance	IN2005	IN2006
GQHG1203R15	0,10/0,30	1,5	C		
GQHG1203R20	0,10/0,30	2	C		
GQHG1604R05	0,10/0,35	0,5	C		
GQHG1604R10	0,10/0,35	1	C		
GQHG1604R15	0,10/0,35	1,5	C		
GQHG1604R20	0,10/0,35	2	C		
GQHG1604R30	0,10/0,40	3	C		
GQHG2005R05	0,10/0,35	0,5	C		
GQHG2005R10	0,10/0,35	1	C		
GQHG2005R15	0,10/0,35	1,5	C		
GQHG2005R20	0,10/0,35	2	C		
GQHG2005R30	0,10/0,40	3	C		
GQHG2506R05	0,10/0,40	0,5	C		
GQHG2506R10	0,10/0,40	1	C		
GQHG2506R15	0,10/0,40	1,5	C		
GQHG2506R20	0,10/0,40	2	C		
GQHG2506R30	0,10/0,40	3	C		
Barrel shape insert / Plaquette conique					
NQHB0802R20	0,05/0,12	1,0	D		
NQHB1003R25	0,05/0,12	1,2	D		
NQHB1203R30	0,08/0,15	1,5	D		
NQHB1604R40	0,08/0,15	2,0	D		
NQHB2005R50	0,08/0,15	2,5	D		
NQHB2506R63	0,08/0,15	3,0	D		
NQHB3007R75	0,08/0,20	3,5	D		
Lens shape insert / Plaquette lenticulaire					
NQHL1203R24	0,08/0,15	0,7	E		
NQHL1604R32	0,08/0,15	0,8	E		

● = P ● = M ● = K ● = N ● = S ○ = H

SCREW-IN TYPE ADAPTION
ATTACHEMENT FILETÉ



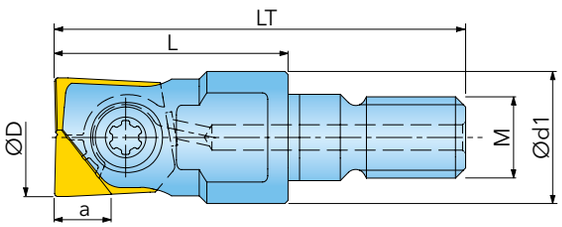

Designation Réf. de l'article	D	d1	LT	L	a	M	Z	Zeff	IK	kg
12U9S010020X4R00	10	9,7	34,5	20	1	M6	1	2	✓	0,010
12U9T012023X4R00	12	11,5	37,5	23	1	M6	1	2	✓	0,015
12U9T012023X5R00	12	13	40,8	23	1	M8	1	2	✓	0,020
12U9U016030X5R00	16	13	47,8	30	1	M8	1	2	✓	0,030
12U9V020030X6R00	20	19	49,8	30	1	M10	1	2	✓	0,050
12U9W025035X7R00	25	24	57	35	1	M12	1	2	✓	0,090

SPARE PARTS
ACCESSOIRES





Diameter Range / Diamètres

10	SM30-083-B1 (2,0Nm)	TX10x90-B
12	SM40-106-B1 (4,0Nm)	DS-TP15S (TX-Plus)
16	SM50-139-B1 (5,0Nm)	TX20x90-B
20	SM60-167-B1 (6,0Nm)	TX25x90-B
25	SM70-210-B1 (6,0Nm)	TX25x90-B

① = Insert screw / Vis de serrage plaquette ② = Torx-Bit / Embout torx

Member IMC Group Ingersoll Cutting Tools

Ⓐ Toric insert / Plaquette torique





Designation Réf. de l'article	fz(min/max)	R	Grade Nuance	IN2006
Toric insert / Plaquette torique				
GQHG0802R03	0,10/0,20	0,3	Ⓐ	
GQHG0802R05	0,10/0,20	0,5	Ⓐ	
GQHG0802R10	0,10/0,20	1	Ⓐ	
GQHG1003R05	0,10/0,25	0,5	Ⓐ	
GQHG1003R10	0,10/0,25	1	Ⓐ	
GQHG1003R15	0,10/0,25	1,5	Ⓐ	
GQHG1003R20	0,10/0,25	2	Ⓐ	
GQHG1203R05	0,10/0,30	0,5	Ⓐ	
GQHG1203R10	0,10/0,30	1	Ⓐ	
GQHG1203R15	0,10/0,30	1,5	Ⓐ	
GQHG1203R20	0,10/0,30	2	Ⓐ	
GQHG1604R05	0,10/0,35	0,5	Ⓐ	
GQHG1604R10	0,10/0,35	1	Ⓐ	
GQHG1604R15	0,10/0,35	1,5	Ⓐ	
GQHG1604R20	0,10/0,35	2	Ⓐ	
GQHG1604R30	0,10/0,40	3	Ⓐ	
GQHG2005R05	0,10/0,35	0,5	Ⓐ	
GQHG2005R10	0,10/0,35	1	Ⓐ	
GQHG2005R15	0,10/0,35	1,5	Ⓐ	
GQHG2005R20	0,10/0,35	2	Ⓐ	
GQHG2005R30	0,10/0,40	3	Ⓐ	
GQHG2506R05	0,10/0,40	0,5	Ⓐ	
GQHG2506R10	0,10/0,40	1	Ⓐ	
GQHG2506R15	0,10/0,40	1,5	Ⓐ	
GQHG2506R20	0,10/0,40	2	Ⓐ	
GQHG2506R30	0,10/0,40	3	Ⓐ	

● = P ● = M ● = K ● = N ● = S ○ = H

SCREW-IN TYPE ADAPTION
ATTACHEMENT FILETÉ



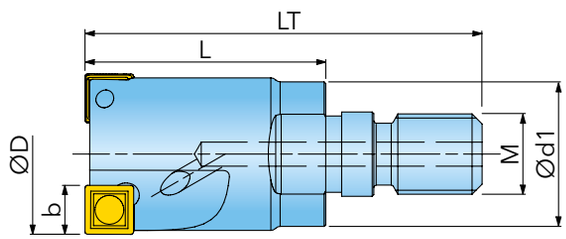

Designation Réf. de l'article	D	d1	LT	L	b	M	Z	IK	kg	Related Insert Plaquette préconisée
DHU016023X5R01	16	13	40,8	23	5	M8	2	✓	0,02	A B C
DHU020030X6R01	20	18	49,8	30	7	M10	2	✓	0,05	D E F
DHU025035X7R01	25	21	57	35	8	M12	2	✓	0,11	G H I
DHU032043X8R01	32	29	67	43	8	M16	3	✓	0,21	G H I
DHU042043X8R01	42	29	67	43	8	M16	4	✓	0,23	G H I

A SHLT060204N-PH

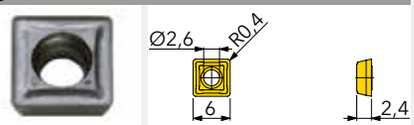

B SHGT060204-HP

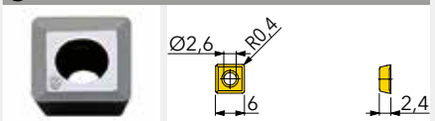

C SHLT060204N

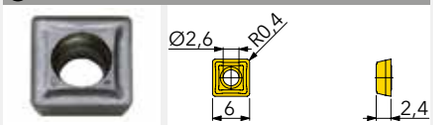

D SPLT07T308N-PH

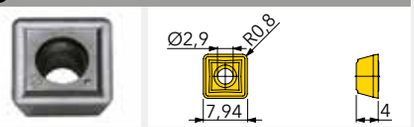

E SDGT07T308-HP

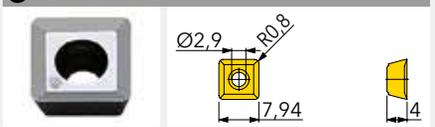

F SPLT07T308N

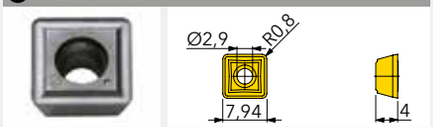

G SHLT090408N-PH1

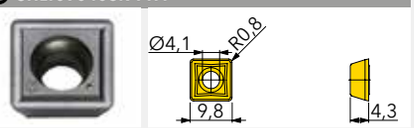

H SHGT090408-HP

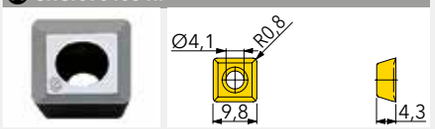

I SHLT090408N

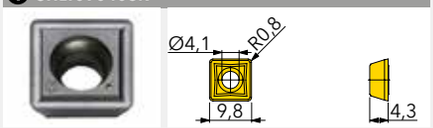

Designation Réf. de l'article	fz(min/max)	Design Conception	Grade Nuance	IN10K	IN2005	IN2010	IN2530
SHLT060204N-PH	0,06/0,20	positive geometry R0,4 / Géométrie positive R0,4			●		●
SHGT060204-HP	0,08/0,15	non-ferrous geometry, polished R0,4 / Géo. pour mat. non fer., polie R0,4		●			
SHLT060204N	0,08/0,25	cast iron geometry R0,4 / Géométrie fonte R 0,4				●	
SPLT07T308N-PH	0,06/0,20	positive geometry R0,8 / Géométrie positive R0,8			●		●
SDGT07T308-HP	0,08/0,15	non-ferrous geometry, polished R0,8 / Géo. pour mat. non fer., polie R0,8		●			
SPLT07T308N	0,10/0,25	cast iron geometry R0,8 / Géométrie fonte R 0,8				●	
SHLT090408N-PH1	0,07/0,22	positive geometry R0,8 / Géométrie positive R0,8			●		●
SHGT090408-HP	0,10/0,20	non-ferrous geometry, polished R0,8 / Géo. pour mat. non fer., polie R0,8		●			
SHLT090408N	0,12/0,25	cast iron geometry R0,8 / Géométrie fonte R 0,8				●	

● = P ● = M ● = K ● = N ● = S ○ = H

SPARE PARTS
ACCESSOIRES

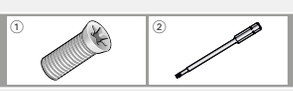

Diameter Range / Diamètres

16	SM22-052-00 (0,8Nm)	TX07x90-B
20	SM25-064-00 (1,1Nm)	TX08x90-B
25 - 42	SM35-088-60 (3,0Nm)	TX10x90-B

① = Insert screw / Vis de serrage plaquette ② = Torx-Bit / Embout torx

Member IMC Group Ingersoll Cutting Tools

SCREW-IN TYPE ADAPTION
ATTACHEMENT FILETÉ



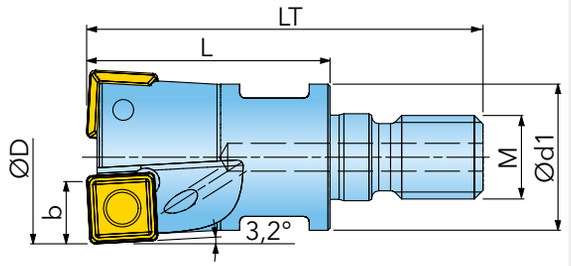

Designation Réf. de l'article	D	d1	LT	L	b	M	Z	IK	kg	Related Insert Plaquette préconisée
DHU016023X5R00	16	13	40,8	23	5	M8	2	✓	0,02	ABC
DHU020030X6R00	20	18	49,8	30	7	M10	2	✓	0,05	DEF
DHU025035X7R00	25	21	57	35	8	M12	2	✓	0,11	GHI
DHU032043X8R00	32	29	67	43	8	M16	3	✓	0,21	GHI
DHU042043X8R00	42	29	67	43	8	M16	4	✓	0,23	GHI

Backdraft 3,2° / Dépouillée de 3,2°

A SHLT060204N-PH

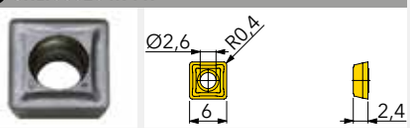

B SHGT060204-HP

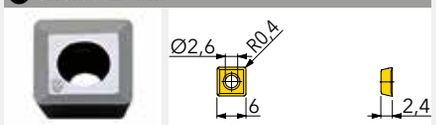

C SHLT060204N

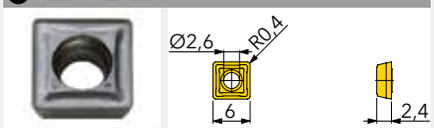

D SPLT07T308N-PH

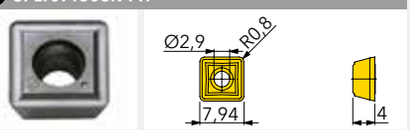

E SDGT07T308-HP

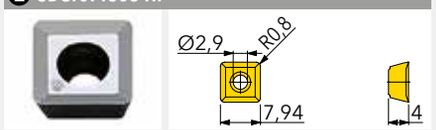

F SPLT07T308N

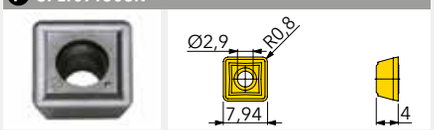

G SHLT090408N-PH1

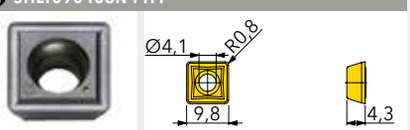

H SHGT090408-HP

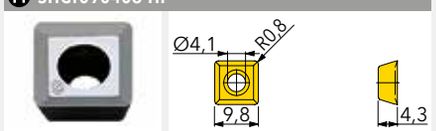

I SHLT090408N

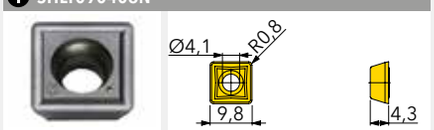

Designation Réf. de l'article	fz(min/max)	Design Conception	Grade Nuance	IN10K	IN2005	IN2010	IN2530
SHLT060204N-PH	0,06/0,20	positive geometry R0,4 / Géométrie positive R0,4			●		●
SHGT060204-HP	0,08/0,15	non-ferrous geometry, polished R0,4 / Géo. pour mat. non fer., polie R0,4		●			
SHLT060204N	0,08/0,25	cast iron geometry R0,4 / Géométrie fonte R 0,4				●	
SPLT07T308N-PH	0,06/0,20	positive geometry R0,8 / Géométrie positive R0,8			●		●
SDGT07T308-HP	0,08/0,15	non-ferrous geometry, polished R0,8 / Géo. pour mat. non fer., polie R0,8		●			
SPLT07T308N	0,10/0,25	cast iron geometry R0,8 / Géométrie fonte R 0,8				●	
SHLT090408N-PH1	0,07/0,22	positive geometry R0,8 / Géométrie positive R0,8			●		●
SHGT090408-HP	0,10/0,20	non-ferrous geometry, polished R0,8 / Géo. pour mat. non fer., polie R0,8		●			
SHLT090408N	0,12/0,25	cast iron geometry R0,8 / Géométrie fonte R 0,8				●	

● = P ● = M ● = K ● = N ● = S ○ = H

SPARE PARTS
ACCESSOIRES



Diameter Range / Diamètres

16	SM22-052-00 (0,8Nm)	TX07x90-B
20	SM25-064-00 (1,1Nm)	TX08x90-B
25 - 42	SM35-088-60 (3,0Nm)	TX10x90-B

① = Insert screw / Vis de serrage plaquette ② = Torx-Bit / Embout torx

SCREW-IN TYPE ADAPTION
ATTACHEMENT FILETÉ



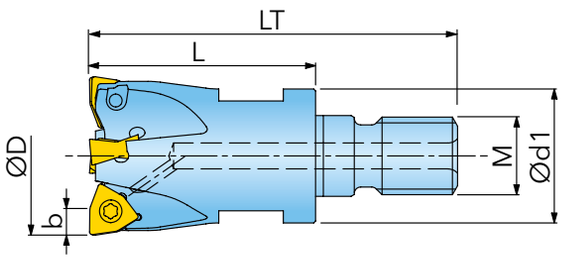

Designation Réf. de l'article	D	d1	LT	L	b	M	Z	IK	kg
FHU020030X6R00	20	18	49,8	30	3,8	M10	3	✓	0,05
FHU025035X7R00	25	21	57	35	3,8	M12	4	✓	0,10
FHU030043X8R00	30	29	67	43	3,8	M16	5	✓	0,19
FHU032043X8R00	32	29	67	43	3,8	M16	6	✓	0,20
FHU035043X8R00	35	29	67	43	3,8	M16	6	✓	0,22
FHU040043X8R00	40	29	67	43	3,8	M16	7	✓	0,25
FHU042043X8R00	42	29	67	43	3,8	M16	7	✓	0,26

WNMU04T302N



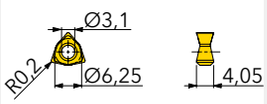

WNMU04T304N



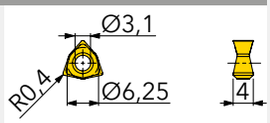

WNCU04T302FN-P



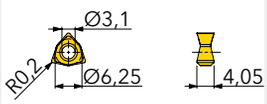

WNCU04T304FN-P



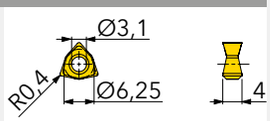

WNCU04T308FN-P



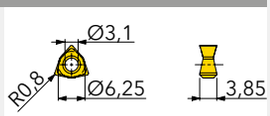

Designation Réf. de l'article	fz(min/max)	Design Conception	Grade Nuance	IN10K	IN2035	IN2504	IN2505	IN2530	IN6537
WNMU04T302N	0,07/0,18	positive geometry R0,2 / Géométrie positive R0,2					◐	◐	
WNMU04T304N	0,07/0,18	positive geometry R0,4 / Géométrie positive R0,4			◐	◐	◐	◐	◐
WNCU04T302FN-P	0,05/0,20	non-ferrous geometry R0,2 / Géo. pour mat. non fer. R0,2		●					
WNCU04T304FN-P	0,05/0,20	non-ferrous geometry R0,4 / Géo. pour mat. non fer. R0,4		●					
WNCU04T308FN-P	0,05/0,20	non-ferrous geometry R0,8 / Géo. pour mat. non fer. R0,8		●					

● = P ● = M ● = K ● = N ● = S ○ = H

SPARE PARTS
ACCESSOIRES





SM25-064-00 (1,1Nm) TX08x90-B

① = Insert screw / Vis de serrage plaquette ② = Torx-Bit / Embout torx

Member IMC Group Ingersoll Cutting Tools

ADAPTION ACC. TO DIN 8030
ATTACHEMENT DIN 8030



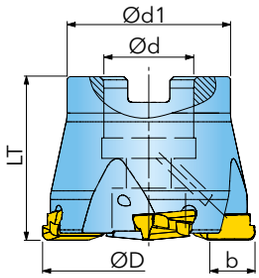

Designation Réf. de l'article	D	d	d1	LT	LK	b	Z	IK	kg
SHU050040F1R51	50	22	40	40	-	10	4	✓	0,30
SHU052040F1R51	52	22	40	40	-	10	4	✓	0,30
SHU066050F2R51	66	27	48	50	-	10	5	✓	0,60
SHU080050F2R51	80	27	60	50	-	10	6	✓	1,00

DPM324L116

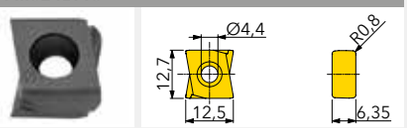

DPM324L050

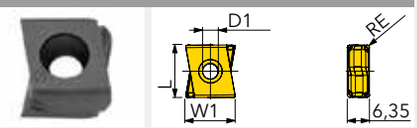

DPM324L051

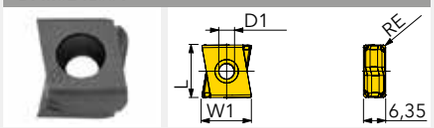

DPM324L050 - P

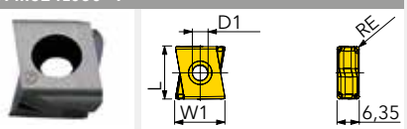

Designation Réf. de l'article	fz(min/max)	Design Conception	Grade Nuance	IN05S	IN2005	IN2035	IN4030	IN4040			
DPM324L116	0,10/0,80	positive geometry R0,8 / Géométrie positive R0,8			●	●					
DPM324L050	0,10/0,80	positive geometry R1,6 / Géométrie positive R1,6			●	●	●	●			
DPM324L051	0,10/0,80	positive geometry, K-land R1,6 / Géo. positive, chan. d'arête R 1,6					●				
DPM324L050 - P	0,10/0,80	non-ferrous geometry, polished R1,6 / Géo. pour mat. non fer., polie R1,6		●							

● = P ● = M ● = K ● = N ● = S ○ = H

SPARE PARTS
ACCESSOIRES





SM40-120-20 (4,5Nm) TX15x90-B

① = Insert screw / Vis de serrage plaquette ② = Torx-Bit / Embout torx

ADAPTION ACC. TO DIN 8030
ATTACHEMENT DIN 8030



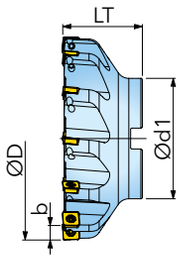

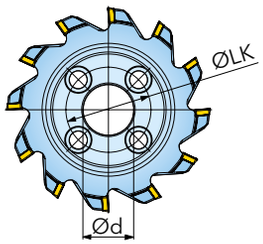

Designation Réf. de l'article	D	d	d1	LT	LK	b	Z	IK	kg
QHU050040F1R00	50	22	40	40	-	11,9	4	✓	0,40
QHU052040F1R00	52	22	40	40	-	11,9	4	✓	0,45
QHU066050F2R00	66	27	48	50	-	11,9	5	✓	0,70
QHU080050F2R00	80	27	60	50	-	11,9	6	✓	1,10

*** fz-values see manual „Cutting Data for Milling & Boring Tools" / * Valeurs fz voir le manuel "Données de coupe de fraisage et perçage" (Chapitre G_Quad)**

SDES130508N-PF	SDES130508N-PF1	SDMS130512R-PP
 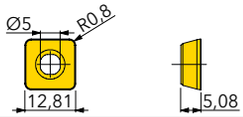	 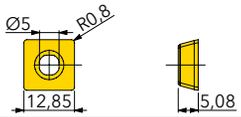	 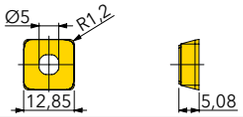

Designation Réf. de l'article	fz(min/max)	Design Conception	Grade Nuance	IN2505	IN4005	IN4030	IN4036				
SDES130508N-PF	0,10/0,60	neutral geometry, K-land R0,8 / Géométrie neutre, renforcée R0,8		●	●	●	●				
SDES130508N-PF1	0,10/0,45	neutral titanium geometry R0,8 / Géométrie neutre titane R0,8				●	●				
SDMS130512R-PP	0,10/0,60	positive geometry, sharp R1,2 / Géométrie positive, vive R1,2				●					

● = P ● = M ● = K ● = N ● = S ○ = H

SPARE PARTS ACCESSOIRES	①	②
	SM40-100-R0 (4,5Nm)	DS-A00T

① = Insert screw / Vis de serrage plaquette ② = Screw driver / Tournevis

HIGH SPEED CUTTER / FRAISES À HAUTE VITESSE

	D	a	Description	Code / Série	Page
	3,6 - 18,6	0,5	GOLDSPEED High Feed Cutter 15G1B...T Fraise grande avance 15G1B...T	15G1B...T	242
	3,6 - 18,6	0,5	GOLDSPEED High Feed Cutter 15G1B...X Fraise grande avance 15G1B...X	15G1B...X	243
	3,6 - 18,6	0,5	GOLDSPEED High Feed Cutter 15G1B... Fraise grande avance 15G1B...	15G1B...	244
	8 - 24	1	GOLDSPEED High Feed Cutter 15G1D...T/U Fraise grande avance 15G1D...T/U	15G1D...T/U	245
	8 - 32	1	GOLDSPEED High Feed Cutter 15G1D...X Fraise grande avance 15G1D...X	15G1D...X	246
	8 - 17	1	GOLDSPEED High Feed Cutter 15G1D... Fraise grande avance 15G1D...	15G1D...	247
	32 - 42	1	GOLDSPEED High Feed Cutter 5G1D Fraise grande avance 5G1D	5G1D	248
	12,9 - 29,8	1,5	GOLDSPEED High Feed Cutter 15G1F...X Fraise grande avance 15G1F...X	15G1F...X	249
	27,8 - 72,8	1,5	GOLDSPEED High Feed Cutter 5G_F Fraise grande avance 5G_F	5G_F	250
	11 - 21	2	GOLDSPEED High Feed Cutter 15M1P...X Fraise grande avance 15M1P...X	15M1P...X	251
	29 - 79	2 - 1,6	GOLDSPEED High Feed Cutter 5M_P Fraise grande avance 5M_P	5M_P	252
	28,2 - 30,2	2,5	GOLDSPEED High Feed Cutter 15G1Q...Z Fraise grande avance 15G1Q...Z	15G1Q...Z	254
	41,2 - 138,2	2,5	GOLDSPEED High Feed Cutter 5G_Q Fraise grande avance 5G_Q	5G_Q	255
	48,6 - 128,6	3	GOLDSPEED High Feed Cutter 5G_M Fraise grande avance 5G_M	5G_M	256

Subject to printing error or technical changes. / Sous réserve d'erreurs d'impression ou de modifications techniques.

HIGH SPEED CUTTER / FRAISES À HAUTE VITESSE

	D	a	Description	Code / Série	Page
	10 - 20	0,5	DIPOSFEED High Feed Cutter 1TG1B...T Fraise grande avance 1TG1B...T	1TG1B...T	257
	10 - 32	0,5	DIPOSFEED High Feed Cutter 1TG1B...X Fraise grande avance 1TG1B...X	1TG1B...X	258
	10 - 25	0,5	DIPOSFEED High Feed Cutter 1TG1B... Fraise grande avance 1TG1B...	1TG1B...	259
	16 - 42	1	DIPOSFEED High Feed Cutter 1TG1F...X Fraise grande avance 1TG1F...X	1TG1F...X	260
	16 - 40	1	DIPOSFEED High Feed Cutter 1TG1F...T/U Fraise grande avance 1TG1F...T/U	1TG1F...T/U	261
	32 - 85	1	DIPOSFEED High Feed Cutter TG1F Fraise grande avance TG1F	TG1F	262
	25 - 42	1,5	DIPOSFEED High Feed Cutter 1TG1G...X Fraise grande avance 1TG1G...X	1TG1G...X	263
	50 - 80	1,5	DIPOSFEED High Feed Cutter TG_G Fraise grande avance TG_G	TG_G	264
	30 - 42	2	DIPOSFEED High Feed Cutter 1TG1J...X Fraise grande avance 1TG1J...X	1TG1J...X	265
	50 - 100	2	DIPOSFEED High Feed Cutter TG_J Fraise grande avance TG_J	TG_J	266
	7,4 - 33,4	0,8	POWERFEED MINI High Feed Cutter 15G4D...X Fraise grande avance 15G4D...X	15G4D...X	267
	7,4 - 23,4	0,8	POWERFEED MINI High Feed Cutter 15G4D...U/T Fraise grande avance 15G4D...U/T	15G4D...U/T	268
	23,4 - 57,4	0,8	POWERFEED MINI High Feed Cutter 5G5D Fraise grande avance 5G5D	5G5D	269
	9,1 - 32	1	DIFEED WIN-V High Feed Cutter 1TG1V..T/U Fraise grande avance 1TG1V..T/U	1TG1V..T/U	270

Subject to printing error or technical changes. / Sous réserve d'erreurs d'impression ou de modifications techniques.

HIGH SPEED CUTTER / FRAISES À HAUTE VITESSE

	D	a	Description	Code / Série	Page
	9,1 - 32	1	DIFEED WIN-V High Feed Cutter 1TG1V...X Fraise grande avance 1TG1V...X	1TG1V...X	271
	24 - 55	1	DIFEED WIN-V High Feed Cutter TG1V Fraise grande avance TG1V	TG1V	272
	10,6 - 32,4	1	HFD MINI High Feed Cutter 1DP1E Fraise grande avance 1DP1E	1DP1E	273
	30,4 - 56,4	1	HFD MINI High Feed Cutter DP5E Fraise grande avance DP5E	DP5E	274
	50 - 100	1,8	DIPOSQUAD High Feed Cutter DG6G Fraise grande avance DG6G	DG6G	275
	63 - 125	2,5	DIPOSQUAD High Feed Cutter DG6K Fraise grande avance DG6K	DG6K	276
	14,8 - 29,4	1,5	CERASFEED High Feed Cutter 1ZG3F...T/U Fraise grande avance 1ZG3F...T/U	1ZG3F...T/U	277
	32,8 - 62,6	2,5	CERASFEED High Feed Cutter DG1H Fraise grande avance DG1H	DG1H	278

Subject to printing error or technical changes. / Sous réserve d'erreurs d'impression ou de modifications techniques.

	D	a	Description	Code / Série	Page

Subject to printing error or technical changes. / Sous réserve d'erreurs d'impression ou de modifications techniques.

ADAPTION ACC. TO DIN 1835 A
ATTACHEMENT DIN 1835 A





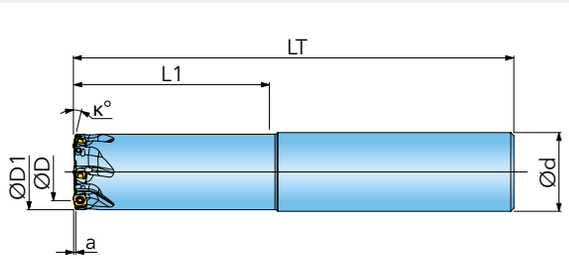

Designation Réf. de l'article	D	D1	d	LT	L1	κ	a	Rp	Z	IK	kg
15G1B010030T1R00	3,6	10	10	80	30	12	0,5	1	2	✓	0,042
15G1B012030T2R00	5,6	12	12	80	30	12	0,5	1	3	✓	0,059
15G1B016040T3R00	9,6	16	16	100	40	12	0,5	1	4	✓	0,134
15G1B020050T4R00	13,6	20	20	130	50	12	0,5	1	5	✓	0,279
15G1B025060T5R00	18,6	25	25	140	60	12	0,5	1	6	✓	0,487

Rp = Programming radius / Rp = Programmation - rayon

SDXS0402MPR-MM



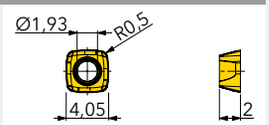

SDXS0402MPR-MR1



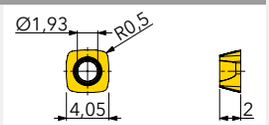

Designation Réf. de l'article	fz(min/max)	Design Conception	Grade Nuance	IN2505	IN2530
SDXS0402MPR-MM	0,20/0,90	positive geometry, convex / Géométrie positive, convexe			
SDXS0402MPR-MR1	0,20/0,90	flat-top geometry, convex / Géométrie neutre, convexe			

● = P ● = M ● = K ● = N ● = S ○ = H

SPARE PARTS
ACCESSOIRES





Diameter Range / Diamètres

3,6 - 5,6	SM18-033-00 (0,5Nm)	TXPLUS06x90-B
9,6 - 18,6	SM18-041-00 (0,5Nm)	TXPLUS06x90-B

① = Insert screw / Vis de serrage plaquette ② = Torx-Bit / Embout torx

Member IMC Group Ingersoll Cutting Tools

SCREW-IN TYPE ADAPTION
ATTACHEMENT FILETÉ



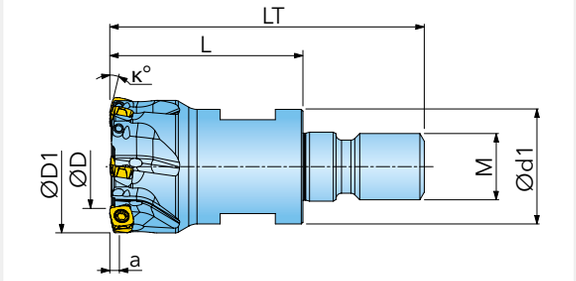

Designation Réf. de l'article	D	D1	d1	LT	L	κ	a	Rp	M	Z	IK	kg
15G1B010017X4R00	3,6	10	9,8	31,5	17	12	0,5	1	M6	2	✓	0,010
15G1B012023X4R00	5,6	12	11,8	37,5	23	12	0,5	1	M6	3	✓	0,017
15G1B016023X5R00	9,6	16	13	40,8	23	12	0,5	1	M8	4	✓	0,026
15G1B020030X6R00	13,6	20	18	49,8	30	12	0,5	1	M10	5	✓	0,060
15G1B025035X7R00	18,6	25	21	57	35	12	0,5	1	M12	6	✓	0,103

Rp = Programming radius / Rp = Programmation - rayon

SDXS0402MPR-MM



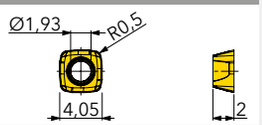

SDXS0402MPR-MR1



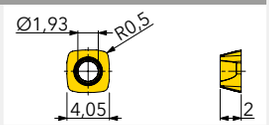

Designation Réf. de l'article	fz(min/max)	Design Conception	Grade Nuance	IN2505	IN2530
SDXS0402MPR-MM	0,20/0,90	positive geometry, convex / Géométrie positive, convexe			
SDXS0402MPR-MR1	0,20/0,90	flat-top geometry, convex / Géométrie neutre, convexe			

● = P ● = M ● = K ● = N ● = S ○ = H

SPARE PARTS
ACCESSOIRES





Diameter Range / Diamètres

3,6 - 5,6	SM18-033-00 (0,5Nm)	TXPLUS06x90-B
9,6 - 18,6	SM18-041-00 (0,5Nm)	TXPLUS06x90-B

① = Insert screw / Vis de serrage plaquette ② = Torx-Bit / Embout torx

FOR EXCHANGEABLE HEAD SYSTEM
POUR SYSTEME DE TETES INTERCHANGEABLES



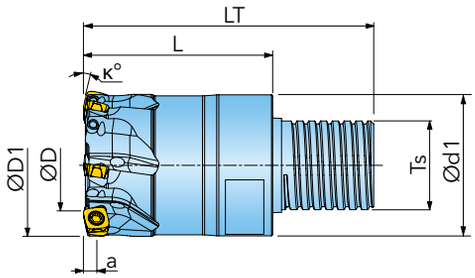

Designation Réf. de l'article	D	D1	d1	LT	L	κ	a	Rp	Ts	Z	IK	kg
15G1B010016T6R00	3,6	10	9,7	22,65	16	12	0,5	1	T6	2	✓	0,008
15G1B012017T8R00	5,6	12	11,5	25	17	12	0,5	1	T8	3	✓	0,012
15G1B016019TRR00	9,6	16	15,2	30,8	19	12	0,5	1	T10	4	✓	0,026
15G1B020022TSR00	13,6	20	18,3	35,8	22	12	0,5	1	T12	5	✓	0,048
15G1B025032TUR00	18,6	25	23,9	49,6	32	12	0,5	1	T15	6	✓	0,114

Rp = Programming radius / Rp = Programmation - rayon

SDXS0402MPR-MM



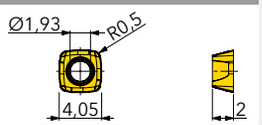

SDXS0402MPR-MR1



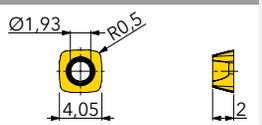

Designation Réf. de l'article	fz(min/max)	Design Conception	Grade Nuance	IN2505	IN2530
SDXS0402MPR-MM	0,20/0,90	positive geometry, convex / Géométrie positive, convexe			
SDXS0402MPR-MR1	0,20/0,90	flat-top geometry, convex / Géométrie neutre, convexe			

● = P ● = M ● = K ● = N ● = S ○ = H

SPARE PARTS
ACCESSOIRES





Diameter Range / Diamètres

3,6 - 5,6	SM18-033-00 (0,5Nm)	TXPLUS06x90-B
9,6 - 18,6	SM18-041-00 (0,5Nm)	TXPLUS06x90-B

① = Insert screw / Vis de serrage plaquette ② = Torx-Bit / Embout torx

Member IMC Group Ingersoll Cutting Tools

ADAPTION ACC. TO DIN 1835 A
ATTACHEMENT DIN 1835 A

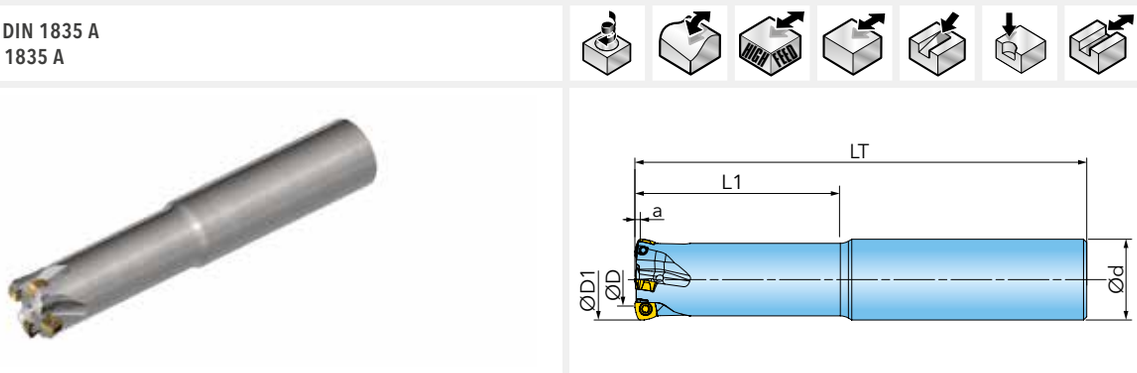

Designation Réf. de l'article	D	D1	d	LT	L1	κ	a	Rp	Z		kg
15G1D016040T3R00	8	16	16	100	40	12	1	1,7	2	✓	0,06
15G1D020050T4R00	12	20	20	130	50	12	1	1,7	3	✓	0,13
15G1D025060T5R00	17	25	25	140	60	12	1	1,7	4	✓	0,35
15G1D032070U7R00	24	32	32	150	70	12	1	1,7	5	✓	0,81

Rp = Programming radius / Rp = Programmation - rayon

SDXS0603MPR-MM

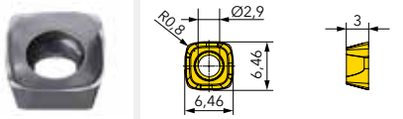

SDXS0603MPR-MR

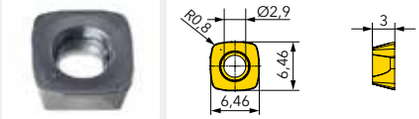

SDXS0603MPR-MR1

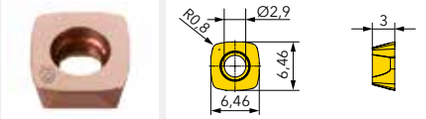

Designation Réf. de l'article	fz(min/max)	Design Conception	Grade Nuance	IN2505	IN4036	IN6537
SDXS0603MPR-MM	0,50/1,20	positive geometry, convex / Géométrie positive, convexe		●	●	●
SDXS0603MPR-MR	0,50/1,20	neutral geometry convex, chamfered / Géométrie neutre convexe, renforcée		●		●
SDXS0603MPR-MR1	0,50/1,20	flat-top geometry, convex / Géométrie neutre, convexe		●	●	

● = P ● = M ● = K ● = N ● = S ○ = H

SPARE PARTS
ACCESSOIRES





SM25-054-00 (1,1Nm) TX08x90-B

① = Insert screw / Vis de serrage plaquette ② = Torx-Bit / Embout torx

SCREW-IN TYPE ADAPTION
ATTACHEMENT FILETÉ



Designation Réf. de l'article	D	D1	d1	LT	L	κ	a	Rp	M	Z	IK	kg
15G1D016023X5R00	8	16	13	40,8	23	12	1	1,7	M8	2	✓	0,03
15G1D020030X6R00	12	20	18	49,8	30	12	1	1,7	M10	3	✓	0,03
15G1D025035X7R00	17	25	21	57	35	12	1	1,7	M12	4	✓	0,05
15G1D032043X8R00	24	32	29	67	43	12	1	1,7	M16	5	✓	0,13
15G1D035043X8R00	27	35	29	67	43	12	1	1,7	M16	5	✓	0,13
15G1D040043X8R00	32	40	29	67	43	12	1	1,7	M16	6	✓	0,18

Rp = Programming radius / Rp = Programmation - rayon

SDXS0603MPR-MM



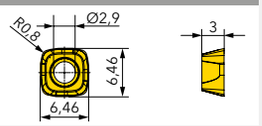

SDXS0603MPR-MR



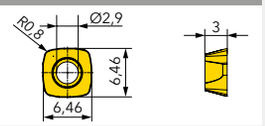

SDXS0603MPR-MR1



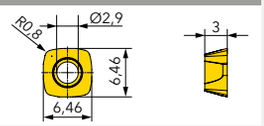

Designation Réf. de l'article	fz(min/max)	Design Conception	Grade Nuance	IN2505	IN4036	IN6537
SDXS0603MPR-MM	0,50/1,20	positive geometry, convex / Géométrie positive, convexe		●	●	●
SDXS0603MPR-MR	0,50/1,20	neutral geometry convex, chamfered / Géométrie neutre convexe, renforcée		●		●
SDXS0603MPR-MR1	0,50/1,20	flat-top geometry, convex / Géométrie neutre, convexe		●	●	

● = P ● = M ● = K ● = N ● = S ○ = H

SPARE PARTS
ACCESSOIRES





	SM25-054-00 (1,1Nm)	TX08x90-B

① = Insert screw / Vis de serrage plaquette ② = Torx-Bit / Embout torx

Member IMC Group Ingersoll Cutting Tools

FOR EXCHANGEABLE HEAD SYSTEM
POUR SYSTEME DE TETES INTERCHANGEABLES



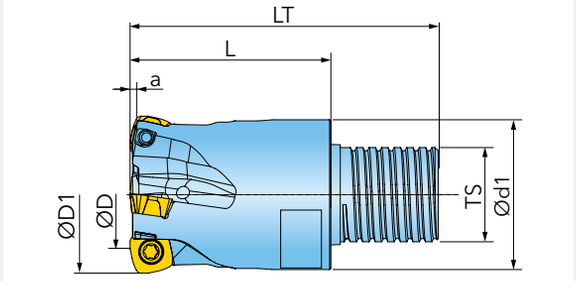

Designation Réf. de l'article	D	D1	d1	LT	L	κ	a	Rp	Ts	Z	IK	kg
15G1D016019TRR00	8	16	15,2	30,8	19	12	1	1,7	T10	2	✓	0,02
15G1D020022TSR00	12	20	18,3	35,8	22	12	1	1,7	T12	3	✓	0,02
15G1D025032TUR00	17	25	23,9	49,6	32	12	1	1,7	T15	4	✓	0,04

Rp = Programming radius / Rp = Programmation - rayon

SDXS0603MPR-MM

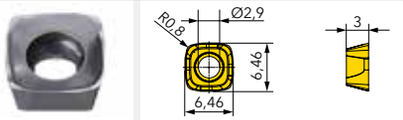

SDXS0603MPR-MR

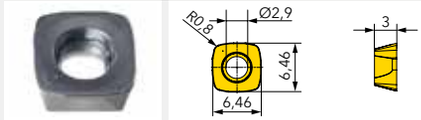

SDXS0603MPR-MR1

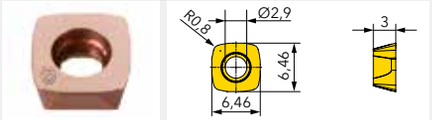

Designation Réf. de l'article	fz(min/max)	Design Conception	Grade Nuance IN2505	IN4036	IN6537
SDXS0603MPR-MM	0,50/1,20	positive geometry, convex / Géométrie positive, convexe	●	●	●
SDXS0603MPR-MR	0,50/1,20	neutral geometry convex, chamfered / Géométrie neutre convexe, renforcée	●		●
SDXS0603MPR-MR1	0,50/1,20	flat-top geometry, convex / Géométrie neutre, convexe	●	●	

● = P ● = M ● = K ● = N ● = S ○ = H

SPARE PARTS
ACCESSOIRES





SM25-054-00 (1,1Nm) TX08x90-B

① = Insert screw / Vis de serrage plaquette ② = Torx-Bit / Embout torx

ADAPTION ACC. TO DIN 8030
ATTACHEMENT DIN 8030





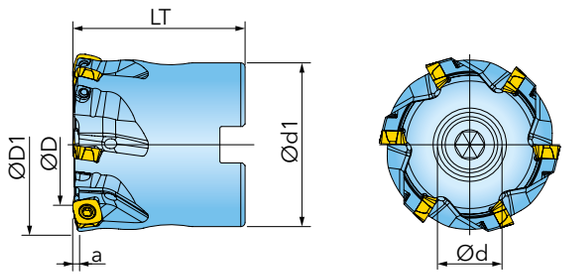

Designation Réf. de l'article	D	D1	d	d1	LT	κ	a	Rp	Z	IK	kg
5G1D040R00	32	40	16	38	40	12	1	1,7	6	✓	0,48
5G1D042R01	34	42	16	38	40	12	1	1,7	6	✓	0,52
5G1D042R00	34	42	16	38	40	12	1	1,7	7	✓	0,52
5G1D050R01	42	50	22	45	50	12	1	1,7	6	✓	1,08
5G1D050R00	42	50	22	45	50	12	1	1,7	7	✓	1,08

Rp = Programming radius / Rp = Programmation - rayon

SDXS0603MPR-MM



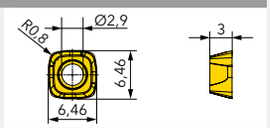

SDXS0603MPR-MR



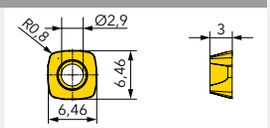

SDXS0603MPR-MR1



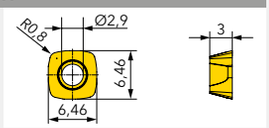

Designation Réf. de l'article	fz(min/max)	Design Conception	Grade Nuance	IN2505	IN4036	IN6537
SDXS0603MPR-MM	0,50/1,20	positive geometry, convex / Géométrie positive, convexe		●	◐	●
SDXS0603MPR-MR	0,50/1,20	neutral geometry convex, chamfered / Géométrie neutre convexe, renforcée		●		●
SDXS0603MPR-MR1	0,50/1,20	flat-top geometry, convex / Géométrie neutre, convexe		●	◐	

● = P ● = M ● = K ● = N ● = S ○ = H

SPARE PARTS
ACCESSOIRES





SM25-054-00 (1,1Nm) TX08x90-B

① = Insert screw / Vis de serrage plaquette ② = Torx-Bit / Embout torx

Member IMC Group Ingersoll Cutting Tools

SCREW-IN TYPE ADAPTION
ATTACHEMENT FILETÉ



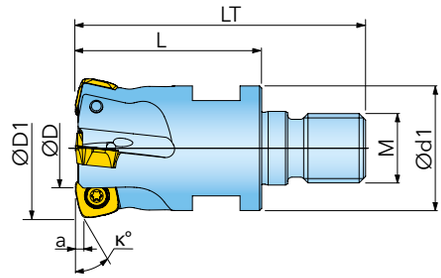

Designation Réf. de l'article	D	D1	d1	LT	L	κ	a	Rp	M	Z		IK	kg
15G1F025035X7R00	12,9	25	21	57	35	12	1,5	2,5	M12	3	5,5	✓	0,09
15G1F030043X8R00	17,9	30	29	67	43	12	1,5	2,5	M16	3	3,5	✓	0,15
15G1F032043X8R00	19,9	32	29	67	43	12	1,5	2,5	M16	4	3,3	✓	0,20
15G1F035043X8R00	22,9	35	29	67	43	12	1,5	2,5	M16	4	2,6	✓	0,22
15G1F040043X8R00	27,8	40	29	67	43	12	1,5	2,5	M16	5	2,2	✓	0,24
15G1F042043X8R00	29,8	42	29	67	43	12	1,5	2,5	M16	5	2,0	✓	0,26

Rp = Programming radius / * fz-values see manual „Cutting Data for Milling & Boring Tools" / Rp = Programmation - rayon / * Valeurs fz voir le manuel "Données de coupe de fraisage et perçage" (Chapitre G_Quad)

SDXS0904MPR-MM

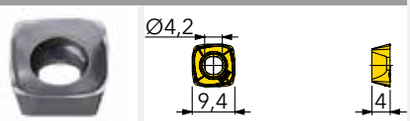

SDXS0904MPR-MR

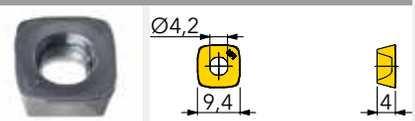

SDXS0904MPR-MR1

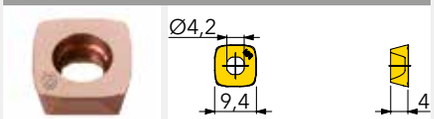

SDXS0904MPR-MRH

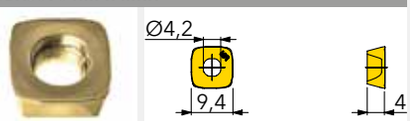

Designation Réf. de l'article	fz(min/max)	Design Conception	Grade Nuance	IN2504	IN2505	IN4036	IN6537	IN7035			
SDXS0904MPR-MM	0,40/1,50	positive geometry convex, chamfered / Géométrie positives convexe, renforcée			● ○	● ○	● ○				
SDXS0904MPR-MR	0,40/1,50	neutral geometry convex, chamfered / Géométrie neutre convexe, renforcée			● ○	● ○	● ○				
SDXS0904MPR-MR1	0,40/1,50	neutral geometry convex, sharp / Géométrie neutre convexe, vive				● ○		● ○			
SDXS0904MPR-MRH	0,40/1,50	neutral geometry convex, chamfered / Géométrie neutre convexe, renforcée		● ○							

● = P ○ = M ● = K ● = N ● = S ○ = H

SPARE PARTS
ACCESSOIRES





SM30-075-R0 (2,0Nm) TX09x90-B

① = Insert screw / Vis de serrage plaquette ② = Torx-Bit / Embout torx

ADAPTION ACC. TO DIN 8030
ATTACHEMENT DIN 8030



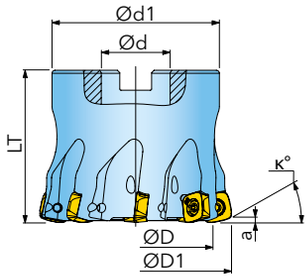

Designation Réf. de l'article	D	D1	d	d1	LT	κ	a	Rp	Z		IK	kg
5G6F040R00	27,8	40	16	38	40	12	1,5	2,5	4	2,2	✓	0,24
5G5F040R00[1)]	27,8	40	16	38	40	12	1,5	2,5	5	2,2	✓	0,24
5G6F042R00	29,8	42	16	38	40	12	1,5	2,5	4	2,0	✓	0,27
5G5F042R00[1)]	29,8	42	16	38	40	12	1,5	2,5	5	2,0	✓	0,27
5G6F050R00	37,8	50	22	45	50	12	1,5	2,5	6	1,5	✓	0,43
5G5F050R00[1)]	37,8	50	22	45	50	12	1,5	2,5	7	1,5	✓	0,43
5G6F052R00	39,8	52	22	40	50	12	1,5	2,5	6	1,3	✓	0,46
5G5F052R00[1)]	39,8	52	22	40	50	12	1,5	2,5	7	1,3	✓	0,46
5G6F063R00	50,8	63	22	55	50	12	1,5	2,5	7	1,1	✓	0,75
5G5F063R00[1)]	50,8	63	22	55	50	12	1,5	2,5	8	1,1	✓	0,75
5G6F066R00	53,8	66	27	50	50	12	1,5	2,5	7	1,0	✓	0,80
5G5F066R00[1)]	53,8	66	27	50	50	12	1,5	2,5	8	1,0	✓	0,80
5G6F080R00	67,8	80	27	70	50	12	1,5	2,5	7	0,6	✓	1,20
5G5F080R00[1)]	67,8	80	27	70	50	12	1,5	2,5	9	0,6	✓	1,20
5G6F085R00	72,8	85	27	70	50	12	1,5	2,5	8	0,4	✓	1,27
5G5F085R00[1)]	72,8	85	27	70	50	12	1,5	2,5	10	0,4	✓	1,27

Rp = Programming radius / * fz-values see manual „Cutting Data for Milling & Boring Tools" / Rp = Programmation - rayon / * Valeurs fz voir le manuel "Données de coupe de fraisage et perçage" (Chapitre G_Quad)

[1)] Narrow spacing / Pas réduit

SDXS0904MPR-MM



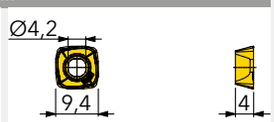

SDXS0904MPR-MR



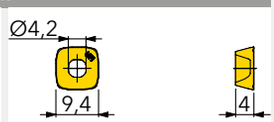

SDXS0904MPR-MR1



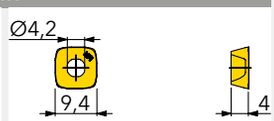

SDXS0904MPR-MRH



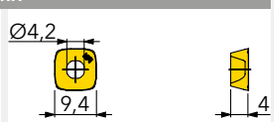

Designation Réf. de l'article	fz(min/max)	Design Conception	Grade Nuance	IN2504	IN2505	IN4036	IN6537	IN7035			
SDXS0904MPR-MM	0,40/1,50	positive geometry convex, chamfered / Géométrie positives convexe, renforcée			● ●	● ●	● ●				
SDXS0904MPR-MR	0,40/1,50	neutral geometry convex, chamfered / Géométrie neutre convexe, renforcée			● ●	● ●	● ●				
SDXS0904MPR-MR1	0,40/1,50	neutral geometry convex, sharp / Géométrie neutre convexe, vive				● ●		● ●			
SDXS0904MPR-MRH	0,40/1,50	neutral geometry convex, chamfered / Géométrie neutre convexe, renforcée		● ●							

● = P ● = M ● = K ● = N ● = S ○ = H

SPARE PARTS
ACCESSOIRES





	SM30-075-R0 (2,0Nm)	TX09x90-B

① = Insert screw / Vis de serrage plaquette ② = Torx-Bit / Embout torx

Member IMC Group Ingersoll Cutting Tools

SCREW-IN TYPE ADAPTION
ATTACHEMENT FILETÉ



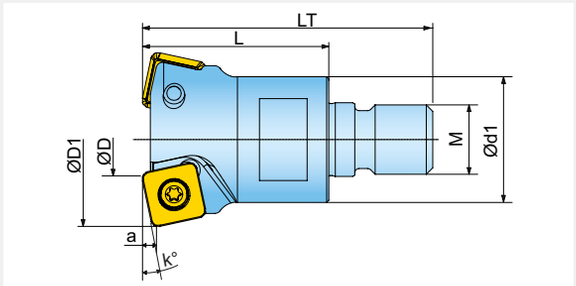

Designation Réf. de l'article	D	D1	d1	LT	L	κ	a	M	Z		IK	kg
15M1P032043X8R00	11	32	29	67	43	12	2	M16	2	10	✓	0,17
15M1P035043X8R00	14	35	29	67	43	12	2	M16	2	8	✓	0,17
15M1P040043X8R00	19	40	29	67	43	12	2	M16	3	5	✓	0,19
15M1P042043X8R00	21	42	29	67	43	12	2	M16	3	5	✓	0,20
15M1P032043X8R01	11	32	29	67	43	12	2	M16	2	10	✓	0,17
15M1P035043X8R01	14	35	29	67	43	12	2	M16	2	8	✓	0,17
15M1P042043X8R01	21	42	29	67	43	12	2	M16	3	5	✓	0,20

*** fz-values see manual „Cutting Data for Milling & Boring Tools" / * Valeurs fz voir le manuel "Données de coupe de fraisage et perçage" (Chapitre G_Quad)**

SDXS1305MPR-MM

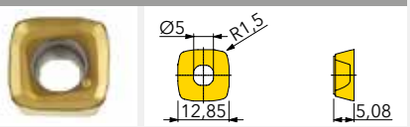

SDXS1305MPR-MR

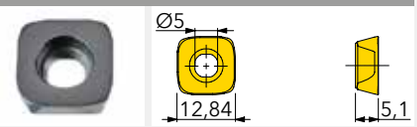

SDXS1305MPR-MR1

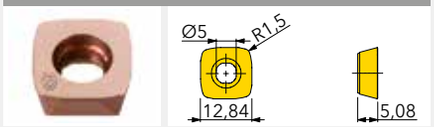

SDXS130515R-PH

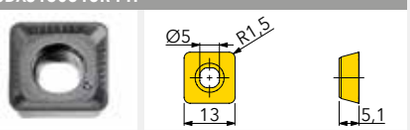

SDXS130515N-HR

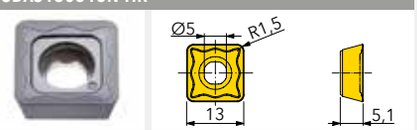

Designation Réf. de l'article	fz(min/max)	Design Conception	Grade Nuance	IN2504	IN2505	IN4005	IN4030	IN4035	IN4036	IN6537
SDXS1305MPR-MM	0,50/1,80	positive geometry, convex, landed / Géométrie positive convexe, renforcée			●				●	●
SDXS1305MPR-MR	0,50/1,80	neutral geometry convex, chamfered / Géométrie neutre convexe, renforcée		●	●	●			●	●
SDXS1305MPR-MR1	0,80/1,80	neutral geometry convex, chamfered, sharp			●				●	●
SDXS130515R-PH	0,50/1,80	positive geometry, chamfered R1,5 / Géométrie positive, renforcée R1,5			●		●	●	●	●
SDXS130515N-HR	0,50/1,80	positive titanium geometry R1,5, K-land / Géométrie positive R1,5 pour le titane							●	

● = P ● = M ● = K ● = N ● = S ○ = H

SPARE PARTS
ACCESSOIRES

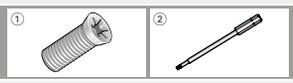

SM40-100-R0 (4,5Nm)	TX15x90-B

① = Insert screw / Vis de serrage plaquette ② = Torx-Bit / Embout torx

ADAPTION ACC. TO DIN 8030
ATTACHEMENT DIN 8030





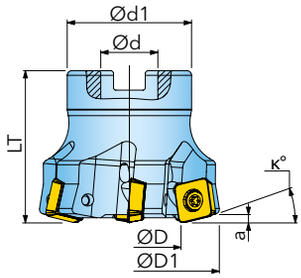

Designation Réf. de l'article	D	D1	d	d1	LT	κ	a	Z		IK	kg
5M6P050R00	29	50	22	45	50	12	2	4	3,5	✓	0,34
5M5P050R00[1)]	29	50	22	45	50	12	2	5	3,5	✓	0,33
5M5P050R01	29	50	22	45	50	12	2	6	3,5	✓	0,32
5M6P052R00	31	52	22	40	50	12	2	4	3	✓	0,29
5M5P052R00[1)]	31	52	22	40	50	12	2	5	3	✓	0,28
5M6P063R00	42	63	22	55	50	12	2	5	2,5	✓	0,57
5M5P063R00[1)]	42	63	22	55	50	12	2	6	2,5	✓	0,60
5M5P063R01[1)]	42	63	22	55	50	12	2	7	2,5	✓	0,60
5M6P066R00	45	66	27	48	50	12	2	5	2	✓	0,48
5M5P066R00[1)]	45	66	27	48	50	12	2	6	2	✓	0,50
5M6P080R00	59	80	27	70	50	12	2	6	1	✓	0,97
5M5P080R00[1)]	59	80	27	70	50	12	2	8	1	✓	1,01
5M6P100R00	79	100	32	85	55	12	2	7	0,5	✓	1,75
5M5P100R00[1)]	79	100	32	85	55	12	2	9	0,5	✓	1,74
5M5P052R01[2)]	31	52	22	40	50	12	2	5	3	✓	0,28
5M5P066R01[2)]	45	66	27	48	50	12	2	6	2	✓	0,50
5M5P080R01[2)]	59	80	27	70	50	12	2	8	1	✓	1,01
5M5P100R01[2)]	79	100	32	85	55	12	2	9	0,5	✓	1,74
5M5P052R80[1)]	31	52	22	40	50	8	1,6	5	3	✓	0,28
5M5P066R80[1)]	45	66	27	48	50	8	1,6	6	2	✓	0,50
5M5P080R80[1)]	59	80	27	70	50	8	1,6	8	1	✓	1,01
5M5P100R80[1)]	79	100	32	85	55	8	1,6	9	0,5	✓	1,74
*** fz-values see manual „Cutting Data for Milling & Boring Tools" / * Valeurs fz voir le manuel "Données de coupe de fraisage et perçage" (Chapitre G_Quad)**											

[1)] Narrow spacing / Pas réduit; [2)] for * MPR-Insert geometry is effective diameter (D) / Le diamètre (D) est valable uniquement avec la géométrie MPR

Member IMC Group Ingersoll Cutting Tools

SDXS1305MPR-MM



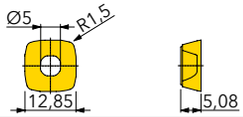

SDXS1305MPR-MR



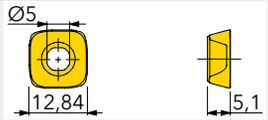

SDXS1305MPR-MR1



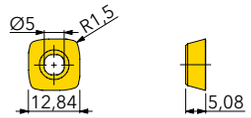

SDXS130515R-PH



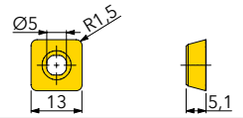

SDXS130515N-HR



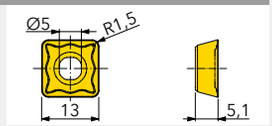

Designation Réf. de l'article	fz(min/max)	Design Conception	Grade Nuance	IN2504	IN2505	IN4005	IN4030	IN4035	IN4036	IN6537
SDXS1305MPR-MM	0,50/1,80	positive geometry, convex, landed / Géométrie positive convexe, renforcée			●				●	●
SDXS1305MPR-MR	0,50/1,80	neutral geometry convex, chamfered / Géométrie neutre convexe, renforcée		●	●	●			●	●
SDXS1305MPR-MR1	0,80/1,80	neutral geometry convex, chamfered, sharp			●				●	●
SDXS130515R-PH	0,50/1,80	positive geometry, chamfered R1,5 / Géométrie positive, renforcée R1,5			●		●	●	●	●
SDXS130515N-HR	0,50/1,80	positive titanium geometry R1,5, K-land / Géométrie positive R1,5 pour le titane							●	

● = P ● = M ● = K ● = N ● = S ○ = H

SPARE PARTS
ACCESSOIRES





SM40-100-R0 (4,5Nm) TX15x90-B

① = Insert screw / Vis de serrage plaquette ② = Torx-Bit / Embout torx

MODULAR MILLING ADAPTOR INNOFIT
ATTACHEMENT MODULAIRE INNOFIT



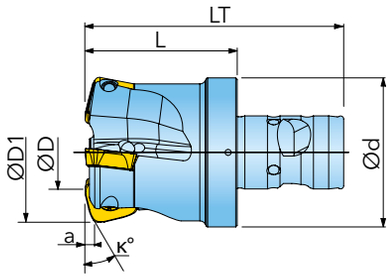

Designation Réf. de l'article	D	D1	d	LT	L	κ	a	Rp	MOD	Z		IK	kg
15G1Q050050Z4R00	28,2	50	49	85	50	12	2,5	4,2	MOD 40	3	5.2	✓	0,55
15G1Q050050Z4R01	28,2	50	49	85	50	12	2,5	4,2	MOD 40	4	5.2	✓	0,54
15G1Q052050Z4R00	30,2	52	49	85	50	12	2,5	4,2	MOD 40	3	4.9	✓	0,59
15G1Q052050Z4R01	30,2	52	49	85	50	12	2,5	4,2	MOD 40	4	4,9	✓	0,57

Rp = Programming radius / Rp = Programmation - rayon

SDXS1605MPR-MM



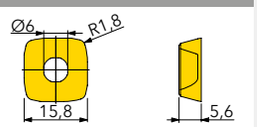

SDXS1605MPR-MR



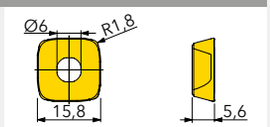

SDXS1605MPR-MR1



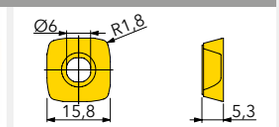

Designation Réf. de l'article	fz(min/max)	Design Conception	Grade Nuance	IN2505	IN4036	IN6537	IN7035
SDXS1605MPR-MM	0,70/2,00	positive geometry convex, chamfered / Géométrie positives convexe, renforcée		●	◐	●	
SDXS1605MPR-MR	0,70/2,00	neutral geometry convex, chamfered / Géométrie neutre convexe, renforcée		●		●	
SDXS1605MPR-MR1	0,70/2,00	neutral geometry convex, sharp / Géométrie neutre convexe, vive			◐	●	◐

● = P ● = M ● = K ● = N ● = S ○ = H

SPARE PARTS ACCESSOIRES	①	②
	SM50-130-R0 (6,0Nm)	TX20x90-B

① = Insert screw / Vis de serrage plaquette ② = Torx-Bit / Embout torx

Member IMC Group Ingersoll Cutting Tools

ADAPTION ACC. TO DIN 8030
ATTACHEMENT DIN 8030





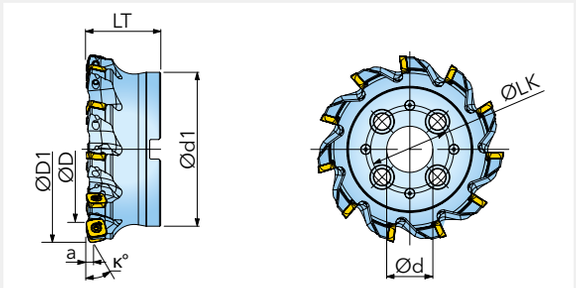

Designation Réf. de l'article	D	D1	d	d1	LT	LK	κ	a	Rp	Z		IK	kg
5G6Q063R00	41,2	63	22	55	50	-	12	2,5	4,2	4	3.4	✓	0,68
5G5Q063R00	41,2	63	22	55	50	-	12	2,5	4,2	5	3.4	✓	0,69
5G6Q066R00	44,2	66	27	50	50	-	12	2,5	4,2	5	3.1	✓	0,63
5G5Q066R00	44,2	66	27	50	50	-	12	2,5	4,2	6	3.1	✓	0,63
5G6Q080R00	58,2	80	27	70	50	-	12	2,5	4,2	6	2.3	✓	1,17
5G5Q080R00	58,2	80	27	70	50	-	12	2,5	4,2	7	2.3	✓	1,17
5G6Q085R00	63,2	85	27	70	50	-	12	2,5	4,2	7	2.1	✓	1,28
5G5Q085R00	63,2	85	27	70	50	-	12	2,5	4,2	8	2.1	✓	1,28
5G6Q100R00	78,2	100	32	85	55	-	12	2,5	4,2	8	1.65	✓	2,08
5G5Q100R00	78,2	100	32	85	55	-	12	2,5	4,2	9	1.65	✓	2,08
5G6Q125R00	103,2	125	40	100	63	-	12	2,5	4,2	10	1.2	✓	3,50
5G5Q125R00	103,2	125	40	100	63	-	12	2,5	4,2	11	1.2	✓	3,50
5G6Q160R00	138,2	160	40	130	63	66,7	12	2,5	4,2	11	0.7	✓	5,43
5G5Q160R00	138,2	160	40	130	63	66,7	12	2,5	4,2	12	0.7	✓	5,46

Rp = Programming radius / Rp = Programmation - rayon

SDXS1605MPR-MM

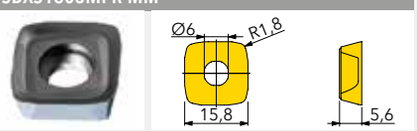

SDXS1605MPR-MR

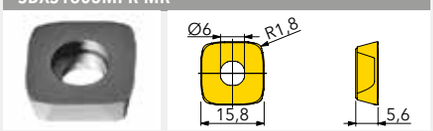

SDXS1605MPR-MR1

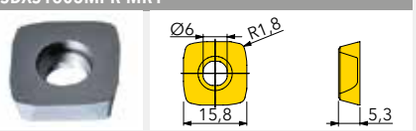

Designation Réf. de l'article	fz(min/max)	Design Conception	Grade Nuance	IN2505	IN4036	IN6537	IN7035				
SDXS1605MPR-MM	0,70/2,00	positive geometry convex, chamfered / Géométrie positives convexe, renforcée		●	●	●					
SDXS1605MPR-MR	0,70/2,00	neutral geometry convex, chamfered / Géométrie neutre convexe, renforcée		●		●					
SDXS1605MPR-MR1	0,70/2,00	neutral geometry convex, sharp / Géométrie neutre convexe, vive			●	●	●				

● = P ● = M ● = K ● = N ● = S ○ = H

SPARE PARTS
ACCESSOIRES



	SM50-130-R0 (6,0Nm)	TX20x90-B

① = Insert screw / Vis de serrage plaquette ② = Torx-Bit / Embout torx

ADAPTION ACC. TO DIN 8030
ATTACHEMENT DIN 8030



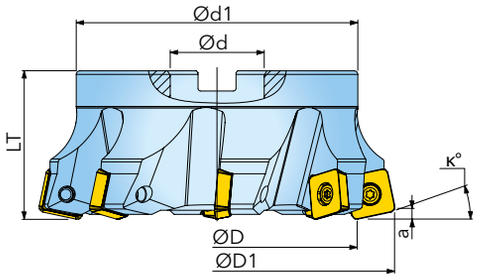

Designation Réf. de l'article	D	D1	d	d1	LT	LK	κ	a	Z		IK	kg
5G6M080R00	48,6	80	27	70	55	-	12	3	5	3,5	✓	1,01
5G5M080R00[1)]	48,6	80	27	70	55	-	12	3	6	3,5	✓	1,02
5G6M100R00	68,6	100	32	85	55	-	12	3	6	2,5	✓	1,63
5G5M100R00[1)]	68,6	100	32	85	55	-	12	3	8	2,5	✓	1,62
5G6M125R00	93,6	125	40	100	63	-	12	3	7	1,5	✓	2,84
5G5M125R00[1)]	93,6	125	40	100	63	-	12	3	9	1,5	✓	2,87
5G6M160R00	128,6	160	40	130	63	66,7	12	3	8	1	✓	4,80
5G5M160R00[1)]	128,6	160	40	130	63	66,7	12	3	10	1	✓	4,82
5G5M080R01[1)]	48,6	80	27	70	55	-	12	3	6	3,5	✓	1,02
5G5M100R01[1)]	68,6	100	32	85	55	-	12	3	8	2,5	✓	1,62
5G5M125R01[1)]	93,6	125	40	100	63	-	12	3	9	1,5	✓	2,87
5G5M160R01[1)]	128,6	160	40	130	63	66,7	12	3	10	1,0	✓	4,82

[1)] Narrow spacing / Pas réduit

SDES1906MPR-MR1



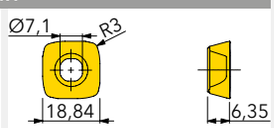

SDXS1906MPR-MR



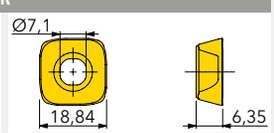

SDMS190620R-PH



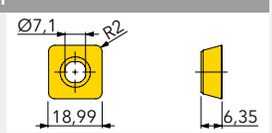

Designation Réf. de l'article	fz(min/max)	Design Conception	Grade Nuance	IN2505	IN4005	IN4030	IN4036	IN6537			
SDES1906MPR-MR1	0,50/3,00	neutral geometry convex, sharp / Géométrie neutre convexe, vive				●					
SDXS1906MPR-MR	0,50/3,00	neutral geometry convex, chamfered / Géométrie neutre convexe, renforcée		●	●	●	●	●			
SDMS190620R-PH	0,50/3,00	positive geometry, chamfered R2 / Géométrie positive, renforcée R2		●	●	●	●				

● = P ● = M ● = K ● = N ● = S ○ = H

SPARE PARTS
ACCESSOIRES





SM60-135-R0 (8,0Nm) DS-T25S

① = Insert screw / Vis de serrage plaquette ② = Screw driver / Tournevis

Member IMC Group Ingersoll Cutting Tools

ADAPTION ACC. TO DIN 1835 A
ATTACHEMENT DIN 1835 A



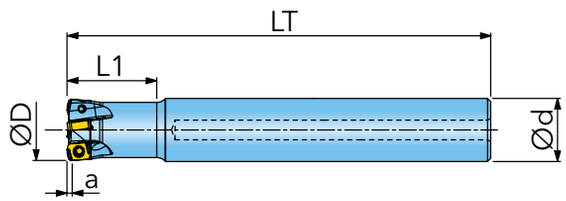

Designation Réf. de l'article	D	d	LT	L1	a	Rp	Z			IK	kg
1TG1B010020T1R00	10	10	100	20	0,5	0,9	2	0,6		✓	0,05
1TG1B012020T2R00	12	12	110	20	0,5	0,9	3	1,0		✓	0,08
1TG1B016025T3R00	16	16	150	25	0,5	0,9	4	1,0		✓	0,20
1TG1B020025T4R00	20	20	200	25	0,5	0,9	5	1,0		✓	0,44

Rp = Programming radius / Rp = Programmation - rayon

UNLU0402M0TR

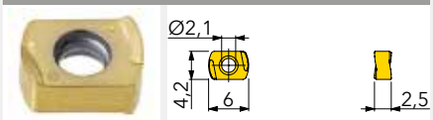

UNLU0402M0TR-ML

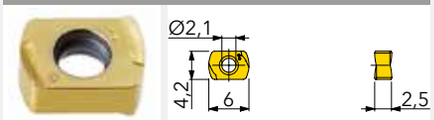

Designation Réf. de l'article	fz(min/max)	Design Conception	Grade Nuance	IN2504	IN2505	IN6537					
UNLU0402M0TR	0,20/0,70	semi positive geometry / Géométrie semi-positive									
UNLU0402M0TR-ML	0,20/0,70	positive geometry / Géométrie positive									

● = P ● = M ● = K ● = N ● = S ○ = H

SPARE PARTS
ACCESSOIRES





SM18-041-00 (0,5Nm) TXPLUS06x90-B

① = Insert screw / Vis de serrage plaquette ② = Torx-Bit / Embout torx

SCREW-IN TYPE ADAPTION
ATTACHEMENT FILETÉ





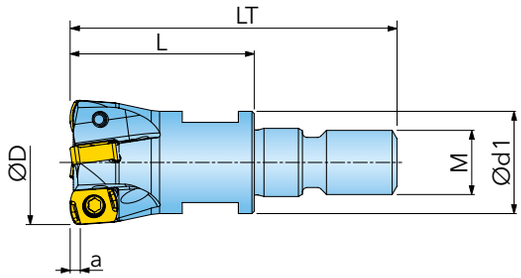

Designation Réf. de l'article	D	d1	LT	L	a	Rp	M	Z		IK	kg
1TG1B010017X4R00	10	9,7	31,5	17	0,5	0,9	M6	2	0,6	✓	0,01
1TG1B012017X4R00	12	11	31,5	17	0,5	0,9	M6	3	1,0	✓	0,01
1TG1B016023X5R00	16	13	40,8	23	0,5	0,9	M8	4	1,0	✓	0,03
1TG1B020023X6R00	20	18	42,8	23	0,5	0,9	M10	5	1,0	✓	0,05
1TG1B025027X7R00	25	21	49	27	0,5	0,9	M12	7	0,7	✓	0,09
1TG1B032027X8R00	32	29	51	27	0,5	0,9	M16	8	0,6	✓	0,15

Rp = Programming radius / Rp = Programmation - rayon

UNLU0402M0TR





UNLU0402M0TR-ML





Designation Réf. de l'article	fz(min/max)	Design Conception	Grade Nuance	IN2504	IN2505	IN6537
UNLU0402M0TR	0,20/0,70	semi positive geometry / Géométrie semi-positive		●	●	●
UNLU0402M0TR-ML	0,20/0,70	positive geometry / Géométrie positive			●	

● = P ● = M ● = K ● = N ● = S ○ = H

SPARE PARTS
ACCESSOIRES





SM18-041-00 (0,5Nm) TXPLUS06x90-B

① = Insert screw / Vis de serrage plaquette ② = Torx-Bit / Embout torx

FOR EXCHANGEABLE HEAD SYSTEM
POUR SYSTEME DE TETES INTERCHANGEABLES



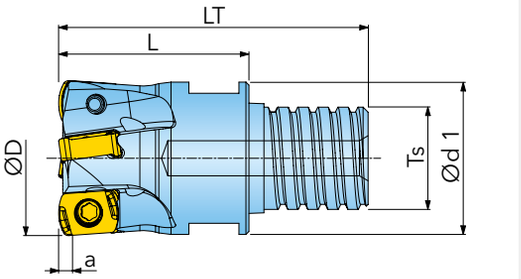

Designation Réf. de l'article	D	d1	LT	L	a	Rp	Ts	Z		IK	kg
1TG1B010016T6R00	10	9,7	22,65	16	0,5	0,9	T6	2	0,6	✓	0,01
1TG1B012017T8R00	12	11,5	25,0	17	0,5	0,9	T8	3	1,0	✓	0,01
1TG1B016019TRR00	16	15,2	30,8	19	0,5	0,9	T10	4	1,0	✓	0,03
1TG1B020022TSR00	20	18,3	35,8	22	0,5	0,9	T12	5	1,0	✓	0,05
1TG1B025032TUR00	25	23,9	49,6	32	0,5	0,9	T15	7	0,7	✓	0,10

Rp = Programming radius / Rp = Rayon de programmation

UNLU0402M0TR

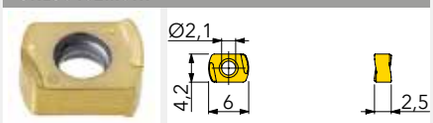

UNLU0402M0TR-ML

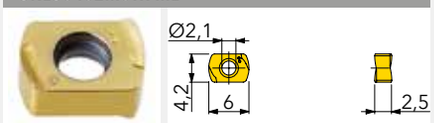

Designation Réf. de l'article	fz(min/max)	Design Conception	Grade Nuance	IN2504	IN2505	IN6537					
UNLU0402M0TR	0,20/0,70	semi positive geometry / Géométrie semi-positive		●	●	●					
UNLU0402M0TR-ML	0,20/0,70	positive geometry / Géométrie positive			●						

● = P ● = M ● = K ● = N ● = S ○ = H

SPARE PARTS ACCESSOIRES



Special thread / Filetage Spécial

T6	SM18-041-00 (0,5Nm)	TXPLUS06x90-B	WS-0029 (10,0Nm)
T8	SM18-041-00 (0,5Nm)	TXPLUS06x90-B	WS-0030 (15,0Nm)
T10	SM18-041-00 (0,5Nm)	TXPLUS06x90-B	WS-0044 (28,0Nm)
T12	SM18-041-00 (0,5Nm)	TXPLUS06x90-B	WS-0059 (28,0Nm)
T15	SM18-041-00 (0,5Nm)	TXPLUS06x90-B	WS-0061 (28,0Nm)

① = Insert screw / Vis de serrage plaquette ② = Torx-Bit / Embout torx ③ = Wrench / Clé de serrage

Member IMC Group Ingersoll Cutting Tools

SCREW-IN TYPE ADAPTION
ATTACHEMENT FILETÉ



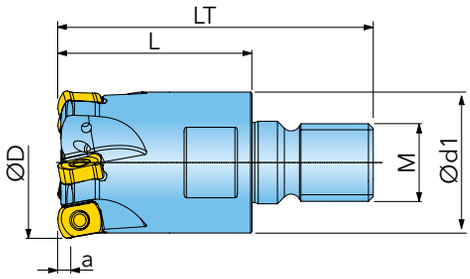

Designation Réf. de l'article	D	d1	LT	L	a	Rp	M	Z		IK	kg
1TG1F016025X5R00	16	13	42,8	25	1	1,6	M8	2	2	✓	0,03
1TG1F020030X6R00	20	18	49,8	30	1	1,9	M10	3	1,8	✓	0,05
1TG1F025035X7R00	25	21	57	35	1	1,9	M12	4	1,3	✓	0,09
1TG1F030043X8R00	30	29	67	43	1	1,9	M16	5	1	✓	0,21
1TG1F032040X8R00	32	29	64	40	1	1,9	M16	5	1	✓	0,21
1TG1F032040X8R01	32	29	64	40	1	1,9	M16	6	1	✓	0,21
1TG1F035043X8R00	35	29	67	43	1	1,9	M16	5	0,8	✓	0,24
1TG1F035043X8R01	35	29	67	43	1	1,9	M16	4	0,8	✓	0,24
1TG1F042043X8R00	42	29	67	43	1	1,9	M16	6	0,7	✓	0,28
1TG1F042043X8R01	42	29	67	43	1	1,9	M16	5	0,7	✓	0,28

Rp = Programming radius / Rp = Programmation - rayon

UNLU0603M0TR

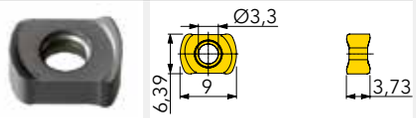

UNLU0603M0TR-MM

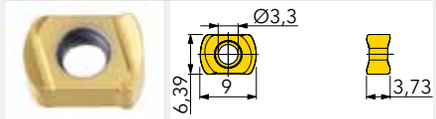

UNLU0603M0TR-ML

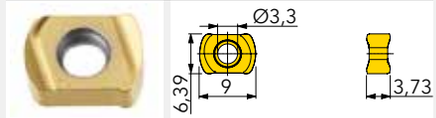

Designation Réf. de l'article	fz(min/max)	Design Conception	Grade Nuance	IN2036	IN2504	IN2505	IN6537				
UNLU0603M0TR	0,50/1,20	semi positive geometry / Géométrie semi-positive									
UNLU0603M0TR-MM	0,50/1,00	positive geometry / Géométrie positive									
UNLU0603M0TR-ML	0,50/1,00	Inconel - Titan geometry / Géométrie Inconel - Titane									

● = P ● = M ● = K ● = N ● = S ○ = H

SPARE PARTS
ACCESSOIRES



	SM25-064-00 (1,1Nm)	TX08x90-B

① = Insert screw / Vis de serrage plaquette ② = Torx-Bit / Embout torx

Member IMC Group Ingersoll Cutting Tools

ADAPTION ACC. TO DIN 1835 A
ATTACHEMENT DIN 1835 A

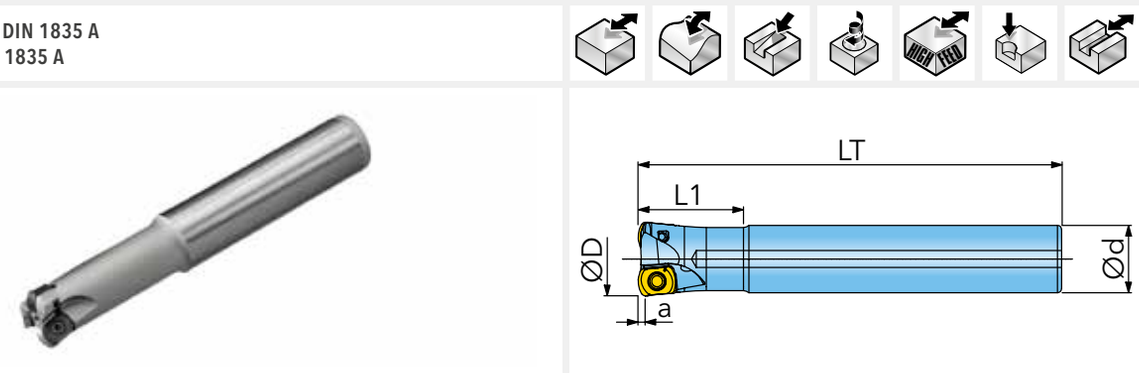

Designation Réf. de l'article	D	d	LT	L1	a	Rp	Z		IK	kg
1TG1F016030T3R00	16	16	100	30	1	1,6	2	2	✓	0,14
1TG1F020050T4R00	20	20	130	50	1	1,9	3	1,8	✓	0,26
1TG1F025060T5R00	25	25	140	60	1	1,9	4	1,3	✓	0,44
1TG1F030070U7R00	30	32	150	70	1	1,9	5	1	✓	0,76
1TG1F032070U7R01	32	32	150	70	1	1,9	6	1	✓	0,81
1TG1F032070U7R00	32	32	150	70	1	1,9	5	1	✓	0,81
1TG1F040090U7R00	40	32	150	40	1	1,9	6	0,8	✓	0,96

Rp = Programming radius / Rp = Programmation - rayon

UNLU0603M0TR

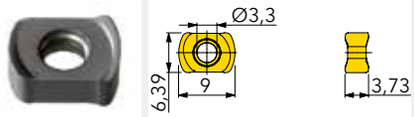

UNLU0603M0TR-MM

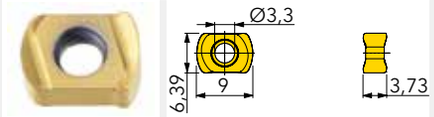

UNLU0603M0TR-ML

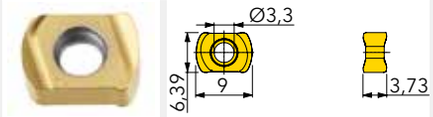

Designation Réf. de l'article	fz(min/max)	Design Conception	Grade Nuance	IN2036	IN2504	IN2505	IN6537
UNLU0603M0TR	0,50/1,20	semi positive geometry / Géométrie semi-positive		◐		◔	◔
UNLU0603M0TR-MM	0,50/1,00	positive geometry / Géométrie positive		◐	◔	◔	
UNLU0603M0TR-ML	0,50/1,00	Inconel - Titan geometry / Géométrie Inconel - Titane		◐		◔	

● = P ● = M ● = K ● = N ● = S ○ = H

SPARE PARTS
ACCESSOIRES

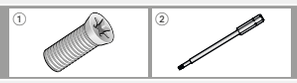

SM25-064-00 (1,1Nm) TX08x90-B

① = Insert screw / Vis de serrage plaquette ② = Torx-Bit / Embout torx

ADAPTION ACC. TO DIN 8030
ATTACHEMENT DIN 8030



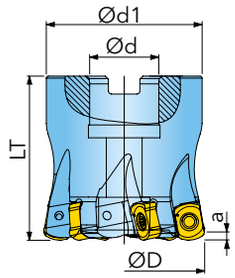

Designation Réf. de l'article	D	d	d1	LT	a	Rp	Z		IK	kg
TG1F032R00	32	16	30	40	1	1,9	5	1	✓	0,12
TG1F032R01	32	16	30	40	1	1,9	6	1	✓	0,11
TG1F040R00	40	22	38	40	1	1,9	6	0,8	✓	0,19
TG1F042R00	42	22	38	40	1	1,9	6	0,7	✓	0,25
TG1F042R10	42	16	38	40	1	1,9	6	0,7	✓	0,28
TG1F050R00	50	22	45	50	1	1,9	7	0,6	✓	0,39
TG1F052R00	52	22	40	50	1	1,9	7	0,6	✓	0,37
TG1F063R00	63	22	48	50	1	1,9	8	0,5	✓	0,67
TG1F066R00	66	27	58	50	1	1,9	8	0,5	✓	0,69
TG1F080R00	80	27	60	50	1	1,9	9	0,4	✓	1,35
TG1F085R00	85	27	70	50	1	1,9	9	0,4	✓	1,40

Rp = Programming radius / Rp = Rayon de programmation

UNLU0603M0TR



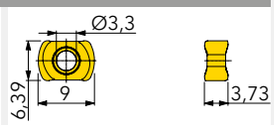

UNLU0603M0TR-MM



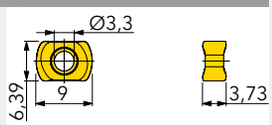

UNLU0603M0TR-ML



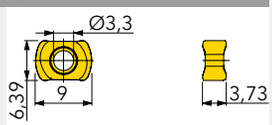

Designation Réf. de l'article	fz(min/max)	Design Conception	Grade Nuance	IN2036	IN2504	IN2505	IN6537
UNLU0603M0TR	0,50/1,20	semi positive geometry / Géométrie semi-positive		◐		◔	◔
UNLU0603M0TR-MM	0,50/1,00	positive geometry / Géométrie positive		◐	◔	◔	
UNLU0603M0TR-ML	0,50/1,00	Inconel - Titan geometry / Géométrie Inconel - Titane		◐		◔	

● = P ● = M ● = K ● = N ● = S ○ = H

SPARE PARTS
ACCESSOIRES





	SM25-064-00 (1,1Nm)	TX08x90-B

① = Insert screw / Vis de serrage plaquette ② = Torx-Bit / Embout torx

Member IMC Group Ingersoll Cutting Tools

SCREW-IN TYPE ADAPTION
ATTACHEMENT FILETÉ



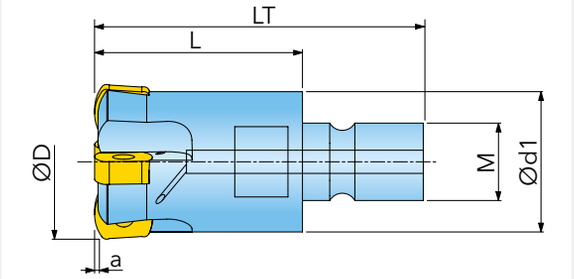

Designation Réf. de l'article	D	d1	LT	L	a	Rp	M	Z		IK	kg
1TG1G025035X7R00	25	21,0	57	35	1,5	2,5	M12	2	3	✓	0,22
1TG1G025035X7R01	25	21,0	57	35	1,5	2,5	M12	3	3	✓	0,10
1TG1G032043X8R00	32	29,0	67	43	1,5	2,5	M16	3	2	✓	0,22
1TG1G032043X8R01	32	29,0	67	43	1,5	2,5	M16	4	2	✓	0,22
1TG1G035043X8R01	35	29,0	67	43	1,5	2,5	M16	3	1,5	✓	0,23
1TG1G035043X8R00	35	29,0	67	43	1,5	2,5	M16	4	1,5	✓	0,24
1TG1G040043X8R01	40	29,0	67	43	1,5	2,5	M16	4	1,3	✓	0,27
1TG1G040043X8R00	40	29,0	67	43	1,5	2,5	M16	5	1,3	✓	0,28
1TG1G042043X8R00	42	29,0	67	43	1,5	2,5	M16	5	1,1	✓	0,30

Rp = Programming radius / Rp = Programmation - rayon

UNLU0904M0TR

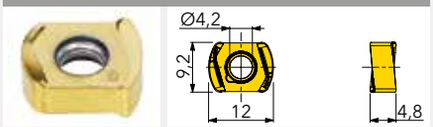

UNLU0904M0TR-MM

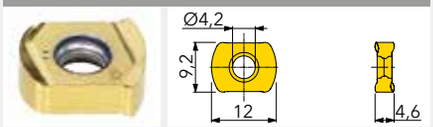

UNLU0904M0TR-ML

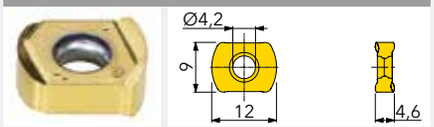

Designation Réf. de l'article	fz(min/max)	Design Conception	Grade Nuance	IN2036	IN2504	IN2505	IN6537				
UNLU0904M0TR	0,40/1,50	semi positive geometry / Géométrie semi-positive		●	●	●	●				
UNLU0904M0TR-MM	0,40/1,50	positive geometry / Géométrie positive		●		●					
UNLU0904M0TR-ML	0,40/1,50	Inconel - Titan geometry / Géométrie Inconel - Titane		●		●					

● = P ● = M ● = K ● = N ● = S ○ = H

SPARE PARTS
ACCESSOIRES





SM35-088-10 (3,0Nm) TX10x90-B

① = Insert screw / Vis de serrage plaquette ② = Torx-Bit / Embout torx

ADAPTION ACC. TO DIN 8030
ATTACHEMENT DIN 8030





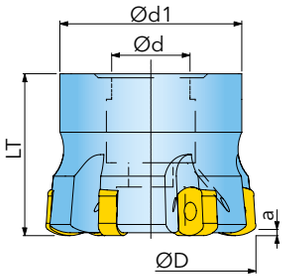

Designation Réf. de l'article	D	d	d1	LT	a	Rp	Z		IK	kg
TG2G050R00	50	22,0	45,0	50	1,5	2,5	6	1	✓	0,41
TG1G050R00	50	22,0	45,0	50	1,5	2,5	7	1	✓	0,42
TG2G052R00	52	22,0	45,0	40	1,5	2,5	6	1	✓	0,35
TG1G052R00	52	22,0	45,0	40	1,5	2,5	7	1	✓	0,36
TG2G063R00	63	22,0	47,0	50	1,5	2,5	6	0,8	✓	0,63
TG1G063R00	63	22,0	47,0	50	1,5	2,5	8	0,8	✓	0,62
TG2G066R00	66	27,0	58,0	50	1,5	2,5	5	0,8	✓	1,60
TG1G066R00	66	27,0	58,0	50	1,5	2,5	8	0,8	✓	0,78
TG2G080R00	80	27,0	70,0	50	1,5	2,5	8	0,8	✓	1,18
TG1G080R00	80	27,0	70,0	50	1,5	2,5	10	0,8	✓	1,20

Rp = Programming radius / Rp = Programmation - rayon

UNLU0904M0TR



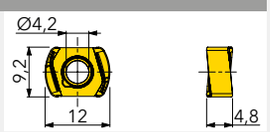

UNLU0904M0TR-MM



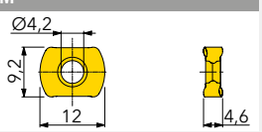

UNLU0904M0TR-ML



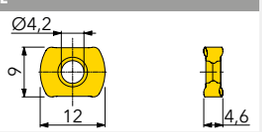

Designation Réf. de l'article	fz(min/max)	Design Conception	Grade Nuance	IN2036	IN2504	IN2505	IN6537				
UNLU0904M0TR	0,40/1,50	semi positive geometry / Géométrie semi-positive		◐	◔	◔	◔				
UNLU0904M0TR-MM	0,40/1,50	positive geometry / Géométrie positive		◐		◔					
UNLU0904M0TR-ML	0,40/1,50	Inconel - Titan geometry / Géométrie Inconel - Titane		◐		◔					

● = P ● = M ● = K ● = N ● = S ○ = H

SPARE PARTS
ACCESSOIRES





	SM35-088-10 (3,0Nm)	TX10x90-B

① = Insert screw / Vis de serrage plaquette ② = Torx-Bit / Embout torx

Member IMC Group Ingersoll Cutting Tools

SCREW-IN TYPE ADAPTION
ATTACHEMENT FILETÉ



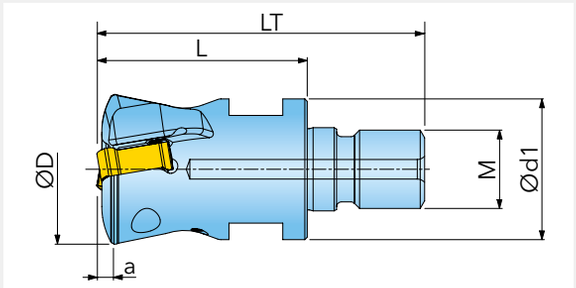

Designation Réf. de l'article	D	d1	LT	L	a	Rp	M	Z			kg
1TG1J030043X8R00	30	29	67	43	2	3,0	M16	2	0,5	✓	0,18
1TG1J032043X8R00	32	29	67	43	2	3,0	M16	2	0,5	✓	0,19
1TG1J035043X8R00	35	29	67	43	2	3,0	M16	3	0,5	✓	0,19
1TG1J040043X8R00	40	29	67	43	2	3,0	M16	3	0,5	✓	0,21
1TG1J042043X8R00	42	29	67	43	2	3,0	M16	3	0,5	✓	0,22

Rp = Programming radius / Rp = Programmation - rayon

UNLU1105M0TR



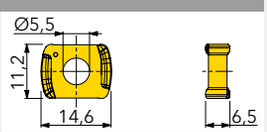

UNLU1105M0TR-ML



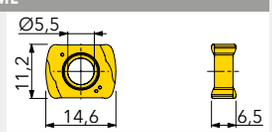

Designation Réf. de l'article	fz(min/max)	Design Conception	Grade Nuance	IN2504	IN2505	IN6537
UNLU1105M0TR	0,50/2,00	semi positive geometry / Géométrie semi-positive		●	●	●
UNLU1105M0TR-ML	0,50/2,00	positive geometry / Géométrie positive			●	

● = P ● = M ● = K ● = N ● = S ○ = H

SPARE PARTS
ACCESSOIRES



TS 50A121I/HG (6Nm) TX10x90-B

① = Insert screw / Vis de serrage plaquette ② = Torx-Bit / Embout torx

ADAPTION ACC. TO DIN 8030
ATTACHEMENT DIN 8030



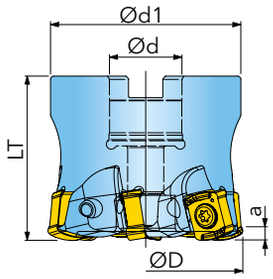

Designation Réf. de l'article	D	d	d1	LT	a	Rp	Z		IK	kg
TG2J050R00	50	22	45	40	2	3,0	4	0,50	✓	0,30
TG1J050R00	50	22	45	40	2	3,0	5	0,50	✓	0,30
TG1J052R00	52	22	45	40	2	3,0	5	0,45	✓	0,30
TG2J063R00	63	22	58	50	2	3,0	5	0,45	✓	0,70
TG1J063R00	63	22	58	50	2	3,0	6	0,45	✓	0,70
TG1J066R00	66	22	58	50	2	3,0	6	0,40	✓	0,80
TG1J066R01	66	27	58	50	2	3,0	6	0,40	✓	0,75
TG2J080R00	80	27	70	60	2	3,0	6	0,35	✓	1,40
TG1J080R00	80	27	70	60	2	3,0	7	0,35	✓	1,40
TG2J100R00	100	32	85	60	2	3,0	6	0,30	✓	2,20
TG1J100R00	100	32	85	60	2	3,0	7	0,30	✓	2,20

Rp = Programming radius / Rp = Programmation - rayon

UNLU1105M0TR



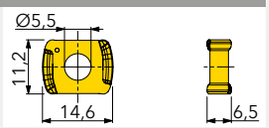

UNLU1105M0TR-ML



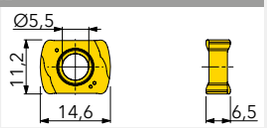

Designation Réf. de l'article	fz(min/max)	Design Conception	Grade Nuance	IN2504	IN2505	IN6537
UNLU1105M0TR	0,50/2,00	semi positive geometry / Géométrie semi-positive				
UNLU1105M0TR-ML	0,50/2,00	positive geometry / Géométrie positive				

● = P ● = M ● = K ● = N ● = S ○ = H

SPARE PARTS
ACCESSOIRES





	TS 50A121I/HG (6Nm)	TX10x90-B

① = Insert screw / Vis de serrage plaquette ② = Torx-Bit / Embout torx

Member IMC Group Ingersoll Cutting Tools

SCREW-IN TYPE ADAPTION
ATTACHEMENT FILETÉ



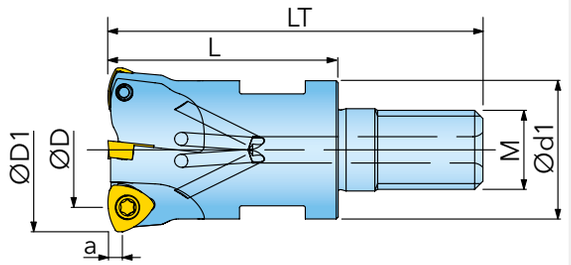

Designation Réf. de l'article	D	D1	d1	LT	L	a	Rp	M	Z		IK	kg
15G4D016025X5R00	7,4	16	13	42,8	25	0,8	2	M8	2	14,4	✓	0,02
15G4D020030X6R00	11,4	20	18	49,8	30	0,8	2	M10	3	5,9	✓	0,05
15G4D025035X7R02	16,4	25	21	57	35	0,8	2	M12	2	5,3	✓	0,10
15G4D025035X7R01	16,4	25	21	57	35	0,8	2	M12	3	5,3	✓	0,09
15G4D025035X7R00	16,4	25	21	57	35	0,8	2	M12	4	5,3	✓	0,09
15G4D030043X8R00	21,4	30	29	67	43	0,8	2	M16	5	3,5	✓	0,20
15G4D032043X8R00	23,4	32	29	67	43	0,8	2	M16	5	3,1	✓	0,22
15G4D035043X8R00	26,4	35	29	67	43	0,8	2	M16	6	2,2	✓	0,23
15G4D040043X8R00	31,4	40	29	67	43	0,8	2	M16	6	2,1	✓	0,27
15G4D042043X8R00	33,4	42	29	67	43	0,8	2	M16	7	1,6	✓	0,28

Programming radius 2mm / Programmation - rayon 2mm

WCNT060205FR-FL

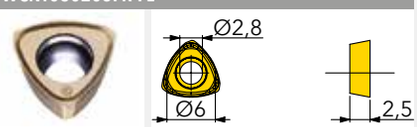

WCNW060205TR

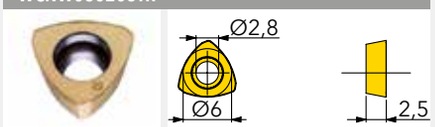

Designation Réf. de l'article	fz(min/max)	Design Conception	Grade Nuance	IN2504	IN2505	IN4036	IN6537				
WCNT060205FR-FL	0,40/1,00	positive geometry / Géométrie positive			●	●	●				
WCNW060205TR	0,50/1,10	neutral geometry / Géométrie neutre		●	●	●	●				

● = P ● = M ● = K ● = N ● = S ○ = H

SPARE PARTS
ACCESSOIRES





SM25-054-00 (1,1Nm) TX08x90-B

① = Insert screw / Vis de serrage plaquette ② = Torx-Bit / Embout torx

ADAPTION ACC. TO DIN 1835 A
ATTACHEMENT DIN 1835 A





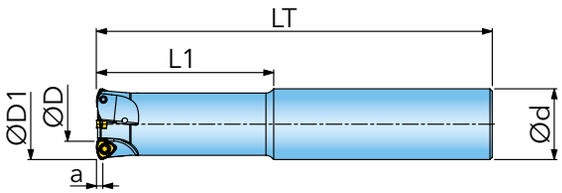

Designation Réf. de l'article	D	D1	d	LT	L1	a	Rp	Z		IK	kg
15G4D016030T3R00	7,4	16	16	100	30	0,8	2	2	14,4	✓	0,12
15G4D020050T4R00	11,4	20	20	130	50	0,8	2	3	5,9	✓	0,26
15G4D025060T5R00	16,4	25	25	140	60	0,8	2	4	5,3	✓	0,43
15G4D030070U7R00	21,4	30	32	150	70	0,8	2	5	3,5	✓	0,78
15G4D032070U7R00	23,4	32	32	150	70	0,8	2	5	3,1	✓	0,80

Rp = Programming radius / Rp = Programmation - rayon

WCNT060205FR-FL

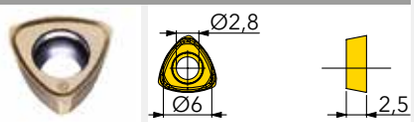

WCNW060205TR

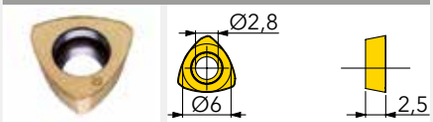

Designation Réf. de l'article	fz(min/max)	Design Conception	Grade Nuance	IN2504	IN2505	IN4036	IN6537
WCNT060205FR-FL	0,40/1,00	positive geometry / Géométrie positive			◐	◐	◐
WCNW060205TR	0,50/1,10	neutral geometry / Géométrie neutre		◔	◐	◐	◐

● = P ● = M ● = K ● = N ● = S ○ = H

SPARE PARTS
ACCESSOIRES



	SM25-054-00 (1,1Nm)	TX08x90-B

① = Insert screw / Vis de serrage plaquette ② = Torx-Bit / Embout torx

Member IMC Group Ingersoll Cutting Tools

ADAPTION ACC. TO DIN 8030
ATTACHEMENT DIN 8030



Designation Réf. de l'article	D	D1	d	d1	LT	a	Rp	Z		IK	kg
5G5D032R00	23,4	32	16	30	40	0,8	2	5	3,1	✓	0,15
5G5D035R00	26,4	35	16	30	40	0,8	2	6	2,2	✓	0,17
5G5D040R00	31,4	40	22	38	40	0,8	2	6	2,1	✓	0,23
5G5D042R00	33,4	42	22	38	40	0,8	2	7	1,6	✓	0,24
5G5D050R00	41,4	50	22	45	50	0,8	2	8	1,3	✓	0,52
5G5D052R00	43,4	52	22	40	50	0,8	2	8	1,2	✓	0,56
5G5D066R00	57,4	66	27	58	50	0,8	2	10	1,0	✓	0,78

Rp = Programming radius / Rp = Programmation - rayon

WCNT060205FR-FL

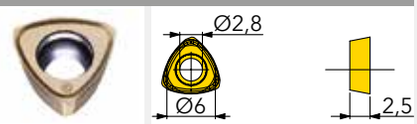

WCNW060205TR

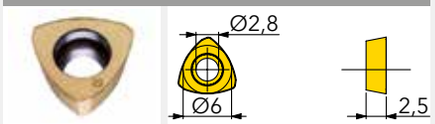

Designation Réf. de l'article	fz(min/max)	Design Conception	Grade Nuance	IN2504	IN2505	IN4036	IN6537
WCNT060205FR-FL	0,40/1,00	positive geometry / Géométrie positive			● ●	● ●	● ●
WCNW060205TR	0,50/1,10	neutral geometry / Géométrie neutre		● ●	● ●	● ●	● ●

● = P ● = M ● = K ● = N ● = S ○ = H

SPARE PARTS
ACCESSOIRES

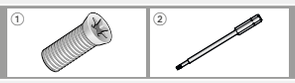

	SM25-054-00 (1,1Nm)	TX08x90-B

① = Insert screw / Vis de serrage plaquette ② = Torx-Bit / Embout torx

ADAPTION ACC. TO DIN 1835 A
ATTACHEMENT DIN 1835 A





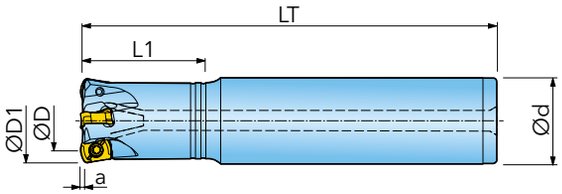

Designation Réf. de l'article	D	D1	d	LT	L1	a	Rp	Z		IK	kg
1TG1V016030T3R00	9,1	16	16	100	30	1	1,5	2	5,1	✓	0,14
1TG1V020050T4R00	12	20	20	130	50	1	2,0	3	2,5	✓	0,26
1TG1V025060T5R00	17	25	25	140	60	1	2,0	4	2,5	✓	0,44
1TG1V032070U7R00	24	32	32	150	70	1	2,0	5	1,4	✓	0,81
1TG1V040040U7R00	32	40	32	150	40	1	2,0	6	1,2	✓	0,96

Rp = Programming radius / Rp = Programmation - rayon

UNLV0603M0TR



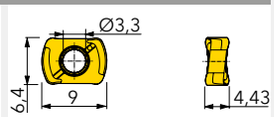

Designation Réf. de l'article	fz(min/max)	Design Conception	Grade Nuance	IN2504	IN2505	IN2530	IN6537				
UNLV0603M0TR	0,30/2,50	semi positive geometry / Géométrie semi-positive									

● = P ● = M ● = K ● = N ● = S ○ = H

SPARE PARTS
ACCESSOIRES





	SM25-064-01 (1,1Nm)	TXPLUS08x90-B

① = Insert screw / Vis de serrage plaquette ② = Torx-Bit / Embout torx

Member IMC Group Ingersoll Cutting Tools

SCREW-IN TYPE ADAPTION
ATTACHEMENT FILETÉ



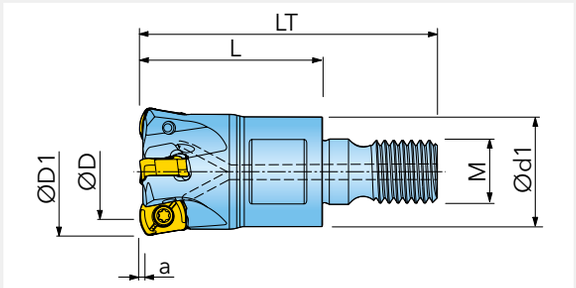

Designation Réf. de l'article	D	D1	d1	LT	L	a	Rp	M	Z		IK	kg
1TG1V016025X5R00	9,1	16	13	42,5	25	1	1,5	M8	2	5,1	✓	0,09
1TG1V020030X6R00	12	20	18	50	30	1	2,0	M10	3	2,5	✓	0,12
1TG1V025035X7R00	17	25	21	57	35	1	2,0	M12	4	2,5	✓	0,16
1TG1V032040X8R00	24	32	29	65	40	1	2,0	M16	5	1,4	✓	0,27
1TG1V035043X8R00	27	35	29	68	43	1	2,0	M16	5	1,3	✓	0,30
1TG1V040043X8R00	32	40	29	68	43	1	2,0	M16	6	1,2	✓	0,33

Rp = Programming radius / Rp = Programmation - rayon

UNLV0603M0TR



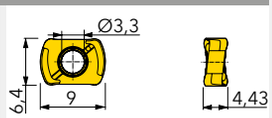

Designation Réf. de l'article	fz(min/max)	Design Conception	Grade Nuance	IN2504	IN2505	IN2530	IN6537				
UNLV0603M0TR	0,30/2,50	semi positive geometry / Géométrie semi-positive									

● = P ● = M ● = K ● = N ● = S ○ = H

SPARE PARTS
ACCESSOIRES



SM25-064-01 (1,1Nm) TXPLUS08x90-B

① = Insert screw / Vis de serrage plaquette ② = Torx-Bit / Embout torx

ADAPTION ACC. TO DIN 8030
ATTACHEMENT DIN 8030



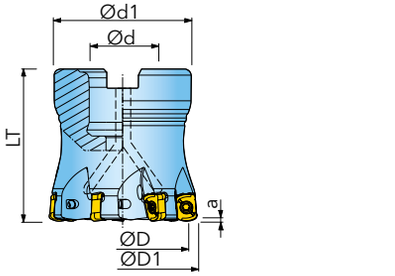

Designation Réf. de l'article	D	D1	d	d1	LT	a	Rp	Z		IK	kg
TG1V032R00	24	32	16	30	40	1	2,0	5	1,4	✓	0,12
TG1V040R00	32	40	16	38	40	1	2,0	6	1,2	✓	0,19
TG1V050R00	42	50	22	45	50	1	2,0	6	1,1	✓	0,39
TG1V050R01	42	50	22	45	50	1	2,0	7	1,1	✓	0,39
TG1V052R00	44	52	22	45	40	1	2,0	7	0,7	✓	0,37
TG1V063R00	55	63	22	48	50	1	2,0	8	0,6	✓	0,67

Rp = Programming radius / Rp = Programmation - rayon

UNLV0603M0TR



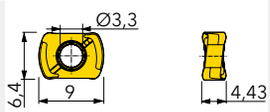

Designation Réf. de l'article	fz(min/max)	Design Conception	Grade Nuance	IN2504	IN2505	IN2530	IN6537				
UNLV0603M0TR	0,30/2,50	semi positive geometry / Géométrie semi-positive									

● = P ● = M ● = K ● = N ● = S ○ = H

SPARE PARTS
ACCESSOIRES





SM25-064-01 (1,1Nm) TXPLUS08x90-B

① = Insert screw / Vis de serrage plaquette ② = Torx-Bit / Embout torx

Member IMC Group Ingersoll Cutting Tools

SCREW-IN TYPE ADAPTION
ATTACHEMENT FILETÉ



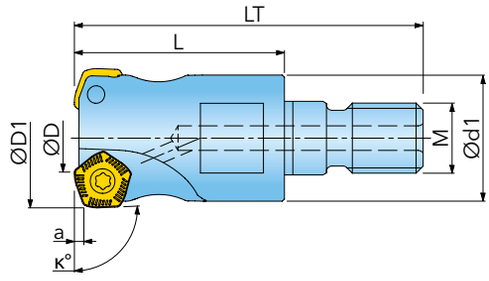

Designation Réf. de l'article	D	D1	d1	LT	L	κ	a	M	Z			kg
1DP1E020030X6R00	10,6	20	18	49,8	30	92	1	M10	2	9,6	✓	0,05
1DP1E025035X7R00	15,4	25	21	57	35	92	1	M12	3	5,2	✓	0,09
1DP1E032043X8R00	22,4	32	29	67	43	92	1	M16	5	3,4	✓	0,20
1DP1E035043X8R00	25,4	35	29	67	43	92	1	M16	5	3,0	✓	0,21
1DP1E040043X8R00	30,4	40	29	67	43	92	1	M16	5	2,5	✓	0,22
1DP1E042043X8R00	32,4	42	29	67	43	92	1	M16	5	2,3	✓	0,24

Programming radius 2,5mm / Programmation - rayon 2,5mm

PEMT0502ZCTR-HR



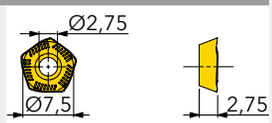

Designation Réf. de l'article	fz(min/max)	Design Conception	Grade Nuance	IN2035	IN2505	IN2530					
PEMT0502ZCTR-HR	0,40/1,50	positive geometry / Géométrie positive									

● = P ● = M ● = K ● = N ● = S ○ = H

SPARE PARTS
ACCESSOIRES



SM25-064-00 (1,1Nm) TX08x90-B

① = Insert screw / Vis de serrage plaquette ② = Torx-Bit / Embout torx

ADAPTION ACC. TO DIN 8030
ATTACHEMENT DIN 8030



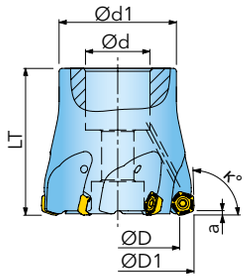

Designation Réf. de l'article	D	D1	d	d1	LT	κ	a	Z		IK	kg
DP5E040R00	30,4	40	16	30	40	92	1	5	2,5	✓	0,16
DP5E050R00	40,4	50	22	40	50	92	1	6	1,8	✓	0,37
DP5E052R00	42,4	52	22	40	50	92	1	6	1,7	✓	0,38
DP5E063R00	53,4	63	27	48	50	92	1	7	1,4	✓	0,58
DP5E066R00	56,4	66	27	48	50	92	1	7	1,4	✓	0,61

Programming radius 2,5mm / Programmation - rayon 2,5mm

PEMT0502ZCTR-HR



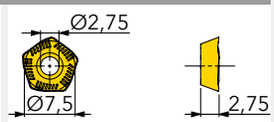

Designation Réf. de l'article	fz(min/max)	Design Conception	Grade Nuance	IN2035	IN2505	IN2530
PEMT0502ZCTR-HR	0,40/1,50	positive geometry / Géométrie positive				

● = P ● = M ● = K ● = N ● = S ○ = H

SPARE PARTS
ACCESSOIRES





SM25-064-00 (1,1Nm) TX08x90-B

① = Insert screw / Vis de serrage plaquette ② = Torx-Bit / Embout torx

Member IMC Group Ingersoll Cutting Tools

ADAPTION ACC. TO DIN 8030
ATTACHEMENT DIN 8030



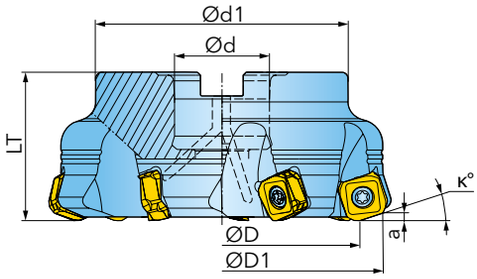

Designation Réf. de l'article	D	D1	d	d1	LT	κ	a	Z			
DG6G050R00	50	63,5	22	45	40	20	1,8	4		✓	0,50
DG6G063R00	63	76,5	22	47	50	20	1,8	5		✓	0,90
DG6G080R00	80	93,5	27	70	50	20	1,8	6		✓	1,50
DG6G100R00	100	113,5	32	85	50	20	1,8	8		✓	2,20

SQGU1105ANR-M



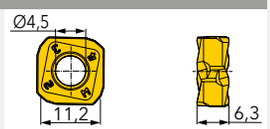

Designation Réf. de l'article	fz(min/max)	Design Conception	Grade Nuance	IN2505	IN2510	IN6537					
SQGU1105ANR-M [1)]	0,20/1,50	positive Geometry / Géométrie positive R0,8									

[1)] * Cutting information is responsible to used Cutter! / Les paramètres de coupe varient en fonction du type de fraise.

● = P ● = M ● = K ● = N ● = S ○ = H

SPARE PARTS
ACCESSOIRES



SM40-115-00 (4,5Nm) TX15x90-B

① = Clamp screw / Vis de serrage ② = Torx-Bit / Embout torx

ADAPTION ACC. TO DIN 8030
ATTACHEMENT DIN 8030



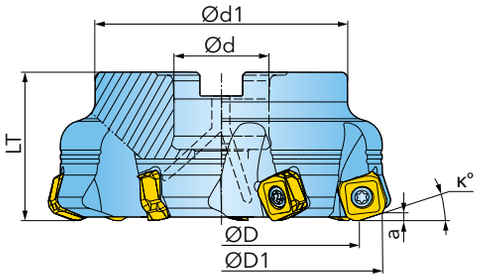

Designation Réf. de l'article	D	D1	d	d1	LT	κ	a	Z	IK	kg
DG6K063R00	63	80,6	22	47	50	20	2,5	5	✓	1,0
DG6K080R00	80	97,6	27	70	50	20	2,5	6	✓	1,7
DG6K100R00	100	117,5	32	85	50	20	2,5	7	✓	2,5
DG6K125R00	125	142,5	40	85	63	20	2,5	8	✓	4,3

SQGU1406ANR-M



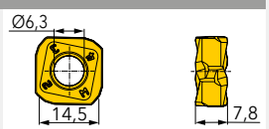

Designation Réf. de l'article	fz(min/max)	Design Conception	Grade Nuance	IN2505	IN2510	IN6537
SQGU1406ANR-M [1)]	0,25/2,30	positive Geometry / Géométrie positive R0,8				

[1)] * Cutting information is responsible to used Cutter! / Les paramètres de coupe varient en fonction du type de fraise.

● = P ● = M ● = K ● = N ● = S ○ = H

SPARE PARTS
ACCESSOIRES





TS 50C130I/HG (6,0Nm) TX20x90-B

① = Clamp screw / Vis de serrage ② = Torx-Bit / Embout torx

Member IMC Group Ingersoll Cutting Tools

ADAPTION ACC. TO DIN 1835 A
ATTACHEMENT DIN 1835 A



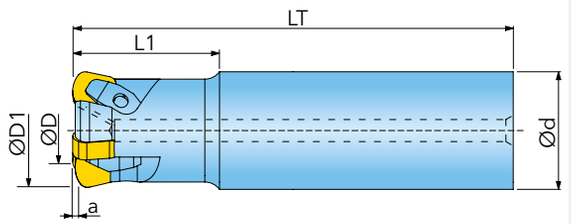

Designation Réf. de l'article	D	D1	d	LT	L1	a	Rp	Z			kg
1ZG3F025040T4R00	14,8	25	25	100	40	1,5	3,4	3	1	✓	0,32
1ZG3F032040U7R00	21,5	32	32	120	40	1,5	3,4	3	0,6	✓	0,63
1ZG3F040040U7R00	29,4	40	32	120	40	1,5	3,4	4	0,5	✓	0,69

Rp = Programming radius / Rp = Programmation - rayon

LNXF0905R01



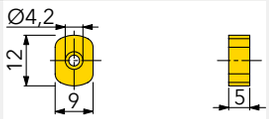

Designation Réf. de l'article	fz(min/max)	Design Conception	Grade Nuance	IN76N
LNXF0905R01	0,10/0,30	neutral geometry silicon nitride / Géométrie neutre céramique		

● = P ● = M ● = K ● = N ● = S ○ = H

SPARE PARTS
ACCESSOIRES



	CCL-3S ASSY	L-W 2

① = Clamp set / Bride set ② = Wrench / Clé de serrage

Member IMC Group Ingersoll Cutting Tools

ADAPTION ACC. TO DIN 8030
ATTACHEMENT DIN 8030





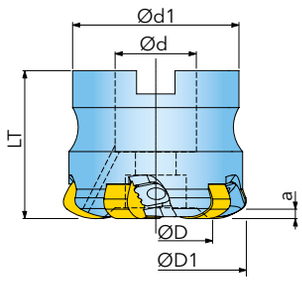

Designation Réf. de l'article	D	D1	d	d1	LT	a	Rp	Z		IK	kg
DG1H050R00	32,8	50	22	45	40	2,5	4,5	5	0,5	✓	0,30
DG1H063R00	45,7	63	22	47	40	2,5	4,5	7	0,4	✓	0,40
DG1H080R00	62,6	80	27	70	50	2,5	4,5	8	0,3	✓	1,20

Rp = Programming radius / Rp = Programmation - rayon

Member IMC Group Ingersoll Cutting Tools

TNXN1207N0104



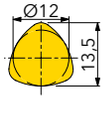

Designation Réf. de l'article	fz(min/max)	Design Conception	Grade Nuance	IN76N
TNXN1207N0104	0,15/0,40	neutral geometry silicon nitride / Géométrie neutre céramique		●

● = P ● = M ● = K ● = N ● = S ○ = H

SPARE PARTS
ACCESSOIRES





①	②	③
WFZ 6-C	WS 6	T-W 3

① = Clamp / Bride ② = Lock screw / Vis de blocage ③ = Screw driver / Tournevis

Member IMC Group Ingersoll Cutting Tools

SOLID CARBID MILLING CUTTERS / FRAISES CARBURE MONOBLOC

	D	a	Description	Page
	8 - 25	5 - 22	CHIPSURFER High precision ball nose for aluminum Fraise hemispherique haute precision pour aluminium	288
	8 - 16	5 - 12	CHIPSURFER High precision ball nose Z=2 Fraise hemispherique haute precision Z=2	288
	8 - 20	5 - 15	CHIPSURFER High precision ball nose Z=3 Fraise hemispherique haute precision Z=3	289
	5 - 25	7 - 22	CHIPSURFER High precision ball nose Z=4 Fraise hemispherique haute precision Z=4	289
	8 - 20	5 - 16	CHIPSURFER High precision ball nose Z=4 Fraise hemispherique haute precision Z=4	290
	8 - 10	8 - 10	CHIPSURFER Ball nose cutters for roughing Fraise ébauche hemispherique haute precision	290
	8 - 16	8 - 16	CHIPSURFER Ball Nose Cutter for hard milling Fraise hemispherique haute precision pour materiaux durs	291
	10 - 20	7,5 - 15,5	CHIPSURFER High precision ball nose cutter spherical Fraise hemispherique haute precision	291
	8 - 20	0,1 - 0,4	CHIPSURFER Finish mill lens-shape 46D_ with i.c. Fraise lentille de finition 46D_ avec arrosage inter	292
	8 - 16	8,8 - 15,7	CHIPSURFER Bevel cutter for aluminum Z=3 FRAISE EN BOUT CONIQUE - GÉOMÉTRIE ALU Z=3	292
	8 - 16	8,8 - 15,7	CHIPSURFER Bevel cutter for steel Z=3 FRAISE EN BOUT CONIQUE - GÉOMÉTRIE ACIER/INOX Z=3	293
	12 - 16	16,4 - 20,9	CHIPSURFER long flute mill Z=6 Fraise tonneau Z=6	293
	10 - 20	0,6 - 1,5	CHIPSURFER High feed cutter Z=2 Fraise grande-avancé Z=2	294
	8 - 25	0,4 - 1,2	CHIPSURFER High feed cutter Z=4 / Z=6 Fraise grande-avancé Z=4 / Z=6	295

Subject to printing error or technical changes. / Sous réserve d'erreurs d'impression ou de modifications techniques.

SOLID CARBID MILLING CUTTERS / FRAISES CARBURE MONOBLOC

	D	a	Description	Page
	7,8 - 16	7,5 - 15	CHIPSURFER Slot drill with corner radius FRAISE RAYONNEE A RAINURER / PERCER	296
	8 - 16	7,5 - 15	CHIPSURFER Slot drill with corner radius hard milling FRAISE RAYONNEE A RAINURER / PERCER POUR MATERIAUX DURS	297
	10 - 16	7 - 8	CHIPSURFER Toric cutters with corner radius neutral Fraise torique rayonnee	298
	10 - 12	7 - 6,1	CHIPSURFER Toric cutters with corner radius hard milling Fraise torique pour materiaux durs	299
	8 - 16	4 - 9	CHIPSURFER Toric cutter with corner radius finishing Fraise torique pour finition	299
	8 - 25	5 - 22	CHIPSURFER HPC roughing / finishing geometry Géométrie HPC ébauche/finition	300
	8 - 25	5 - 22	CHIPSURFER HPC roughing / finishing geometry Z=4 TITAN / stainless steel Géométrie HPC ébauche/finition z=4 titane/inox	301
	8 - 25	5 - 22	CHIPSURFER HPC roughing / finishing geometry Z=5 TITAN / stainless steel Géométrie HPC ébauche/finition z=5 titane/inox	302
	8 - 20	5,5 - 12,7	CHIPSURFER Roughing cutter for aluminum Fraise ébauche pour aluminum	303
	8 - 20	5,5 - 12,7	CHIPSURFER Roughing cutter for aluminum Fraise ébauche pour aluminum	303
	8 - 25	5 - 22	CHIPSURFER Roughing end mill Fraise en bout ebauche	304
	8 - 25	5 - 22	CHIPSURFER Roughing and finishing end mill Fraise en bout pour ebauche et finition	305
	8 - 25	12 - 37	CHIPSURFER Roughing cutter 1,5xD Fraise d'ébauche série longue 1,5 x D	305
	8 - 25	12 - 37	CHIPSURFER Roughing and finition Cutter 1,5xD fraise d'ébauche et finition série longue 1,5 x D	306

Subject to printing error or technical changes. / Sous réserve d'erreurs d'impression ou de modifications techniques.

SOLID CARBID MILLING CUTTERS / FRAISES CARBURE MONOBLOC

	D	a	Description	Page
	8 - 25	12 - 37	CHIPSURFER Finishing Cutter 1,5xD Fraise de finition série longue 1,5 x D	306
	8 - 16	5 - 12	CHIPSURFER End mill with corner radius for aluminum Z=2 Fraise en bout rayonnée pour aluminum Z=2	307
	8 - 12	5 - 9	CHIPSURFER End mill with corner radius for aluminum Z=2 Fraise en bout rayonnée pour aluminum Z=2	308
	8 - 20	5 - 12	CHIPSURFER End mill with corner radius for aluminum Z=3 Fraise en bout rayonnée pour aluminum Z=3	309
	8 - 20	5 - 12	CHIPSURFER End mill with corner radius for aluminum Z=3 Fraise en bout rayonnée pour aluminum Z=3	310
	7,7 - 19,7	4 - 12	CHIPSURFER Undersize end mill Fraise en bout sous cotée	311
	8 - 16	5 - 12	CHIPSURFER End mill Z=3 Fraise en bout à 3 dents	311
	11 - 20	8,4 - 15	CHIPSURFER End mill with corner radius 30° Fraise en bout rayonnée à 30°	312
	6 - 20	5,5 - 15	CHIPSURFER End Mill with corner radius 45° Fraise en bout rayonnée à 45°	313
	10 - 20	7 - 15	CHIPSURFER Finishing cutter with corner radius 30° Fraise de finition rayonnée à 30°	314
	8 - 12	5 - 9	CHIPSURFER Finishing cutter with corner radius 45° Fraise de finition rayonnée à 45°	315
	9,4 - 15,7	0,9 - 2,2	CHIPSURFER Double chamfering head Fraise à chanfreiner en bout et en tirant	316
	8 - 20	3,7 - 5,9	CHIPSURFER Countersinking and chamfering cutter 60° / 90° / 120° Fraise à chanfreiner "60° / 90° / 120°"	317
	2 - 5	2,3 - 13	CHIPSURFER Chamfering cutter 30°/45°/60° Fraise a chanfreiner "30°/45°/60°"	318

Subject to printing error or technical changes. / Sous réserve d'erreurs d'impression ou de modifications techniques.

SOLID CARBID MILLING CUTTERS / FRAISES CARBURE MONOBLOC

	D	a	Description	Page
	5,8 - 8	7,5 - 7	CHIPSURFER Concave radius milling cutter Z=2 Fraise rayonnee "Concave" Z=2	319
	5,8 - 6,5	1 - 3	CHIPSURFER Concave radius milling cutter Z=4 Fraise rayonnee "Concave" Z=4	319
	24,8 - 19,7	2,7 - 2,3	CHIPSURFER Concave radius milling cutter Z=6 Fraise rayonnee "Concave" Z=6	320
	8 - 20	10 - 25	CHIPSURFER 90° Flate drill heat 90° Fraise à lamer et percer	320
	8 - 16	5 - 8	CHIPSURFER NC Center Drill Foret à centrer	321
	3,28 - 6,46		CHIPSURFER Centering drill according to DIN 332 Foret à centrer DIN 332	321
	8		CHIPSURFER Engraving cutter 45°/60°/90° Fraise pour gravure 45°/60°/90°	322
	14,9		CHIPSURFER Slot mill for chamfering 45° Z=3 Fraise à chanfreiner "45°" à 3 dents	322
	18,3	1,5	CHIPSURFER Slot mill for chamfering 45° Z=4 Fraise à chanfreiner "45°" à 4 dents	323
	19,7		CHIPSURFER Slot mill for chamfering 45° Z=4 (18N) Fraise à chanfreiner "45°" à 4 dents (18N)	323
	5,3	2,7	CHIPSURFER Slot mill for chamfering Z=4 Fraise à chanfreiner par interpollation Z=4	324
	15,7 - 17,7	2,2 - 3	CHIPSURFER T-Slot cutter for O-ring grooves Z=3 (16R) Fraise 3 tailles pour rainures de circlips Z=3 (16R)	324
	15,7 - 17,7	1,5 - 3,17	CHIPSURFER T-Slot cutter for O-ring grooves Z=3 Fraise 3 tailles pour rainures de circlips Z=3	325
	21,7	4 - 6	CHIPSURFER T-Slot cutter for O-ring grooves Z=4 (17R) Fraise 3 tailles pour rainures de circlips Z=4 (17R)	326

Subject to printing error or technical changes. / Sous réserve d'erreurs d'impression ou de modifications techniques.

SOLID CARBID MILLING CUTTERS / FRAISES CARBURE MONOBLOC

	D	a	Description	Page
	21,7	0,76 - 4	CHIPSURFER T-Slot cutter for O-ring grooves Z=4 Fraise 3 tailles pour rainures de circlips Z=4	327
	7,7	0,7 - 2	CHIPSURFER Slot mill Z=4 Fraise à rainurer Z=4	328
	13,5 - 27,7	2 - 10	CHIPSURFER Slot mill with chamfer or corner radius Z=6 Fraise 3 tailles avec chanfrein ou rayon Z=6	329
	12 - 25	3,6 - 7,5	CHIPSURFER Face Mill Z=6 Fraise à surfacer-dresser Z=6	330
	24,25 - 39,25	8 - 10	MULTISURFER Cutter Z=6/8/10 Fraise multifonctions Z=6/8/10	330
	24,7 - 39,7	3 - 10	MULTISURFER Interchangeable Slotting Cutter Fraise disque interchangeable	331
	24,7 - 39,7		MULTISURFER Threading Heads 55°/60° Fraises à fileter 55°/60°	332
	3 - 20	8 - 50	SOLIDCARBIDE HPC rougher & finisher unequally spaced Z=4 / Z=5 Fraise HPC ravageuse & finition-Z4 ou Z5	333
	5 - 20	10 - 40	SOLIDCARBIDE 4-7 Flute Roughers - 2xD Fraise ravageuse - 2xD-Z4 à Z7	334
	6 - 20	12 - 40	SOLIDCARBIDE 4-7 Flute Roughers - 3xD Fraise ravageuse - 3xD-Z4 à Z7	335
	8 - 16	12 - 24	SOLIDCARBIDE 4-5 Flute Roughers - 4xD Fraise ravageuse - 4xD-Z4 ou Z5	335
	2 - 20	7 - 38	SOLIDCARBIDE 3 Flute Slot Drill - DIN 6535HA Fraise en bout-Z3-DIN 6535HA	336
	6 - 20	16 - 38	SOLIDCARBIDE 6 Flute End Mill - Medium Length (finishing) Fraise en bout-finition-série moyenne-Z6	337
	4 - 20	12 - 38	SOLIDCARBIDE 2 Flute Slot Drill - Medium Length Fraise Alu à rainurer 2 helices - longueur moyenne	338

Subject to printing error or technical changes. / Sous réserve d'erreurs d'impression ou de modifications techniques.

SOLID CARBID MILLING CUTTERS / FRAISES CARBURE MONOBLOC

	D	a	Description	Page
	4 - 20	12 - 38	SOLID CARBIDE 2 Flute Slot Drill - Medium Length Fraise Alu à rainurer 2 helices - longueur moyenne	339
	5 - 20	14 - 38	SOLID CARBIDE 3 Flute End Mill with corner radius Fraise Alu rayonnée Z=3	340
	5 - 20	14 - 38	SOLID CARBIDE 3 Flute End Mill with corner radius Fraise Alu rayonnée Z=3	341
	3 - 12	30 - 75	SOLID CARBIDE 4 Flute End Mill - Extra Long Length Fraise Alu en bout, serie extra longue-Z4	342
	6 - 20	10 - 26	ECOLINE High speed Cutter Z=4 short version Fraise Carbure HPC - série courte Z=4 eco	343
	6 - 20	13 - 41	ECOLINE High speed Cutter Z=4 long version Fraise Carbure HPC - série longue Z=4 eco	344
	6 - 20	19 - 48	ECOLINE High speed Cutter Z=4 very long version Fraise Carbure HPC - Série extra longue Z=4 eco	345
	4 - 20	10 - 38	PREMIUMLINE HPC Ballnose Cutter Z=4 (PL) Fraise hémisphérique hpc Z=4 (PL)	346
	3 - 20	7 - 41	PREMIUMLINE HPC Cutter Z=4 (PL) Fraise HPC Z=4 (Premium Line)	347
	3 - 20	10 - 48	PREMIUMLINE HPC Cutter Z=4 (PL) long version Faise HPC Z=4 (Premium Line) - version longue	348
	3 - 20	7 - 41	PREMIUMLINE HPC Cutter Z=4 (PL) S Fraise HPC Z=4 (Premium Line) Inox	349
	3 - 20	10 - 48	PREMIUMLINE HPC Cutter Z=4 (PL) S long version Fraise HPC Z=4 (Premium Line) Inox - verson longue	350
	6 - 20	24 - 65	SPLITLINE HPC Cutter 3xD Fraise trochoïdale HPC 3xD	351
	6 - 20	24 - 65	SPLITLINE HPC Cutter 3xD Fraise trochoïdale HPC 3xD - INOX	352

Subject to printing error or technical changes. / Sous réserve d'erreurs d'impression ou de modifications techniques.

SOLID CARBID MILLING CUTTERS / FRAISES CARBURE MONOBLOC

	D	a	Description	Page
	6 - 20	24 - 65	SPLITLINE HPC Cutter 3xD Z=5 (SP) Fraise trochoïdale HPC 3xD	353
	10 - 20	55 - 105	SPLITLINE HPC Cutter 5xD Z=5 (SP) Fraise trochoïdale HPC 5xD	354
	4 - 12	5 - 16	INRAPID HSC ball nose end mill, Z=4 Fraise hémisphérique UGV, z=4	355
	4 - 12	4 - 8	INCOOLANT High-speed end mill, Z=3 Fraise torique ugv avec arrosage intégré, Z=3 - Super Alliages	356
	6 - 20	13 - 32	INNOVATIVE HPC end mill, Z=4 Fraise en bout à géométrie HPC, Z=4	357
	6 - 25	13 - 40	INNOVATIVE HPC end mill, Z=5 Fraise en bout à géométrie HPC, Z=5	358
	5 - 25	13 - 50	INNOTITAN HPC Titanium End Mill Z=4 Fraise HPC pour l'usinage du Titane Z=4	360
	6 - 20	13 - 42	INNOTITAN HPC Titanium End Mill Z=5 Fraise HPC pour l'usinage du Titane Z=5	362
	8 - 20	12 - 30	INNOVATIVEALU Serrated roughing end mill Z=3 Fraise Alu ravageuse, Z=3 - Revêtue	363
	8 - 20	12 - 30	INNOVATIVEALU HPC end mill Z=3 (ALU) Fraise HPC Z=3 pour l'usinage de l'Aluminium	364
	6 - 16	6 - 12	INCERAMIC Solid Ceramic Speed End mill Z=3 Fraise céramique Monobloc Z=3	365

Subject to printing error or technical changes. / Sous réserve d'erreurs d'impression ou de modifications techniques.

	D	a	Description	Page

Subject to printing error or technical changes. / Sous réserve d'erreurs d'impression ou de modifications techniques.

Member IMC Group Ingersoll Cutting Tools

CHIPSURFER HIGH PRECISION BALL NOSE FOR ALUMINUM
FRAISE HEMISPHERIQUE HAUTE PRECISION POUR ALUMINIUM

FOR EXCHANGEABLE HEAD SYSTEM
POUR SYSTEME DE TETES INTERCHANGEABLES



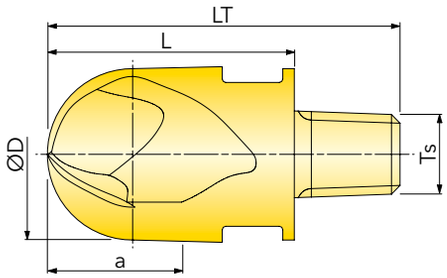

Grade / Nuance	P	M	K	N (K)	S (M)	H (P/K)
IN05S				+		

D e8

+ Preferred choice / Premier choix O Second choice / Second choix

Designation Réf. de l'article	D	LT	L	α	a	Ts	Z	kg	①
45B08005TQRB10	8	17,1	10	30	5	T5	2	0,005	WS-0043
45B10007T6RB13	10	19,65	13	30	7	T6	2	0,011	WS-0029
45B12009T8RB17	12	24,5	16,5	30	9	T8	2	0,020	WS-0030
45B16012TRRB21	16	32,3	20,5	30	12	T10	2	0,040	WS-0044
45B20015TSRB26	20	39,3	25,5	30	15	T12	2	0,072	WS-0059
45B25022TURB37	25	54,6	37	30	22	T15	2	0,200	WS-0061
Diamond coating on request / revêtement diamant sur demande									

① = Wrench / Clé de serrage

CHIPSURFER HIGH PRECISION BALL NOSE Z=2
FRAISE HEMISPHERIQUE HAUTE PRECISION Z=2

FOR EXCHANGEABLE HEAD SYSTEM
POUR SYSTEME DE TETES INTERCHANGEABLES



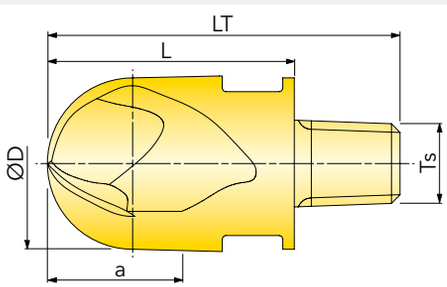

Grade / Nuance	P	M	K	N (K)	S (M)	H (P/K)
IN2005	+	+	+		+	O

D e8

+ Preferred choice / Premier choix O Second choice / Second choix

Designation Réf. de l'article	D	LT	L	α	a	Ts	Z	kg	①
45B08005TQRB10	8	17,1	10	30	5	T5	2	0,006	WS-0043
45B10007T6RB13	10	19,65	13	30	7	T6	2	0,011	WS-0029
45B12009T8RB17	12	24,5	16,5	30	9	T8	2	0,020	WS-0030
45B16012TRRB21	16	32,3	20,5	30	12	T10	2	0,045	WS-0044

① = Wrench / Clé de serrage

Member IMC Group Ingersoll Cutting Tools

CHIPSURFER HIGH PRECISION BALL NOSE Z=3
FRAISE HEMISPHERIQUE HAUTE PRECISION Z=3

FOR EXCHANGEABLE HEAD SYSTEM
POUR SYSTEME DE TETES INTERCHANGEABLES



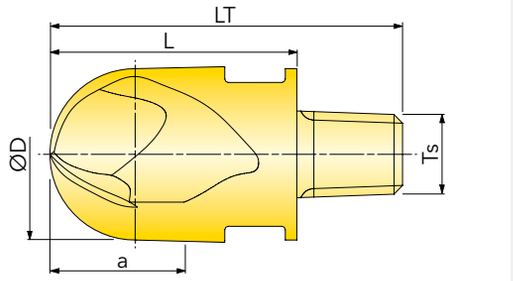

Grade / Nuance	P	M	K	$N_{(K)}$	$S_{(M)}$	$H_{(P/K)}$	D	e8
IN2005	+	+	+		+	O		

+ Preferred choice / Premier choix O Second choice / Second choix

Designation Réf. de l'article	D	LT	L	a	Ts	Z	kg	①
46B08005TQRB10	8	22,1	15	5	T5	3	0,005	WS-0043
46B10007T6RB13	10	25,65	19	7	T6	3	0,010	WS-0029
46B12009T8RB17	12	24,5	16,5	9	T8	3	0,020	WS-0030
46B16012TRRB21	16	32,3	20,5	12	T10	3	0,040	WS-0044
46B20015TSRB26	20	39,3	25,5	15	T12	3	0,080	WS-0059

① = Wrench / Clé de serrage

CHIPSURFER HIGH PRECISION BALL NOSE Z=4
FRAISE HEMISPHERIQUE HAUTE PRECISION Z=4

FOR EXCHANGEABLE HEAD SYSTEM
POUR SYSTEME DE TETES INTERCHANGEABLES



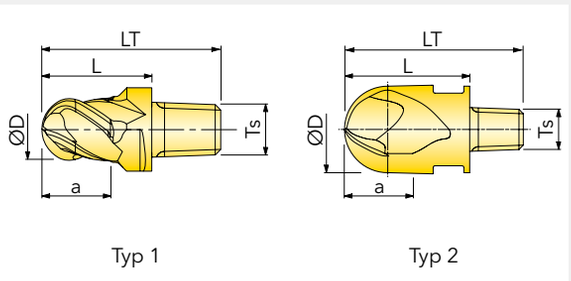

Grade / Nuance	P	M	K	$N_{(K)}$	$S_{(M)}$	$H_{(P/K)}$	D	e8
IN2005	+	+	+		+	O		

+ Preferred choice / Premier choix O Second choice / Second choix

Designation Réf. de l'article	D	LT	L	a	Ts	Typ	Z	kg	①
47B05007TQRB15	5	22,1	15	7	T5	1	4	0,007	WS-0043
47B06005TQRB10	6	17,1	10	5,5	T5	2	4	0,005	WS-0043
47B08005TQRB10	8	17,1	10	5	T5	2	4	0,006	WS-0043
47B10007T6RB13	10	19,65	13	7	T6	2	4	0,011	WS-0029
47B12009T8RB17	12	24,5	16,5	9	T8	2	4	0,024	WS-0030
47B16012TRRB21	16	32,3	20,5	12	T10	2	4	0,049	WS-0044
47B20015TSRB26	20	39,3	25,5	15	T12	2	4	0,090	WS-0059
47B25022TURB37	25	54,6	37	22	T15	2	4	0,206	WS-0061

① = Wrench / Clé de serrage

CHIPSURFER HIGH PRECISION BALL NOSE Z=4
FRAISE HEMISPHERIQUE HAUTE PRECISION Z=4

FOR EXCHANGEABLE HEAD SYSTEM
POUR SYSTEME DE TETES INTERCHANGEABLES



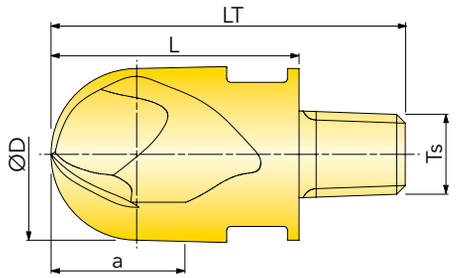

Grade / Nuance	P	M	K	N (K)	S (M)	H (P/K)
IN2006	+		+			+

+ Preferred choice / Premier choix O Second choice / Second choix

Designation Réf. de l'article	D	LT	L	a	Ts	Z	kg	①
47B08005TQRQ10	8	17,1	10	5	T5	4	0,006	WS-0043
47B10007T6RQ13	10	19,65	13	7	T6	4	0,011	WS-0029
47B12009T8RQ17	12	24,5	16,5	9	T8	4	0,024	WS-0030
47B16012TRRQ21	16	32,3	20,5	12	T10	4	0,049	WS-0044
47B20016TSRQ26	20	39,3	25,5	16	T12	4	0,087	WS-0059

① = Wrench / Clé de serrage

CHIPSURFER BALL NOSE CUTTERS FOR ROUGHING
FRAISE ÉBAUCHE HEMISPHERIQUE HAUTE PRECISION

FOR EXCHANGEABLE HEAD SYSTEM
POUR SYSTEME DE TETES INTERCHANGEABLES



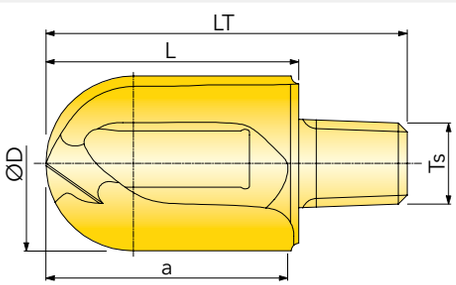

Grade / Nuance	P	M	K	N (K)	S (M)	H (P/K)	D	h9
IN2005	+	+	+		+	+		

+ Preferred choice / Premier choix O Second choice / Second choix

Designation Réf. de l'article	D	LT	L	a	Ts	Z	kg	①
45B08008TQRA10	8	17,1	10	8	T5	2	0,005	WS-0043
45B10010T6RA12	10	19,05	12,4	10	T6	2	0,009	WS-0029
45B12011T8RA15	12	23,3	15,3	12	T8	2	0,018	WS-0030
45B16016TRRA19	16	30,9	19,1	16	T10	2	0,038	WS-0044
45B10010T6RW12[1)]	10	19,05	12,4	10	T6	2	0,009	WS-0029

[1)] high precisioin tool (h7) / Outil haute précision (h7)

① = Wrench / Clé de serrage

Member IMC Group Ingersoll Cutting Tools

CHIPSURFER BALL NOSE CUTTER FOR HARD MILLING
FRAISE HEMISPHERIQUE HAUTE PRECISION POUR MATERIAUX DURS

FOR EXCHANGEABLE HEAD SYSTEM
POUR SYSTEME DE TETES INTERCHANGEABLES



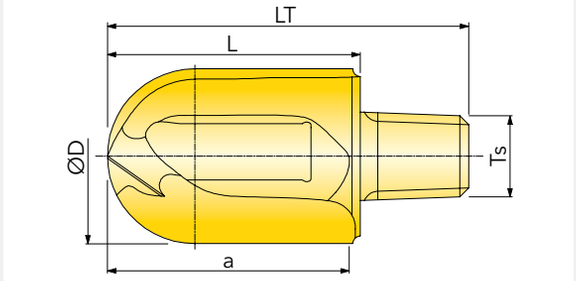

Grade / Nuance	P	M	K	$N_{(K)}$	$S_{(M)}$	$H_{(P/K)}$
IN2006	+		+			+

D h7

+ Preferred choice / Premier choix O Second choice / Second choix

Designation Réf. de l'article	D	LT	L	a	Ts	Z	kg	①
45B08008TQRW10	8	17,1	10	8	T5	2	0,005	WS-0043
45B10010T6RW12	10	19,05	12,4	10	T6	2	0,009	WS-0029
45B12011T8RW15	12	23,3	15,3	12	T8	2	0,018	WS-0030
45B16016TRRW19	16	30,9	19,1	16	T10	2	0,036	WS-0044

① = Wrench / Clé de serrage

CHIPSURFER HIGH PRECISION BALL NOSE CUTTER SPHERICAL
FRAISE HEMISPHERIQUE HAUTE PRECISION

FOR EXCHANGEABLE HEAD SYSTEM
POUR SYSTEME DE TETES INTERCHANGEABLES



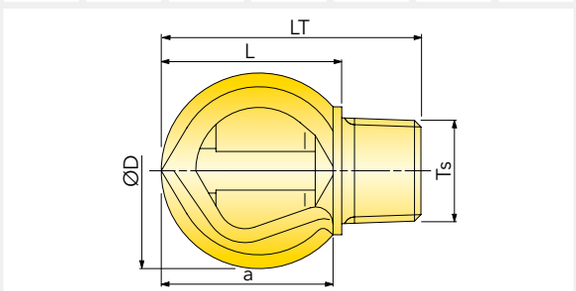

Grade / Nuance	P	M	K	$N_{(K)}$	$S_{(M)}$	$H_{(P/K)}$
IN2005	+	+	+		+	+

D h7

+ Preferred choice / Premier choix O Second choice / Second choix

Designation Réf. de l'article	D	LT	L	a	Ts	Z	kg	①
45X10007TQRA10	10	17,2	10,1	7,5	T5	2	0,006	WS-0043
45X12009T6RA12	12	18,3	11,65	9	T6	2	0,011	WS-0030
45X16012T8RA15	16	23,4	15,4	12,5	T8	2	0,022	WS-0044
45X20015TRRA19	20	30,3	18,5	15,5	T10	2	0,038	WS-0044

① = Wrench / Clé de serrage

CHIPSURFER FINISH MILL LENS-SHAPE 46D_ WITH I.C.
FRAISE LENTILLE DE FINITION 46D_ AVEC ARROSAGE INTER

FOR EXCHANGEABLE HEAD SYSTEM
POUR SYSTEME DE TETES INTERCHANGEABLES



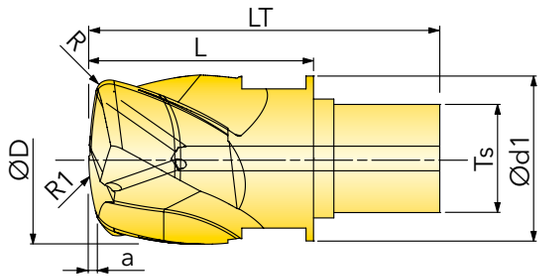

Grade / Nuance	P	M	K	N (K)	S (M)	H (P/K)
IN2005	+	+	+		+	

+ Preferred choice / Premier choix O Second choice / Second choix

Designation Réf. de l'article	D	d1	LT	L	a	R	R1	Ts	Z	IK	kg	①
46D08005TQRB080	8	7,75	17,6	10,5	0,1	0,75	15	T5	3	✓	0,006	WS-0043
46D10007T6RB100	10	9,4	20,15	13,5	0,1	1	20	T6	3	✓	0,011	WS-0029
46D12009T8RB130	12	11,4	25	17	0,15	1,25	25	T8	3	✓	0,022	WS-0030
46D16013TRRB180	16	15,4	32,8	21	0,3	1,75	35	T10	3	✓	0,054	WS-0044
46D20016TSRB230	20	18,4	39,8	26	0,4	2,25	45	T12	3	✓	0,102	WS-0059

① = Wrench / Clé de serrage

CHIPSURFER BEVEL CUTTER FOR ALUMINUM Z=3
FRAISE EN BOUT CONIQUE - GÉOMÉTRIE ALU Z=3

FOR EXCHANGEABLE HEAD SYSTEM
POUR SYSTEME DE TETES INTERCHANGEABLES



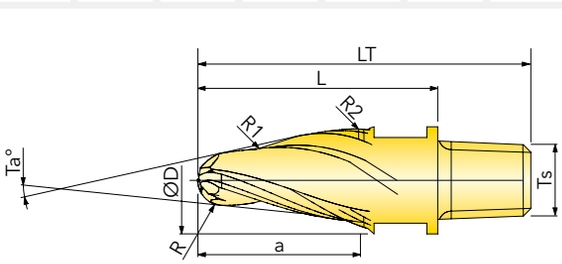

Grade / Nuance	P	M	K	N (K)	S (M)	H (P/K)
IN05S				+		

+ Preferred choice / Premier choix O Second choice / Second choix

Designation Réf. de l'article	D	LT	L	Ta	a	R	R1	R2	Ts	Z	kg	①
46W08009TQRB011	8	22,1	15	40	8,8	1,5	250	4	T5	3	0,010	WS-0043
46W10013T6RB021	10	26,1	19,45	40	10,8	2	250	5	T6	3	0,020	WS-0029
46W12013T8RB031	12	31,25	23,25	40	11,8	3	250	6	T8	3	0,030	WS-0030
46W16017TRRB041	16	37,3	25,5	40	15,7	4	500	8	T10	3	0,050	WS-0044

① = Wrench / Clé de serrage

Member IMC Group Ingersoll Cutting Tools

CHIPSURFER BEVEL CUTTER FOR STEEL Z=3
FRAISE EN BOUT CONIQUE - GÉOMÉTRIE ACIER/INOX Z=3

FOR EXCHANGEABLE HEAD SYSTEM
POUR SYSTEME DE TETES INTERCHANGEABLES



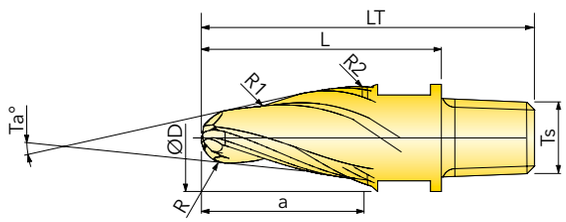

Grade / Nuance	P	M	K	$N_{(K)}$	$S_{(M)}$	$H_{(P/K)}$
IN2005	+	+	+		+	

+ Preferred choice / Premier choix O Second choice / Second choix

Designation Réf. de l'article	D	LT	L	Ta	a	R	R1	R2	Ts	Z	kg	①
46W08009TQRB010	8	22,1	15	40	8,8	1,5	250	4	T5	3	0,010	WS-0043
46W10013T6RB020	10	26	19,35	40	10,8	2	250	5	T6	3	0,020	WS-0029
46W12013T8RB030	12	31,25	23,25	40	11,8	3	250	6	T8	3	0,030	WS-0030
46W16017TRRB040	16	37,3	25,5	40	15,7	4	500	8	T10	3	0,050	WS-0044

① = Wrench / Clé de serrage

CHIPSURFER LONG FLUTE MILL Z=6
FRAISE TONNEAU Z=6

FOR EXCHANGEABLE HEAD SYSTEM
POUR SYSTEME DE TETES INTERCHANGEABLES



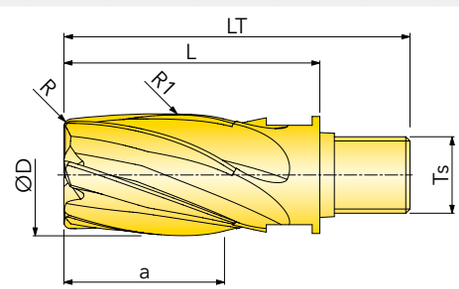

Grade / Nuance	P	M	K	$N_{(K)}$	$S_{(M)}$	$H_{(P/K)}$	D	e8
IN2005	+	+	+		+	O		

+ Preferred choice / Premier choix O Second choice / Second choix

Designation Réf. de l'article	D	LT	L	a	R	R1	Ts	Z	kg	①
48E12016T8RB271	12	35,0	27,0	16,4	0,5	70	T8	6	0,035	WS-0030
48E16021TRRB342	16	45,3	33,5	20,9	1	100	T10	6	0,070	WS-0044

① = Wrench / Clé de serrage

FOR EXCHANGEABLE HEAD SYSTEM
POUR SYSTEME DE TETES INTERCHANGEABLES



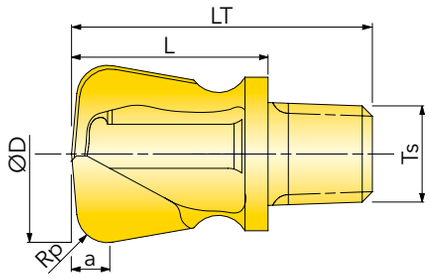

Grade / Nuance	P	M	K	N (K)	S (M)	H (P/K)
IN2005	+	+	+		+	+

D h9

+ Preferred choice / Premier choix O Second choice / Second choix

Designation Réf. de l'article	D	LT	L	a	Rp	Ts	Z	kg	①
45A10001T6RA20	10	19,15	12,5	0,6	2	T6	2	0,009	WS-0029
45A12001T8RA25	12	19,1	11,1	1	2,5	T8	2	0,015	WS-0030
45A16001TRRA301	16	25,3	13,5	1,1	3	T10	2	0,030	WS-0044
45A20001TSRA30	20	31,3	17,5	1,5	3	T12	2	0,055	WS-0059
R (programming radius) / R (programmation rayon)									

① = Wrench / Clé de serrage

FOR EXCHANGEABLE HEAD SYSTEM
POUR SYSTEME DE TETES INTERCHANGEABLES



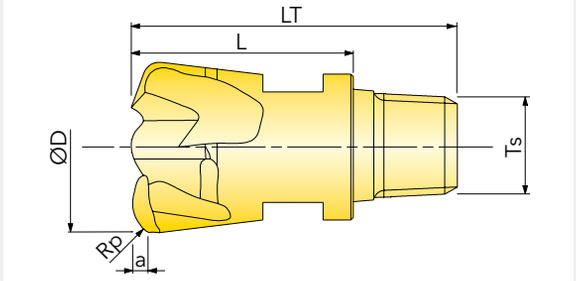

Grade / Nuance	P	M	K	N (K)	S (M)	H (P/K)
IN2006	+	+	+		+	+

D e8

+ Preferred choice / Premier choix O Second choice / Second choix

Designation Réf. de l'article	D	LT	L	a	Rp	Ts	Z	IK	kg	①
47A08001TQRA16	8	17,1	10	0,4	1,6	T5	4		0,006	WS-0043
47A10001T6RA20	10	19,65	13	0,5	2	T6	4		0,012	WS-0029
48A10001T6RA101	10	16,65	10	0,5	1	T6	6	✓	0,012	WS-0029
47A12001T8RA24	12	24,5	16,5	0,6	2,4	T8	4		0,023	WS-0030
48A12001T8RA121	12	20,5	12,5	0,65	1,2	T8	6	✓	0,023	WS-0030
47A16001TRRA32	16	32,3	20,5	0,8	3,2	T10	4		0,051	WS-0044
48A16001TRRA201	16	27,8	16	1,08	2	T10	6	✓	0,051	WS-0044
47A20001TSRA40	20	39,3	25,5	1,0	4	T12	4		0,095	WS-0059
48A20001TSRA221	20	33,8	20	1,28	2,2	T12	6	✓	0,095	WS-0059
48A25001TURA36	25	54,6	37	1,2	3,6	T15	6		0,155	WS-0061
R (programming radius) / R (programmation rayon)										

① = Wrench / Clé de serrage

FOR EXCHANGEABLE HEAD SYSTEM
POUR SYSTEME DE TETES INTERCHANGEABLES





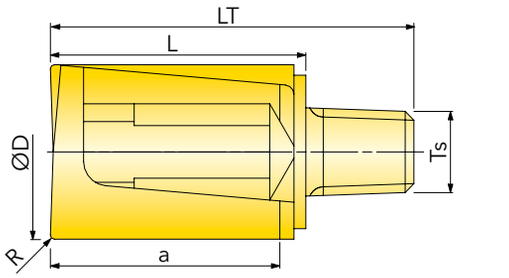

Grade / Nuance	P	M	K	N (K)	S (M)	H (P/K)
IN2005	+	+	+		+	O

D h9

≤ 10° | ≤ 54 HRC

+ Preferred choice / Premier choix O Second choice / Second choix

Designation Réf. de l'article	D	LT	L	a	R	Ts	Z	kg	①
45D07807TQRA02	7,8	17,1	10	7,5	0,2	T5	2	0,005	WS-0043
45D08007TQRA10	8	17,1	10	7,5	1	T5	2	0,006	WS-0043
45D08007TQRA20	8	17,1	10	7,5	2	T5	2	0,005	WS-0043
45D08008TQRA04	8	17,3	10,2	8	0,4	T5	2	0,005	WS-0043
45D09809T6RA03	9,8	19,05	12,4	9	0,3	T6	2	0,009	WS-0029
45D10009T6RA04	10	19,05	12,4	9	0,4	T6	2	0,010	WS-0029
45D10009T6RA10	10	19,05	12,4	9	1	T6	2	0,010	WS-0029
45D10009T6RA20	10	19,05	12,4	9	2	T6	2	0,009	WS-0029
45D11710T8RA03	11,7	22,2	14,2	10	0,3	T8	2	0,017	WS-0030
45D12010T8RA04	12	22,2	14,2	10	0,4	T8	2	0,018	WS-0030
45D12010T8RA10	12	22,2	14,2	10	1	T8	2	0,018	WS-0030
45D12010T8RA20	12	22,2	14,2	10	2	T8	2	0,018	WS-0030
45D14012T8RA04	14	23	15	12	0,4	T8	2	0,018	WS-0030
45D15715TRRA03	15,7	30,8	19	15	0,3	T10	2	0,037	WS-0044
45D16015TRRA04	16	30,8	19	15	0,4	T10	2	0,037	WS-0044
45D16015TRRA08	16	30,8	19	15	0,8	T10	2	0,037	WS-0044

① = Wrench / Clé de serrage

Member IMC Group Ingersoll Cutting Tools

FOR EXCHANGEABLE HEAD SYSTEM
POUR SYSTEME DE TETES INTERCHANGEABLES



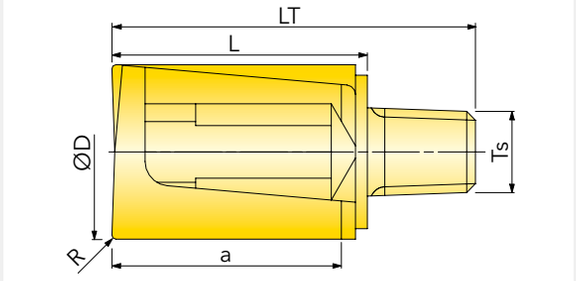

Grade / Nuance	P	M	K	$N_{(K)}$	$S_{(M)}$	$H_{(P/K)}$
IN2006	+		+			+

D h9

+ Preferred choice / Premier choix O Second choice / Second choix

Designation Réf. de l'article	D	LT	L	a	R	Ts	Z	kg	①
45D08008TQRA10	8	17,1	10	7,5	1	T5	2	0,005	WS-0043
45D08008TQRA20	8	17,1	10	7,5	2	T5	2	0,005	WS-0043
45D08008TQRA04	8	17,3	10,2	8	0,4	T5	2	0,005	WS-0043
45D10009T6RA04	10	19,05	12,4	9	0,4	T6	2	0,009	WS-0029
45D10009T6RA10	10	19,05	12,4	9	1	T6	2	0,009	WS-0029
45D12010T8RA04	12	22,2	14,2	10	0,4	T8	2	0,017	WS-0030
45D12010T8RA10	12	22,2	14,2	10	1	T8	2	0,017	WS-0030
45D12010T8RA20	12	22,2	14,2	10	2	T8	2	0,017	WS-0030
45D16015TRRA08	16	30,8	19	15	0,8	T10	2	0,036	WS-0044

① = Wrench / Clé de serrage

FOR EXCHANGEABLE HEAD SYSTEM
POUR SYSTEME DE TETES INTERCHANGEABLES



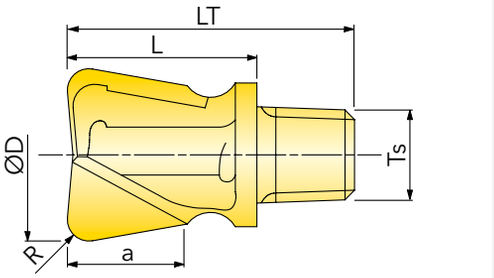

Grade / Nuance	P	M	K	N (K)	S (M)	H (P/K)
IN2005	+	+	+		+	O

D h9

+ Preferred choice / Premier choix O Second choice / Second choix

Designation Réf. de l'article	D	LT	L	a	R	Ts	Z	kg	①
45U10008T6RA05	10	19,05	12,4	7	0,5	T6	2	0,009	WS-0029
45U10008T6RA10	10	19,05	12,4	7	1	T6	2	0,009	WS-0029
45U10006T6RA20	10	19,25	12,6	6	2	T6	2	0,009	WS-0029
45U10006T6RA30	10	19,25	12,6	6	3	T6	2	0,010	WS-0029
45U12006T6RA40	12	15,75	9,1	5,7	4	T6	2	0,005	WS-0029
45U12006T8RA10	12	19,1	11,1	6	1	T8	2	0,014	WS-0030
45U12006T8RA16	12	19,1	11,1	6,3	1,6	T8	2	0,014	WS-0030
45U12006T8RA20	12	19,1	11,1	6,2	2	T8	2	0,014	WS-0030
45U12006T8RA25	12	19,1	11,1	6,1	2,5	T8	2	0,014	WS-0030
45U12006T8RA30	12	19,1	11,1	6,1	3	T8	2	0,015	WS-0030
45U12006T8RA40	12	19,1	11,1	5,9	4	T8	2	0,015	WS-0030
45U16007TRRA20	16	24,9	13,1	7	2	T10	2	0,029	WS-0044
45U16007TRRA30	16	25,2	13,4	7	3	T10	2	0,030	WS-0044
45U16007TRRA40	16	25,2	13,4	7	4	T10	2	0,030	WS-0044
45U16008TRRA50	16	32	20,2	8	5	T10	2	0,038	WS-0044

① = Wrench / Clé de serrage

Member IMC Group Ingersoll Cutting Tools

CHIPSURFER TORIC CUTTERS WITH CORNER RADIUS HARD MILLING
FRAISE TORIQUE POUR MATERIAUX DURS

FOR EXCHANGEABLE HEAD SYSTEM
POUR SYSTEME DE TETES INTERCHANGEABLES



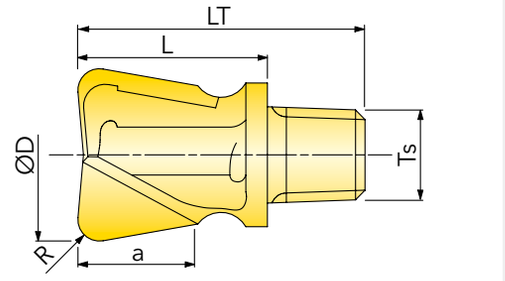

Grade / Nuance	P	M	K	$N_{(K)}$	$S_{(M)}$	$H_{(P/K)}$	D	h9
IN2006	+		+			+		

+ Preferred choice / Premier choix O Second choice / Second choix

Designation Réf. de l'article	D	LT	L	a	R	Ts	Z	kg	①
45U10008T6RA10	10	19,05	12,4	7	1	T6	2	0,009	WS-0029
45U10006T6RA20	10	19,25	12,6	6	2	T6	2	0,009	WS-0029
45U10006T6RA30	10	19,25	12,6	6	3	T6	2	0,009	WS-0029
45U12006T8RA20	12	19,1	11,1	6,2	2	T8	2	0,014	WS-0030
45U12006T8RA30	12	19,1	11,1	6,1	3	T8	2	0,015	WS-0030

① = Wrench / Clé de serrage

CHIPSURFER TORIC CUTTER WITH CORNER RADIUS FINISHING
FRAISE TORIQUE POUR FINITION

FOR EXCHANGEABLE HEAD SYSTEM
POUR SYSTEME DE TETES INTERCHANGEABLES



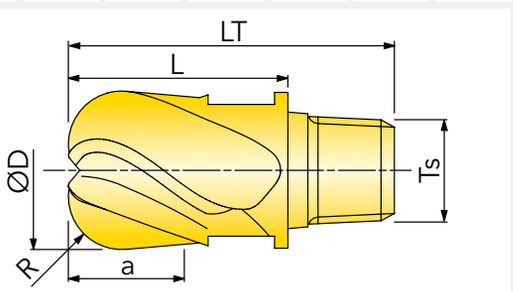

Grade / Nuance	P	M	K	$N_{(K)}$	$S_{(M)}$	$H_{(P/K)}$	D	e8
IN2005	+	+	+		+	O		

+ Preferred choice / Premier choix O Second choice / Second choix

Designation Réf. de l'article	D	LT	L	a	R	Ts	Z	kg	①
48U08004TQRB20	8	17,1	10	4	2	T5	6	0,007	WS-0043
48U10005T6RB30	10	19,65	13	5	3	T6	6	0,013	WS-0029
48U12007T8RB40	12	24,5	16,5	7	4	T8	6	0,024	WS-0030
48U16009TRRB50	16	32,3	20,5	9	5	T10	6	0,052	WS-0044

① = Wrench / Clé de serrage

FOR EXCHANGEABLE HEAD SYSTEM
POUR SYSTEME DE TETES INTERCHANGEABLES



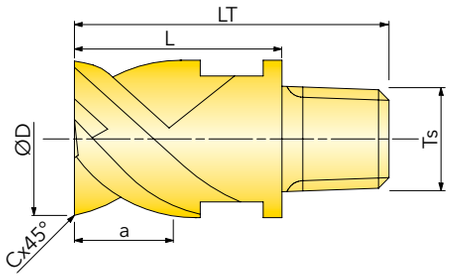

Grade / Nuance	P	M	K	N (K)	S (M)	H (P/K)
IN2005	+	+	+		+	O

D e8

+ Preferred choice / Premier choix O Second choice / Second choix

Designation Réf. de l'article	D	LT	L	a	C	Ts	Z	kg	①
47C08005TQRQ03	8	17,1	10	5	0,3	T5	4	0,006	WS-0043
47C10007T6RQ04	10	19,65	13	7	0,4	T6	4	0,011	WS-0029
47C12009T8RQ05	12	24,5	16,5	9	0,5	T8	4	0,022	WS-0030
47C16012TRRQ06	16	32,3	20,5	12	0,6	T10	4	0,048	WS-0044
47C20015TSRQ06	20	39,3	25,5	15	0,6	T12	4	0,089	WS-0059
47C25022TURQ06	25	54,6	37	22	0,6	T15	4	0,207	WS-0061
unequally spaced / pas décalés									

① = Wrench / Clé de serrage

Member IMC Group Ingersoll Cutting Tools

FOR EXCHANGEABLE HEAD SYSTEM
POUR SYSTEME DE TETES INTERCHANGEABLES



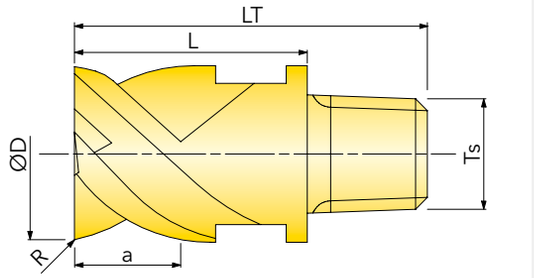

Grade / Nuance	P	M	K	$N_{(K)}$	$S_{(M)}$	$H_{(P,K)}$
IN2005	O	+	O		+	

D e8

+ Preferred choice / Premier choix O Second choice / Second choix

Designation Réf. de l'article	D	d1	LT	L	a	R	Ts	Z	kg	①
47D08005TQRP0200	8	7,7	17,1	10	5	0,2	T5	4	0,006	WS-0043
47D08005TQRP0800	8	7,7	17,1	10	5	0,8	T5	4	0,006	WS-0043
47D08005TQRP1000	8	7,7	17,1	10	5	1	T5	4	0,006	WS-0043
47D08005TQRP2000	8	7,7	17,1	10	5	2	T5	4	0,006	WS-0043
47D08005TQRP3000	8	7,7	17,1	10	5	3	T5	4	0,006	WS-0043
47D10007T6RP0200	10	9,6	19,65	13	7	0,2	T6	4	0,010	WS-0029
47D10007T6RP0800	10	9,6	19,65	13	7	0,8	T6	4	0,010	WS-0029
47D10007T6RP1000	10	9,6	19,65	13	7	1	T6	4	0,010	WS-0029
47D10007T6RP2000	10	9,6	19,65	13	7	2	T6	4	0,010	WS-0029
47D10007T6RP3000	10	9,6	19,65	13	7	3	T6	4	0,010	WS-0029
47D10007T6RP4000	10	9,6	19,65	13	7	4	T6	4	0,010	WS-0029
47D12009T8RP0200	12	11,7	24,5	16,5	9	0,2	T8	4	0,020	WS-0030
47D12009T8RP0800	12	11,7	24,5	16,5	9	0,8	T8	4	0,020	WS-0030
47D12009T8RP1000	12	11,7	24,5	16,5	9	1	T8	4	0,020	WS-0030
47D12009T8RP2000	12	11,7	24,5	16,5	9	2	T8	4	0,020	WS-0030
47D12009T8RP3000	12	11,7	24,5	16,5	9	3	T8	4	0,020	WS-0030
47D12009T8RP4000	12	11,7	24,5	16,5	9	4	T8	4	0,020	WS-0030
47D16012TRRP0200	16	15,3	32,3	20,5	12	0,2	T10	4	0,020	WS-0044
47D16012TRRP1000	16	15,3	32,3	20,5	12	1	T10	4	0,050	WS-0044
47D16012TRRP2000	16	15,3	32,3	20,5	12	2	T10	4	0,050	WS-0044
47D16012TRRP3000	16	15,3	32,3	20,5	12	3	T10	4	0,050	WS-0044
47D16012TRRP4000	16	15,3	32,3	20,5	12	4	T10	4	0,050	WS-0044
47D16012TRRP5000	16	15,3	32,3	20,5	12	5	T10	4	0,050	WS-0044
47D20015TSRP0200	20	18,3	39,3	25,5	15	0,2	T12	4	0,090	WS-0059
47D20015TSRP1000	20	18,3	39,3	25,5	15	1	T12	4	0,090	WS-0059
47D20015TSRP2000	20	18,3	39,3	25,5	15	2	T12	4	0,090	WS-0059
47D20015TSRP3000	20	18,3	39,3	25,5	15	3	T12	4	0,090	WS-0059
47D20015TSRP4000	20	18,3	39,3	25,5	15	4	T12	4	0,090	WS-0059
47D20015TSRP5000	20	18,3	39,3	25,5	15	5	T12	4	0,090	WS-0059
47D25022TURP0200	25	23,9	54,6	37	22	0,2	T15	4	0,120	WS-0061

Additional radius and tool length on request. / Autres rayons ou longueurs possibles sur demande

① = Wrench / Clé de serrage

FOR EXCHANGEABLE HEAD SYSTEM
POUR SYSTEME DE TETES INTERCHANGEABLES



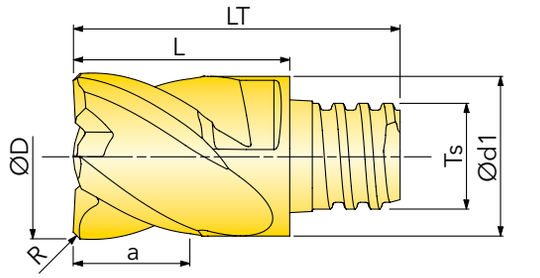

Grade / Nuance	P	M	K	N (K)	S (M)	H (P/K)
IN2005	O	+	O		+	

D e8

+ Preferred choice / Premier choix O Second choice / Second choix

Designation Réf. de l'article	D	d1	LT	L	a	R	Ts	Z	kg	①
47D08005TQRP0201	8	7,7	17,1	10	5	0,2	T5	5	0,006	WS-0043
47D08005TQRP1001	8	7,7	17,1	10	5	1	T5	5	0,006	WS-0043
47D10007T6RP0101	10	9,6	19,65	13	7	0,1	T6	5	0,010	WS-0029
47D10007T6RP1001	10	9,6	19,65	13	7	1	T6	5	0,010	WS-0029
47D10007T6RP2001	10	9,6	19,65	13	7	2	T6	5	0,010	WS-0029
47D12009T8RP0201	12	11,7	24,5	16,5	9	0,2	T8	5	0,020	WS-0030
47D12009T8RP1001	12	11,7	24,5	16,5	9	1	T8	5	0,020	WS-0030
47D12009T8RP2001	12	11,7	24,5	16,5	9	2	T8	5	0,020	WS-0030
47D12009T8RP4001	12	11,7	24,5	16,5	9	4	T8	5	0,020	WS-0030
47D16012TRRP0201	16	15,3	32,3	20,5	12	0,2	T10	5	0,050	WS-0044
47D16012TRRP1001	16	15,3	32,3	20,5	12	1	T10	5	0,050	WS-0044
47D16012TRRP2001	16	15,3	32,3	20,5	12	2	T10	5	0,050	WS-0044
47D16012TRRP4001	16	15,3	32,3	20,5	12	4	T10	5	0,050	WS-0044
47D20015TSRP0201	20	18,3	39,3	25,5	15	0,2	T12	5	0,090	WS-0059
47D20015TSRP1001	20	18,3	39,3	25,5	15	1	T12	5	0,090	WS-0059
47D20015TSRP2001	20	18,3	39,3	25,5	15	2	T12	5	0,090	WS-0059
47D20015TSRP4001	20	18,3	39,3	25,5	15	4	T12	5	0,090	WS-0059
47D25022TURP0201	25	23,9	54,6	37	22	0,2	T15	5	0,120	WS-0061
47D25022TURP1001	25	23,9	54,6	37	22	1	T15	5	0,120	WS-0061
47D25022TURP2001	25	23,9	54,6	37	22	2	T15	5	0,120	WS-0061
47D25022TURP4001	25	23,9	54,6	37	22	4	T15	5	0,120	WS-0061

Additional radius and tool length on request. / Autres rayons et longueurs possibles sur demande

① = Wrench / Clé de serrage

Member IMC Group Ingersoll Cutting Tools

CHIPSURFER ROUGHING CUTTER FOR ALUMINUM
FRAISE ÉBAUCHE POUR ALUMINUM

FOR EXCHANGEABLE HEAD SYSTEM
POUR SYSTEME DE TETES INTERCHANGEABLES



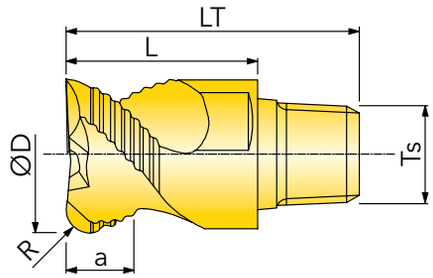

Grade / Nuance	P	M	K	N (K)	S (M)	H (P/K)
IN05S				+		

D e8

+ Preferred choice / Premier choix O Second choice / Second choix

Designation Réf. de l'article	D	LT	L	a	R	Ts	Z	kg	①
46D08005TQRN02	8	17,1	10	5,5	0,2	T5	3	0,006	WS-0043
46D10006T6RN02	10	19,65	13	6,5	0,2	T6	3	0,011	WS-0029
46D12008T8RN02	12	24,5	16,5	8,5	0,2	T8	3	0,021	WS-0030
46D16010TRRN02	16	32,3	20,5	10,7	0,2	T10	3	0,047	WS-0044
46D20012TSRN02	20	39,3	25,5	12,7	0,2	T12	3	0,085	WS-0059

Diamond coating on request / revêtement diamant sur demande

① = Wrench / Clé de serrage

CHIPSURFER ROUGHING CUTTER FOR ALUMINUM
FRAISE ÉBAUCHE POUR ALUMINUM

FOR EXCHANGEABLE HEAD SYSTEM
POUR SYSTEME DE TETES INTERCHANGEABLES



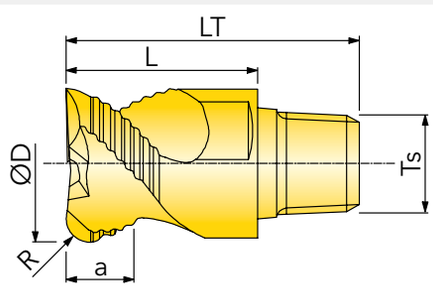

Grade / Nuance	P	M	K	N (K)	S (M)	H (P/K)
IN3305				+		

D e8

+ Preferred choice / Premier choix O Second choice / Second choix

Designation Réf. de l'article	D	LT	L	a	R	Ts	Z	kg	①
46D08005TQRN02	8	17,1	10	5,5	0,2	T5	3	0,006	WS-0043
46D10006T6RN02	10	19,65	13	6,5	0,2	T6	3	0,011	WS-0029
46D12008T8RN02	12	24,5	16,5	8,5	0,2	T8	3	0,021	WS-0030
46D16010TRRN02	16	32,3	20,5	10,7	0,2	T10	3	0,047	WS-0044
46D20012TSRN02	20	39,3	25,5	12,7	0,2	T12	3	0,085	WS-0059

① = Wrench / Clé de serrage

FOR EXCHANGEABLE HEAD SYSTEM
POUR SYSTEME DE TETES INTERCHANGEABLES



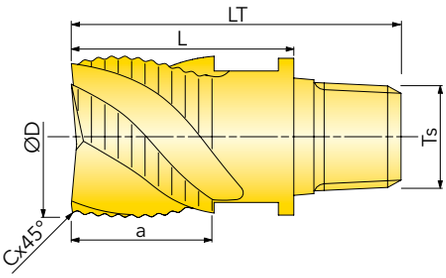

Grade / Nuance	P	M	K	N (K)	S (M)	H (P/K)
IN2005	+	+	+		+	

D e8

+ Preferred choice / Premier choix O Second choice / Second choix

Designation Réf. de l'article	D	LT	L	a	C	Ts	Z	kg	①
47C08005TQRN03	8	17,4	10,3	5	0,3	T5	4	0,006	WS-0043
47C08009TQRN03	8	22,1	15	9	0,3	T5	4	0,008	WS-0043
47C10007T6RN03	10	19,65	13	7	0,35	T6	4	0,012	WS-0029
47C12009T8RN03	12	24,5	16,5	9	0,35	T8	4	0,022	WS-0030
47C12014T8RN03	12	31	23	14	0,35	T8	4	0,029	WS-0030
47C16012TRRN04[1)]	16	32,3	20,5	12	0,4	T10	5	0,049	WS-0044
48C20015TSRN04[1)]	20	39,3	25,5	15	0,4	T12	6	0,097	WS-0059
48C25022TURN05	25	54,6	37	22	0,5	T15	6	0,159	WS-0061

[1)] no center cut / Pas de coupe au centre

① = Wrench / Clé de serrage

Member IMC Group Ingersoll Cutting Tools

CHIPSURFER ROUGHING AND FINISHING END MILL
FRAISE EN BOUT POUR EBAUCHE ET FINITION

FOR EXCHANGEABLE HEAD SYSTEM
POUR SYSTEME DE TETES INTERCHANGEABLES



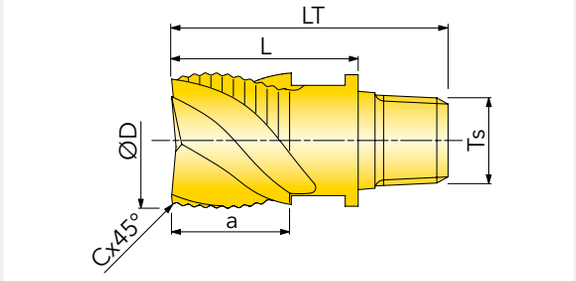

Grade / Nuance	P	M	K	$N_{(K)}$	$S_{(M)}$	$H_{(P/K)}$
IN2005	+	+	+		+	

D e8

≤45° ≤44 HRC

+ Preferred choice / Premier choix O Second choice / Second choix

Designation Réf. de l'article	D	LT	L	a	C	Ts	Z	Zs	kg	①
47C08005TQRU03	8	17,1	10	5	0,3	T5	4	2	0,006	WS-0043
47C10007T6RU03	10	19,65	13	7	0,3	T6	4	2	0,013	WS-0029
47C12009T8RU04	12	24,5	16,5	9	0,4	T8	4	2	0,025	WS-0030
47C16012TRRU06	16	32,3	20,5	12	0,6	T10	4	2	0,052	WS-0044
47C20015TSRU06	20	39,3	25,5	15	0,6	T12	4	2	0,096	WS-0059
47C25022TURU06	25	54,6	37	22	0,6	T15	4	2	0,217	WS-0061

① = Wrench / Clé de serrage

CHIPSURFER ROUGHING CUTTER 1,5XD
FRAISE D'ÉBAUCHE SÉRIE LONGUE 1,5 X D

FOR EXCHANGEABLE HEAD SYSTEM
POUR SYSTEME DE TETES INTERCHANGEABLES



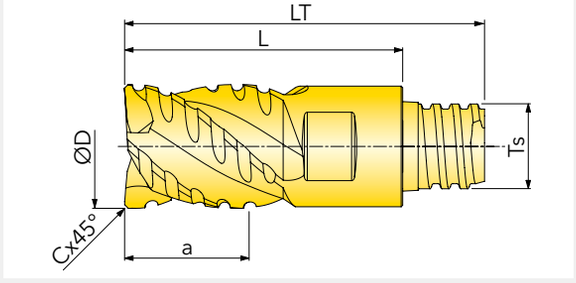

Grade / Nuance	P	M	K	$N_{(K)}$	$S_{(M)}$	$H_{(P/K)}$
IN2005	+	+	+		+	

D e8

≤44 HRC

+ Preferred choice / Premier choix O Second choice / Second choix

Designation Réf. de l'article	D	LT	L	λ	a	C	Ts	Z		kg	①
47C08012TQRN02	8	25,1	18	46	12	0,25	T5	4	5	0,01	WS-0043
47C10015T6RN03	10	28,65	22	46	15	0,30	T6	4	5	0,02	WS-0029
47C12018T8RN03	12	35	27	46	18	0,35	T8	4	5	0,03	WS-0030
47C16024TRRN04	16	45,3	33,5	40	24	0,40	T10	5	5	0,07	WS-0044
48C20030TSRN04	20	54,8	41	47	30	0,40	T12	6	3	0,14	WS-0059
48C25037TURN05	25	70,1	52,5	47	37	0,50	T15	6	3	0,28	WS-0061

① = Wrench / Clé de serrage

CHIPSURFER ROUGHING AND FINITION CUTTER 1,5XD
FRAISE D'ÉBAUCHE ET FINITION SÉRIE LONGUE 1,5 X D

FOR EXCHANGEABLE HEAD SYSTEM
POUR SYSTEME DE TETES INTERCHANGEABLES



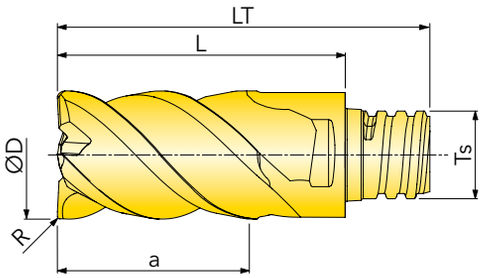

Grade / Nuance	P	M	K	N (K)	S (M)	H (P/K)
IN2005	+	+	+		+	

D e8 — λ = 45° — ≤ 54 HRC

+ Preferred choice / Premier choix O Second choice / Second choix

Designation Réf. de l'article	D	LT	L	a	R	Ts	Z		kg	①
47D08012TQRD05	8	25,1	18	12	0,5	T5	4	3	0,01	WS-0043
47D10015T6RD05	10	28,65	22	15	0,5	T6	4	3	0,02	WS-0029
47D12018T8RD05	12	35	27	18	0,5	T8	4	3	0,03	WS-0030
47D16024TRRD05	16	45,3	33,5	24	0,5	T10	4	1	0,07	WS-0044
47D20030TSRD05	20	54,8	41	30	0,5	T12	4	1	0,14	WS-0059
47D25037TURD05	25	70,1	52,5	37	0,5	T15	4	1	0,28	WS-0061

① = Wrench / Clé de serrage

CHIPSURFER FINISHING CUTTER 1,5XD
FRAISE DE FINITION SÉRIE LONGUE 1,5 X D

FOR EXCHANGEABLE HEAD SYSTEM
POUR SYSTEME DE TETES INTERCHANGEABLES



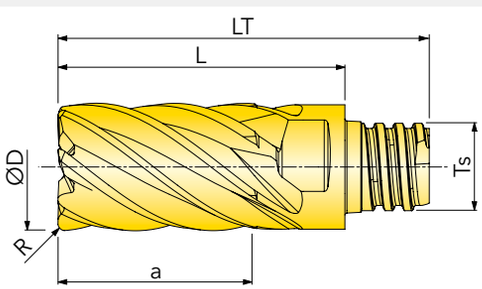

Grade / Nuance	P	M	K	N (K)	S (M)	H (P/K)
IN2005	+	+	+		+	

D e8 — λ = 45°–87° — ≤ 54 HRC

+ Preferred choice / Premier choix O Second choice / Second choix

Designation Réf. de l'article	D	LT	L	a	R	Ts	Z		kg	①
48D08012TQRC05	8	25,1	18	12	0,5	T5	7		0,01	WS-0043
48D10015T6RC05	10	28,65	22	15	0,5	T6	7		0,02	WS-0029
48D12018T8RC05	12	35	27	18	0,5	T8	7		0,03	WS-0030
48D16024TRRC08	16	41,5	33,5	24	0,8	T10	9		0,07	WS-0044
48D20030TSRC10	20	54,8	41	30	1	T12	9		0,14	WS-0059
48D25037TURC10	25	70,1	52,5	37	1	T15	9		0,28	WS-0061

① = Wrench / Clé de serrage

Member IMC Group Ingersoll Cutting Tools

END MILL WITH CORNER RADIUS FOR ALUMINUM Z=2
FRAISE EN BOUT RAYONNÉE POUR ALUMINUM Z=2

FOR EXCHANGEABLE HEAD SYSTEM
POUR SYSTEME DE TETES INTERCHANGEABLES



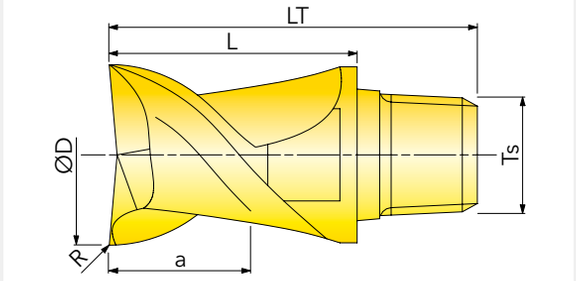

Grade / Nuance	P	M	K	N (K)	S (M)	H (P/K)
IN05S				+		

D e8

+ Preferred choice / Premier choix O Second choice / Second choix

Designation Réf. de l'article	D	LT	L	a	R	Ts	Typ	Z	IK	kg	①
45D08005TQRD05	8	17,1	10	5	0,5	T5	1	2		0,005	WS-0043
45D08005TQRD0501	8	17,1	10	5	0,5	T5	2	2	✓	0,005	WS-0043
45D10007T6RD05	10	19,65	13	7	0,5	T6	1	2		0,010	WS-0029
45D10007T6RD0501	10	19,65	13	7	0,5	T6	2	2	✓	0,010	WS-0029
45D10007T6RD10	10	19,65	13	7	1	T6	1	2		0,011	WS-0029
45D10007T6RD1001	10	19,65	13	7	1	T6	2	2	✓	0,011	WS-0029
45D12009T8RD05	12	24,5	16,5	9	0,5	T8	1	2		0,020	WS-0030
45D12009T8RD0501	12	24,5	16,5	9	0,5	T8	2	2	✓	0,020	WS-0030
45D12009T8RD10	12	24,5	16,5	9	1	T8	1	2		0,020	WS-0030
45D12009T8RD1001	12	24,5	16,5	9	1	T8	2	2	✓	0,020	WS-0030
45D16012TRRD0501	16	32,3	20,5	12	0,5	T10	2	2	✓	0,040	WS-0044
45D16012TRRD1001	16	32,3	20,5	12	1	T10	2	2	✓	0,040	WS-0044
Diamond coating on request / revêtement diamant sur demande											

① = Wrench / Clé de serrage

FOR EXCHANGEABLE HEAD SYSTEM
POUR SYSTEME DE TETES INTERCHANGEABLES



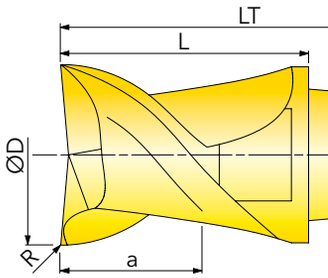

Grade / Nuance	P	M	K	N (K)	S (M)	H (P/K)
IN3305				+		

D e8

45°

ALU

+ Preferred choice / Premier choix O Second choice / Second choix

Designation Réf. de l'article	D	LT	L	a	R	Ts	Z	kg	①
45D08005TQRD05	8	17,1	10	5	0,5	T5	2	0,005	WS-0043
45D10007T6RD05	10	19,65	13	7	0,5	T6	2	0,010	WS-0029
45D10007T6RD10	10	19,65	13	7	1	T6	2	0,010	WS-0029
45D12009T8RD05	12	24,5	16,5	9	0,5	T8	2	0,020	WS-0029
45D12009T8RD10	12	24,5	16,5	9	1	T8	2	0,020	WS-0029

① = Wrench / Clé de serrage

Member IMC Group Ingersoll Cutting Tools

FOR EXCHANGEABLE HEAD SYSTEM
POUR SYSTEME DE TETES INTERCHANGEABLES



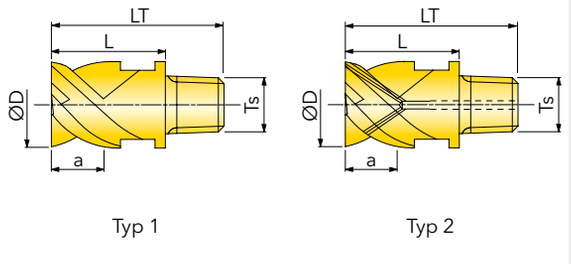

Grade / Nuance	P	M	K	N (K)	S (M)	H (P,K)
IN05S				+		

D e8

45° ALU

+ Preferred choice / Premier choix O Second choice / Second choix

Designation Réf. de l'article	D	LT	L	a	R	Ts	Typ	Z	IK	kg	①
46D08005TQRD05	8	17,1	10	5	0,5	T5	1	3		0,006	WS-0043
46D10007T6RD05	10	19,65	13	7	0,5	T6	1	3		0,011	WS-0029
46D10007T6RD10	10	19,65	13	7	1	T6	1	3		0,011	WS-0029
46D12008T8RD05	12	24,5	16,5	8	0,5	T8	1	3		0,022	WS-0030
46D12008T8RD10	12	24,5	16,5	8	1	T8	1	3		0,022	WS-0030
46D12008T8RD30	12	24,5	16,5	8	3	T8	1	3		0,022	WS-0030
46J16010TRRD21	16	32,3	20,5	10	-	T10	1	3		0,047	WS-0044
46D16010TRRD10	16	32,3	20,5	10	1	T10	1	3		0,047	WS-0044
46D16010TRRD20	16	32,3	20,5	10	2	T10	1	3		0,047	WS-0044
46D16010TRRD30	16	32,3	20,5	10	3	T10	1	3		0,046	WS-0044
46D16010TRRD40	16	32,3	20,5	10	4	T10	1	3		0,047	WS-0044
46D20012TSRD05	20	39,3	25,5	12	0,5	T12	1	3		0,086	WS-0059
46D20012TSRD10	20	39,3	25,5	12	1	T12	1	3		0,085	WS-0059
46D20012TSRD20	20	39,3	25,5	12	2	T12	1	3		0,086	WS-0059
46D20012TSRD30	20	39,3	25,5	12	3	T12	1	3		0,085	WS-0059
46D20012TSRD40	20	39,3	25,5	12	4	T12	1	3		0,084	WS-0059
46D08005TQRD0501	8	17,1	10	5	0,5	T5	2	3	✓	0,006	WS-0043
46D10007T6RD0501	10	19,65	13	7	0,5	T6	2	3	✓	0,011	WS-0029
46D10007T6RD1001	10	19,65	13	7	1	T6	2	3	✓	0,011	WS-0029
46D12008T8RD0501	12	24,5	16,5	8	0,5	T8	2	3	✓	0,022	WS-0030
46D12008T8RD1001	12	24,5	16,5	8	1	T8	2	3	✓	0,022	WS-0030
46D12008T8RD3001	12	24,5	16,5	8	3	T8	2	3	✓	0,022	WS-0030
46J16010TRRD2101	16	32,3	20,5	10	-	T10	2	3	✓	0,047	WS-0044
46D16010TRRD1001	16	32,3	20,5	10	1	T10	2	3	✓	0,047	WS-0044
46D16010TRRD2001	16	32,3	20,5	10	2	T10	2	3	✓	0,047	WS-0044
46D16010TRRD3001	16	32,3	20,5	10	3	T10	2	3	✓	0,047	WS-0044
46D16010TRRD4001	16	32,3	20,5	10	4	T10	2	3	✓	0,047	WS-0044
46D20012TSRD0501	20	39,3	25,5	12	0,5	T12	2	3	✓	0,086	WS-0059
46D20012TSRD1001	20	39,3	25,5	12	1	T12	2	3	✓	0,086	WS-0059
46D20012TSRD2001	20	39,3	25,5	12	2	T12	2	3	✓	0,086	WS-0059
46D20012TSRD3001	20	39,3	25,5	12	3	T12	2	3	✓	0,086	WS-0059
46D20012TSRD4001	20	39,3	25,5	12	4	T12	2	3	✓	0,086	WS-0059

Diamond coating on request / revêtement diamant sur demande

① = Wrench / Clé de serrage

FOR EXCHANGEABLE HEAD SYSTEM
POUR SYSTEME DE TETES INTERCHANGEABLES



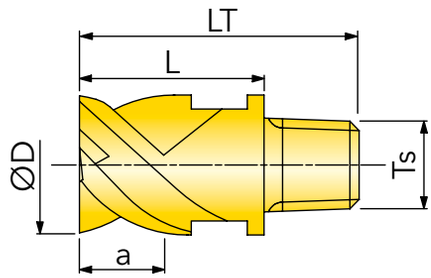

Grade / Nuance	P	M	K	N (K)	S (M)	H (P/K)
IN3305				+		

D e8

+ Preferred choice / Premier choix O Second choice / Second choix

Designation Réf. de l'article	D	LT	L	a	R	Ts	Z	kg	①
46D08005TQRD05	8	17,1	10	5	0,5	T5	3	0,006	WS-0043
46D10007T6RD05	10	19,65	13	7	0,5	T6	3	0,011	WS-0029
46D10007T6RD10	10	19,65	13	7	1	T6	3	0,011	WS-0029
46D12008T8RD05	12	24,5	16,5	8	0,5	T8	3	0,022	WS-0030
46D12008T8RD10	12	24,5	16,5	8	1	T8	3	0,022	WS-0030
46D12008T8RD30	12	24,5	16,5	8	3	T8	3	0,022	WS-0030
46J16010TRRD21	16	32,3	20,5	10	-	T10	3	0,047	WS-0044
46D16010TRRD10	16	32,3	20,5	10	1	T10	3	0,047	WS-0044
46D16010TRRD20	16	32,3	20,5	10	2	T10	3	0,047	WS-0044
46D16010TRRD30	16	32,3	20,5	10	3	T10	3	0,046	WS-0044
46D16010TRRD40	16	32,3	20,5	10	4	T10	3	0,047	WS-0044
46D20012TSRD05	20	39,3	25,5	12	0,5	T12	3	0,086	WS-0059
46D20012TSRD10	20	39,3	25,5	12	1	T12	3	0,085	WS-0059
46D20012TSRD20	20	39,3	25,5	12	2	T12	3	0,086	WS-0059
46D20012TSRD30	20	39,3	25,5	12	3	T12	3	0,085	WS-0059
46D20012TSRD40	20	39,3	25,5	12	4	T12	3	0,084	WS-0059

① = Wrench / Clé de serrage

Member IMC Group Ingersoll Cutting Tools

CHIPSURFER UNDERSIZE END MILL
FRAISE EN BOUT SOUS COTÉE

FOR EXCHANGEABLE HEAD SYSTEM
POUR SYSTEME DE TETES INTERCHANGEABLES



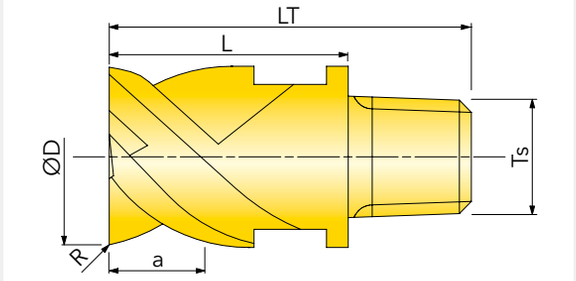

Grade / Nuance	P	M	K	$N_{(K)}$	$S_{(M)}$	$H_{(P/K)}$
IN2005	+	+	+		+	O

D e8

≤ 38° | ≤ 44 HRC

+ Preferred choice / Premier choix O Second choice / Second choix

Designation Réf. de l'article	D	LT	L	a	R	Ts	Z	kg	①
46D07704TQRC02	7,7	17,1	10	4	0,2	T5	3	0,006	WS-0043
46D09705T6RC03	9,7	19,65	13	5	0,3	T6	3	0,010	WS-0029
46D11707T8RC03	11,7	24,5	16,5	7	0,3	T8	3	0,022	WS-0030
46D15708TRRC03	15,7	32,3	20,5	8	0,3	T10	3	0,049	WS-0044
46D19712TSRC04	19,7	39,3	25,5	12	0,4	T12	3	0,090	WS-0059

① = Wrench / Clé de serrage

CHIPSURFER END MILL Z=3
FRAISE EN BOUT À 3 DENTS

FOR EXCHANGEABLE HEAD SYSTEM
POUR SYSTEME DE TETES INTERCHANGEABLES



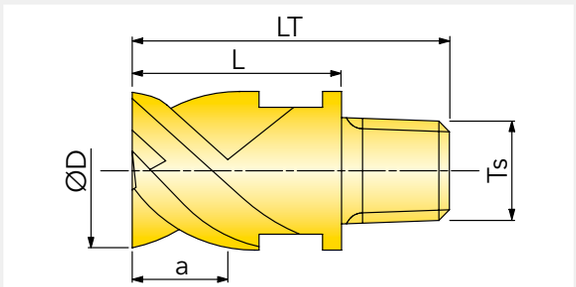

Grade / Nuance	P	M	K	$N_{(K)}$	$S_{(M)}$	$H_{(P/K)}$
IN2005	+	+	+		+	O

D e8

≤ 45° | ≤ 44 HRC

+ Preferred choice / Premier choix O Second choice / Second choix

Designation Réf. de l'article	D	LT	L	a	Ts	Z	kg	①
46J08005TQRD10	8	17,1	10	5	T5	3	0,006	WS-0043
46J10007T6RD13	10	19,65	13	7	T6	3	0,012	WS-0029
46J10012T6RD19	10	25,65	19	12	T6	3	0,016	WS-0029
46J12009T8RD17	12	24,5	16,5	9	T8	3	0,023	WS-0030
46J16012TRRD21	16	32,3	20,5	12	T10	3	0,049	WS-0044

① = Wrench / Clé de serrage

FOR EXCHANGEABLE HEAD SYSTEM
POUR SYSTEME DE TETES INTERCHANGEABLES



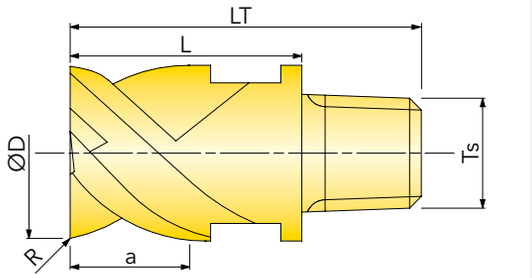

Grade / Nuance	P	M	K	N (K)	S (M)	H (P/K)
IN2005	+	+	+		+	O

+ Preferred choice / Premier choix O Second choice / Second choix

D e8

λ = 30° ≤ 54 HRC

Designation Réf. de l'article	D	LT	L	a	R	Ts	Z	kg	①
47C11008T6RB02	11	23,15	16,5	8,4	-	T6	4	0,031	WS-0029
47D12009T8RB05	12	24,5	16,5	9	0,5	T8	4	0,024	WS-0030
47D12009T8RB10	12	24,5	16,5	9	1	T8	4	0,023	WS-0030
47C14011T8RB02	14	36	28	11,5	-	T8	4	0,037	WS-0030
47D16012TRRB05	16	32,3	20,5	12	0,5	T10	4	0,052	WS-0044
47D16012TRRB10	16	32,3	20,5	12	1	T10	4	0,052	WS-0044
47D16012TRRB15	16	32,3	20,5	12	1,5	T10	4	0,052	WS-0044
47D16012TRRB20	16	32,3	20,5	12	2	T10	4	0,052	WS-0044
47D16012TRRB30	16	32,3	20,5	12	3	T10	4	0,052	WS-0044
47D20015TSRB05	20	39,3	25,5	15	0,5	T12	4	0,097	WS-0059
47D20015TSRB10	20	39,3	25,5	15	1	T12	4	0,096	WS-0059
47D20015TSRB20	20	39,3	25,5	15	2	T12	4	0,096	WS-0059
47D20015TSRB30	20	39,3	25,5	15	3	T12	4	0,096	WS-0059

① = Wrench / Clé de serrage

Member IMC Group Ingersoll Cutting Tools

FOR EXCHANGEABLE HEAD SYSTEM
POUR SYSTEME DE TETES INTERCHANGEABLES



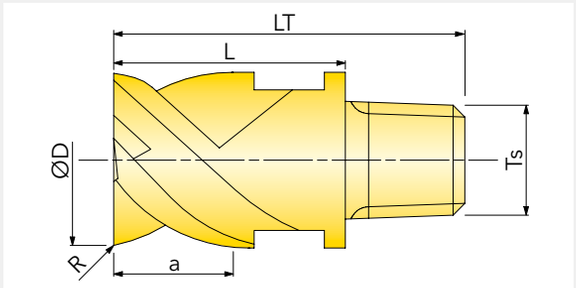

Grade / Nuance	P	M	K	$N_{(K)}$	$S_{(M)}$	$H_{(P/K)}$
IN2005	+	+	+		+	O

D e8

+ Preferred choice / Premier choix O Second choice / Second choix

Designation Réf. de l'article	D	LT	L	a	R	Ts	Z	kg	①
47J06005TQRD10	6	17,1	10	5,5	-	T5	4	0,005	WS-0043
47J08005TQRD10	8	17,1	10	5	-	T5	4	0,006	WS-0043
47D08005TQRD05	8	17,1	10	5	0,5	T5	4	0,006	WS-0043
47D08005TQRD10	8	17,1	10	5	1	T5	4	0,006	WS-0043
47D08005TQRD15	8	17,1	10	5	1,5	T5	4	0,006	WS-0043
47J10007T6RD13	10	19,65	13	7	-	T6	4	0,013	WS-0029
47D10007T6RD05	10	19,65	13	7	0,5	T6	4	0,012	WS-0029
47D10007T6RD10	10	19,65	13	7	1	T6	4	0,013	WS-0029
47J12009T8RD17	12	24,5	16,5	9	-	T8	4	0,024	WS-0030
47D12009T8RD05	12	24,5	16,5	9	0,5	T8	4	0,023	WS-0030
47D12009T8RD10	12	24,5	16,5	9	1	T8	4	0,024	WS-0030
47J16012TRRD21	16	32,3	20,5	12	-	T10	4	0,052	WS-0044
47D16012TRRD05	16	32,3	20,5	12	0,5	T10	4	0,052	WS-0044
47D16012TRRD10	16	32,3	20,5	12	1	T10	4	0,052	WS-0044
47D16012TRRD15	16	32,3	20,5	12	1,5	T10	4	0,051	WS-0044
47D16012TRRD20	16	32,3	20,5	12	2	T10	4	0,051	WS-0044
47D16012TRRD30	16	32,3	20,5	12	3	T10	4	0,052	WS-0044
47J20015TSRD26	20	39,3	25,5	15	-	T12	4	0,097	WS-0059

① = Wrench / Clé de serrage

FOR EXCHANGEABLE HEAD SYSTEM
POUR SYSTEME DE TETES INTERCHANGEABLES



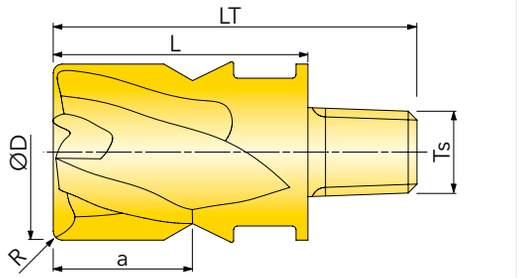

Grade / Nuance	P	M	K	N (K)	S (M)	H (P/K)
IN2005	+	+	+		+	+

D e8

+ Preferred choice / Premier choix O Second choice / Second choix

Designation Réf. de l'article	D	LT	L	a	R	Ts	Z	kg	①
48D10007T6RB05	10	19,65	13	7	0,5	T6	6	0,013	WS-0029
48D10007T6RB10	10	19,65	13	7	1	T6	6	0,013	WS-0029
48D10007T6RB15	10	19,65	13	7	1,5	T6	6	0,013	WS-0029
48D12009T8RB05	12	24,5	16,5	9	0,5	T8	6	0,025	WS-0030
48D12009T8RB10	12	24,5	16,5	9	1	T8	6	0,025	WS-0030
48D16012TRRB05	16	32,3	20,5	12	0,5	T10	8	0,055	WS-0044
48D16012TRRB10	16	32,3	20,5	12	1	T10	8	0,055	WS-0044
48D16012TRRB16	16	32,3	20,5	12	1,6	T10	8	0,054	WS-0044
48D16012TRRB20	16	32,3	20,5	12	2	T10	8	0,055	WS-0044
49D20015TSRB10	20	39,3	25,5	15	1	T12	10	0,108	WS-0059
49D20015TSRB20	20	39,3	25,5	15	2	T12	10	0,107	WS-0059

① = Wrench / Clé de serrage

Member IMC Group Ingersoll Cutting Tools

FOR EXCHANGEABLE HEAD SYSTEM
POUR SYSTEME DE TETES INTERCHANGEABLES



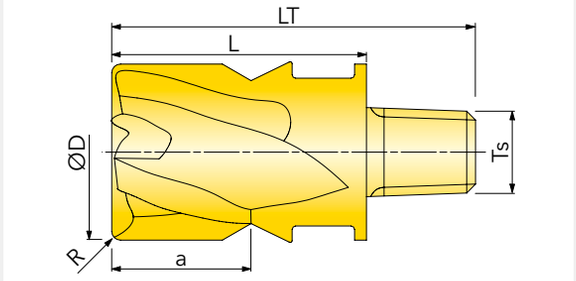

Grade / Nuance	P	M	K	$N_{(K)}$	$S_{(M)}$	$H_{(P,K)}$
IN2005	+	+	+		+	+

D e8

+ Preferred choice / Premier choix O Second choice / Second choix

Designation Réf. de l'article	D	LT	L	a	R	Ts	Z	kg	①
48D08005TQRD05	8	17,1	10	5	0,5	T5	6	0,007	WS-0043
48D08005TQRD10	8	17,1	10	5	1	T5	6	0,007	WS-0043
48D08005TQRD15	8	17,1	10	5	1,5	T5	6	0,007	WS-0043
48J10007T6RD13	10	19,65	13	7	-	T6	6	0,013	WS-0029
48D10007T6RD05	10	19,65	13	7	0,5	T6	6	0,013	WS-0029
48D10007T6RD10	10	19,65	13	7	1	T6	6	0,013	WS-0029
48D10007T6RD15	10	19,65	13	7	1,5	T6	6	0,015	WS-0029
48J12009T8RD17	12	24,5	16,5	9	-	T8	6	0,025	WS-0030
48D12009T8RD05	12	24,5	16,5	9	0,5	T8	6	0,025	WS-0030
48D12009T8RD10	12	24,5	16,5	9	1	T8	6	0,025	WS-0030
48D12009T8RD15	12	24,5	16,5	9	1,5	T8	6	0,025	WS-0030

① = Wrench / Clé de serrage

FOR EXCHANGEABLE HEAD SYSTEM
POUR SYSTEME DE TETES INTERCHANGEABLES



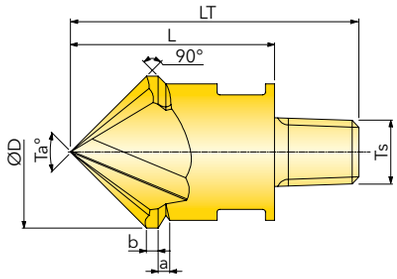

Grade / Nuance	P	M	K	N (K)	S (M)	H (P/K)
IN2005	+	+	+	O	+	O

D h9

+ Preferred choice / Premier choix O Second choice / Second choix

Designation Réf. de l'article	D	LT	L	Ta	a	b	Ts	Z	kg	①
46N09409TQRA45	9,4	19,6	12,5	90	0,9	1	T5	3	0,007	WS-0043
45N09809TQRA45	9,8	17,9	10,8	90	0,9	2,5	T5	2	0,006	WS-0043
46N11610T6RA45	11,6	23,15	16,5	90	1	1	T6	3	0,014	WS-0029
45N11814T6RA45	11,8	18,65	12	90	1,1	2	T6	2	0,009	WS-0030
45N15722T8RA45	15,7	22	14	90	2,2	2	T8	2	0,016	WS-0044

① = Wrench / Clé de serrage

Member IMC Group Ingersoll Cutting Tools

FOR EXCHANGEABLE HEAD SYSTEM
POUR SYSTEME DE TETES INTERCHANGEABLES



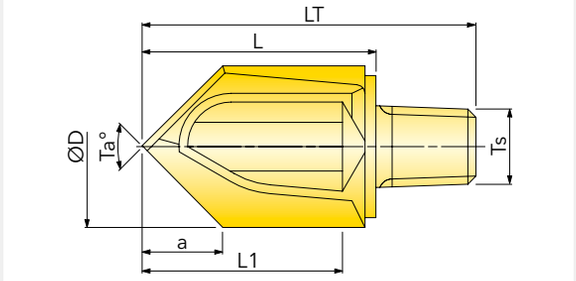

Grade / Nuance	P	M	K	N (K)	S (M)	H (P/K)
IN2005	+	+	+	O	+	O

D z9

+ Preferred choice / Premier choix O Second choice / Second choix

Designation Réf. de l'article	D	LT	L	L1	Ta	a	Ts	Z	kg	①
45N08007TQRA45	8	16,85	9,75	7	90	3,7	T5	2	0,005	WS-0043
45N08307TQRA45	8,3	17,1	10	7,5	90	3,8	T5	2	0,005	WS-0043
45M10009T6RA30	10	18,4	11,75	9,5	60	7,8	T6	2	0,007	WS-0029
45N10010T6RA45	10	20,65	14,0	10,1	90	4,5	T6	2	0,009	WS-0029
45P10009T6RA60	10	19,35	12,7	9,5	120	2,7	T6	2	0,009	WS-0029
45N10409T6RA45	10,4	18,4	11,75	9	90	4,7	T6	2	0,009	WS-0029
45M12012T8RA30	12	23,2	15,2	12	60	9,3	T8	2	0,014	WS-0030
45N12012T8RA45	12	23,5	15,5	12	90	5,5	T8	2	0,016	WS-0030
45P12012T8RA60	12	23,2	15,2	12	120	3,5	T8	2	0,016	WS-0030
45N12412T8RA45	12,4	23,5	15,5	12	90	5,7	T8	2	0,016	WS-0030
45M16015TRRA30	16	32,1	20,3	15	60	12,7	T10	2	0,032	WS-0044
45N16016TRRA45	16	31,8	20,0	15,7	90	7,4	T10	2	0,037	WS-0044
45P16015TRRA60	16	31,7	19,9	15,5	120	4,4	T10	2	0,037	WS-0044
45N16515TRRA45	16,5	30,6	18,8	15	90	7,5	T10	2	0,034	WS-0044
45M20018TSRA30	20	38,5	24,7	18,5	60	15,5	T12	2	0,055	WS-0059
45N20018TSRA45	20	38,5	24,7	18,5	90	7,7	T12	2	0,058	WS-0059
45P20018TSRA60	20	34,9	21,1	14,9	120	5,9	T12	2	0,056	WS-0059

① = Wrench / Clé de serrage

FOR EXCHANGEABLE HEAD SYSTEM
POUR SYSTEME DE TETES INTERCHANGEABLES



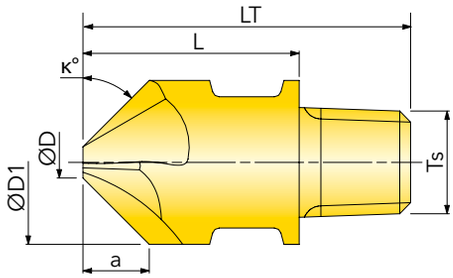

Grade / Nuance	P	M	K	N (K)	S (M)	H (P/K)
IN2005	+	+	+	O	+	O

D e8

+ Preferred choice / Premier choix O Second choice / Second choix

Designation Réf. de l'article	D	D1	LT	L	κ	a	Ts	Z	kg	①
47N10002T6RA30	2	10	19,65	13	30	2,3	T6	4	0,014	WS-0029
47N12002T8RA30	2	12	24,5	16,5	30	2,9	T8	4	0,027	WS-0030
48N16003TRRA30	3	16	32,3	20,5	30	3,7	T10	6	0,061	WS-0044
48N20004TSRA30	5	20	39,3	25,5	30	4,3	T12	6	0,113	WS-0059
47N10004T6RA45	1,95	10	19,65	13	45	4	T6	4	0,013	WS-0029
47N12005T8RA45	1,95	12	24,5	16,5	45	5	T8	4	0,025	WS-0030
48N16006TRRA45	3	16	32,3	20,5	45	6,5	T10	6	0,056	WS-0044
48N20007TSRA45	5	20	39,3	25,5	45	7,5	T12	6	0,106	WS-0059
47N25010TURA45	5	25	42,6	25	45	10	T15	6	0,160	WS-0061
47N10007T6RA60	1,6	10	19,65	13	60	7,3	T6	4	0,010	WS-0029
47N12007T8RA60	3	12	24,5	16,5	60	7,8	T8	4	0,020	WS-0030
48N16010TRRA60	4	16	32,3	20,5	60	10	T10	6	0,047	WS-0044
48N20013TSRA60	5	20	39,3	25,5	60	13	T12	6	0,086	WS-0059

① = Wrench / Clé de serrage

Member IMC Group Ingersoll Cutting Tools

CHIPSURFER CONCAVE RADIUS MILLING CUTTER Z=2
FRAISE RAYONNEE "CONCAVE" Z=2

FOR EXCHANGEABLE HEAD SYSTEM
POUR SYSTEME DE TETES INTERCHANGEABLES



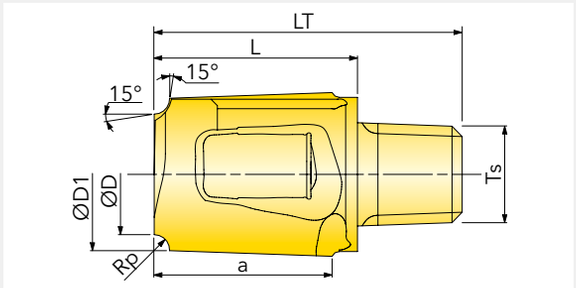

Grade / Nuance	P	M	K	$N_{(K)}$	$S_{(M)}$	$H_{(P/K)}$
IN2005	+	+	+	O	+	O

D h10

≤ 10° | ≤ 54 HRC

+ Preferred choice / Premier choix O Second choice / Second choix

Designation Réf. de l'article	D	D1	LT	L	a	Rp	Ts	Z	kg	①
45R08007TQRA10	5,8	8	17,7	10,6	7,5	1	T5	2	0,005	WS-0043
45R10009T6RA16	6,8	10	19,15	12,5	9,5	1,6	T6	2	0,010	WS-0029
45R10009T6RA20	6	10	19,15	12,5	9,5	2	T6	2	0,009	WS-0029
45R10009T6RA25	5,1	10	19,15	12,5	9,5	2,5	T6	2	0,009	WS-0029
45R12012T8RA30	6,5	12,7	23,6	15,6	12	3	T8	2	0,018	WS-0030
45R12012T8RA40	4,7	12,7	23,6	15,6	12	4	T8	2	0,017	WS-0030
45R16015TRRA50	6,2	16	30,9	19,1	15	5	T10	2	0,035	WS-0044
45R20007TSRA60	8	20	31,2	17,4	7	6	T12	2	0,050	WS-0059

① = Wrench / Clé de serrage

CHIPSURFER CONCAVE RADIUS MILLING CUTTER Z=4
FRAISE RAYONNEE "CONCAVE" Z=4

FOR EXCHANGEABLE HEAD SYSTEM
POUR SYSTEME DE TETES INTERCHANGEABLES



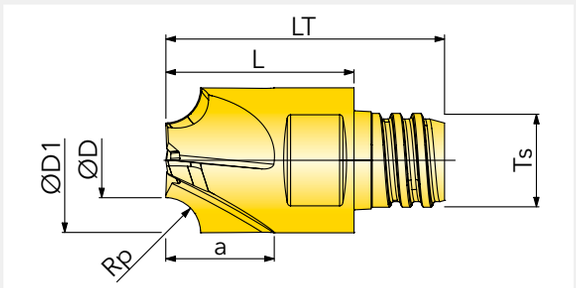

Grade / Nuance	P	M	K	$N_{(K)}$	$S_{(M)}$	$H_{(P/K)}$
IN2005	+	+	+		+	

D h7

≤ 54 HRC

+ Preferred choice / Premier choix O Second choice / Second choix

Designation Réf. de l'article	D	D1	LT	L	a	Rp	Ts	Z	kg	①
47R08001TQRA10	5,8	8	17,7	10	1	1	T5	4	0,008	WS-0043
47R10001T6RA16	6,8	10	19,15	13	1,6	1,6	T6	4	0,015	WS-0029
47R10002T6RA20	6	10	19,15	13	2	2	T6	4	0,015	WS-0029
47R10002T6RA25	5,1	10	19,15	13	2,5	2,5	T6	4	0,013	WS-0029
47R12703T8RA30	6,5	12,7	23,6	16,5	3	3	T8	4	0,024	WS-0030

① = Wrench / Clé de serrage

CHIPSURFER CONCAVE RADIUS MILLING CUTTER Z=6
FRAISE RAYONNEE "CONCAVE" Z=6

FOR EXCHANGEABLE HEAD SYSTEM
POUR SYSTEME DE TETES INTERCHANGEABLES



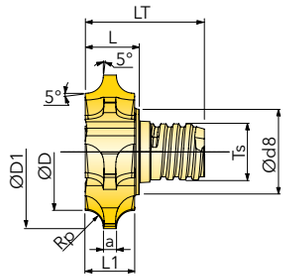

Grade / Nuance	P	M	K	N (K)	S (M)	H (P/K)
IN2005	+	+	+	O	+	O

D h10

≤ 10° | ≤ 44 HRC

+ Preferred choice / Premier choix O Second choice / Second choix

Designation Réf. de l'article	D	D1	d8	LT	L	L1	a	Rp	Ts	Z	①
18S27756TRRP10	24,8	27,7	15,3	17,8	6	5,6	2,7	1	T10	6	DS-T40L
18S27773TRRP20	22,9	27,7	15,3	19,5	7,7	7,3	2,6	2	T10	6	DS-T40L
18S27789TRRP30	21,1	27,7	15,3	21,5	9,7	8,9	2,3	3	T10	6	DS-T40L
18S27799TRRP40	19,7	27,7	15,3	23,5	11,7	10,9	2,3	4	T10	6	DS-T40L

① = Screw driver / Tournevis

CHIPSURFER 90° FLATE DRILL HEAT
90° FRAISE À LAMER ET PERCER

FOR EXCHANGEABLE HEAD SYSTEM
POUR SYSTEME DE TETES INTERCHANGEABLES



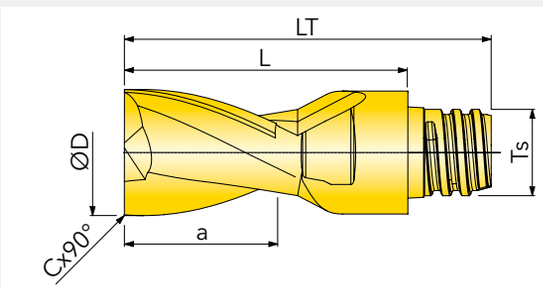

Grade / Nuance	P	M	K	N (K)	S (M)	H (P/K)
IN2005	+	+	+		+	

D h7

≤ 30° | ≤ 44 HRC

+ Preferred choice / Premier choix O Second choice / Second choix

Designation Réf. de l'article	D	LT	L	λ	a	R	C	Ts	Z	kg	①
CND0800TQR01	8	25,1	18	30	10	0	0	T5	2	0,009	WS-0043
CND1000T6R01	10	28,65	22	30	12	0	0	T6	2	0,015	WS-0029
CND1200T8R01	12	35	27	30	15	0	0	T8	2	0,027	WS-0030
CND1600TRR01	16	41,5	33,5	30	20	0	0	T10	2	0,061	WS-0044
CND2000TSR01	20	52,5	41	30	25	0	0	T12	2	0,110	WS-0059

① = Wrench / Clé de serrage

Member IMC Group Ingersoll Cutting Tools

CHIPSURFER NC CENTER DRILL
FORET À CENTRER

FOR EXCHANGEABLE HEAD SYSTEM
POUR SYSTEME DE TETES INTERCHANGEABLES



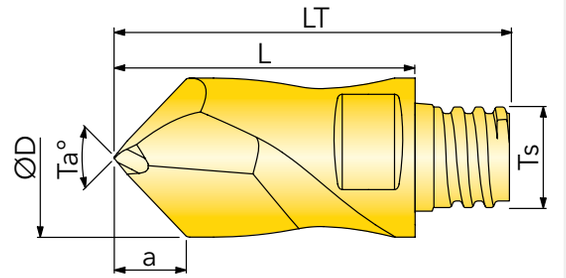

Grade / Nuance	P	M	K	$N_{(K)}$	$S_{(M)}$	$H_{(P/K)}$
IN2005	+	+	+	+	+	

+ Preferred choice / Premier choix O Second choice / Second choix

Designation Réf. de l'article	D	LT	L	Ta	a	Ts	Z	kg	①
45Z08004TQRA45	8	22,1	15	90	5	T5	2	0,005	WS-0044
45Z10005TQRA45	10	26,1	19	90	5	T6	2	0,013	WS-0029
45Z12006T6RA45	12	29,65	23	90	6	T8	2	0,022	WS-0030
45Z16008TRRA45	16	39,8	28	90	8	T10	2	0,048	WS-0044

① = Wrench / Clé de serrage

CHIPSURFER CENTERING DRILL ACCORDING TO DIN 332
FORET À CENTRER DIN 332

FOR EXCHANGEABLE HEAD SYSTEM
POUR SYSTEME DE TETES INTERCHANGEABLES



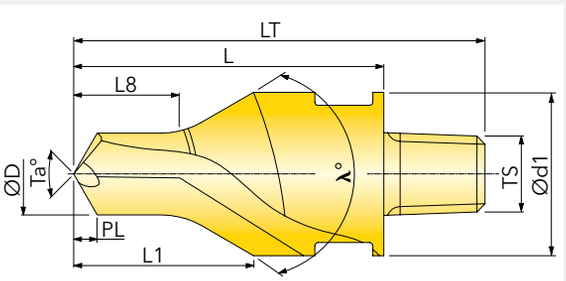

Grade / Nuance	P	M	K	$N_{(K)}$	$S_{(M)}$	$H_{(P/K)}$	D	z9
IN2005	+	+	+	O	+			

+ Preferred choice / Premier choix O Second choice / Second choix

Designation Réf. de l'article	D	d1	LT	L	L1	L7	L8	PL	λ	Ta	Ts	Z	kg	①
45Z03208TQRA15	3,28	8	22,1	15	8	3,75	4,6	0,85	59,5	120	T5	2	0,006	WS-0043
45Z04111T6RA19	4,12	10	25,65	19	11	4,83	5,9	1,07	59,5	120	T6	2	0,012	WS-0029
45Z05113T8RA23	5,13	12	31	23	13	5,88	7,2	1,32	59,5	120	T8	2	0,022	WS-0030
45Z06517TRRA28	6,46	16	39,8	28	17	7,25	8,9	1,65	59,5	120	T10	2	0,045	WS-0044

① = Wrench / Clé de serrage

CHIPSURFER ENGRAVING CUTTER 45°/60°/90°
FRAISE POUR GRAVURE 45°/60°/90°

FOR EXCHANGEABLE HEAD SYSTEM
POUR SYSTEME DE TETES INTERCHANGEABLES



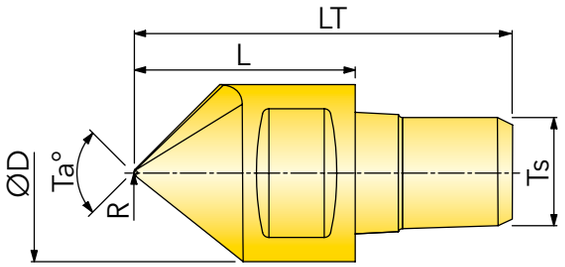

Grade / Nuance	P	M	K	N (K)	S (M)	H (P/K)
IN2005	+	+	+	+	+	O

+ Preferred choice / Premier choix O Second choice / Second choix

Designation Réf. de l'article	D	LT	L	Ta	R	Ts	Z	kg	①
45Q00810TQRA22	8	17,1	10	45	0,2	T5	2	0,009	WS-0043
45Q00810TQRA30	8	17,1	10	60	0,2	T5	2	0,005	WS-0043
45Q00810TQRA45	8	17,1	10	90	0,2	T5	2	0,006	WS-0043

① = Wrench / Clé de serrage

CHIPSURFER SLOT MILL FOR CHAMFERING 45° Z=3
FRAISE À CHANFREINER "45°" À 3 DENTS

FOR EXCHANGEABLE HEAD SYSTEM
POUR SYSTEME DE TETES INTERCHANGEABLES



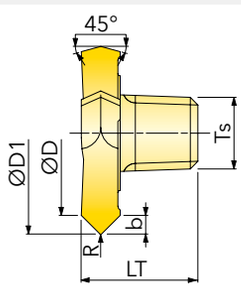

Grade / Nuance	P	M	K	N (K)	S (M)	H (P/K)
IN2005	+	+	+	+	+	O

D ± 0,03

+ Preferred choice / Premier choix O Second choice / Second choix

Designation Réf. de l'article	D	D1	LT	b	R	Ts	Z	kg	①
16N17734T6RK14	14,9	17,7	6,65	1,4	0,1	T6	3	0,007	DS-T25T
16N17734T6RP14	14,9	17,7	6,65	1,4	0,1	T6	3	0,007	DS-T25T

① = Screw driver / Tournevis

Member IMC Group Ingersoll Cutting Tools

CHIPSURFER SLOT MILL FOR CHAMFERING 45° Z=4
FRAISE À CHANFREINER "45°" À 4 DENTS

FOR EXCHANGEABLE HEAD SYSTEM
POUR SYSTEME DE TETES INTERCHANGEABLES



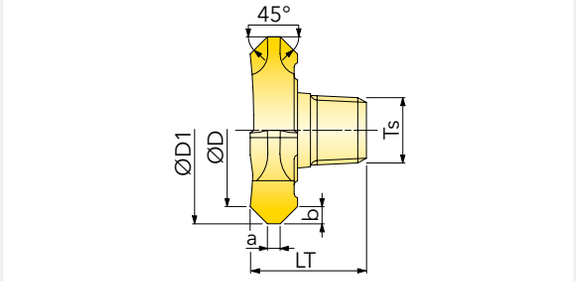

Grade / Nuance	P	M	K	$N_{(K)}$	$S_{(M)}$	$H_{(P/K)}$
IN2005	+	+	+	+	+	O

D ±0,03

≤44 HRC

+ Preferred choice / Premier choix O Second choice / Second choix

Designation Réf. de l'article	D	D1	LT	a	b	Ts	Z	kg	①
17N21755T8RK17	18,3	21,7	8	1,5	1,7	T8	4	0,020	DS-T30T
17N21755T8RP17	18,3	21,7	8	1,5	1,7	T8	4	0,020	DS-T30T

① = Screw driver / Tournevis

CHIPSURFER SLOT MILL FOR CHAMFERING 45° Z=4 (18N)
FRAISE À CHANFREINER "45°" À 4 DENTS (18N)

FOR EXCHANGEABLE HEAD SYSTEM
POUR SYSTEME DE TETES INTERCHANGEABLES



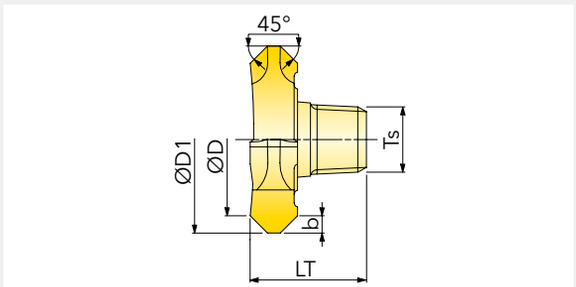

Grade / Nuance	P	M	K	$N_{(K)}$	$S_{(M)}$	$H_{(P/K)}$
IN2005	+	+	+	+	+	O

D ±0,03

≤44 HRC

+ Preferred choice / Premier choix O Second choice / Second choix

Designation Réf. de l'article	D	D1	LT	b	Ts	Z	kg	①
18N27798TRRK40	19,7	27,7	11,8	4,0	T10	4	0,056	DS-T40L

① = Screw driver / Tournevis

CHIPSURFER SLOT MILL FOR CHAMFERING Z=4
FRAISE À CHANFREINER PAR INTERPOLLATION Z=4

FOR EXCHANGEABLE HEAD SYSTEM
POUR SYSTEME DE TETES INTERCHANGEABLES



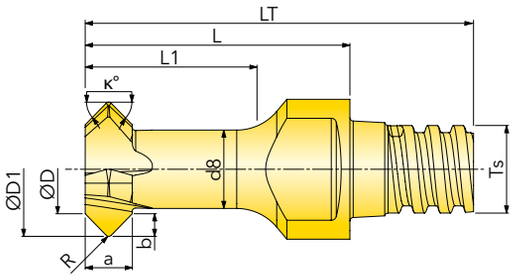

Grade / Nuance	P	M	K	N (K)	S (M)	H (P/K)
IN2005	+	+	+	O	+	O

≤54 HRC

+ Preferred choice / Premier choix O Second choice / Second choix

Designation Réf. de l'article	D	D1	d8	LT	L	L1	κ	a	b	R	Ts	Z	kg	①
17N07727TQRK12	5,3	7,7	4,5	22,3	15,2	10,3	45	2,7	1,2	0,2	T5	4	0,007	WS-0043

① = Wrench / Clé de serrage

CHIPSURFER T-SLOT CUTTER FOR O-RING GROOVES Z=3 (16R)
FRAISE 3 TAILLES POUR RAINURES DE CIRCLIPS Z=3 (16R)

FOR EXCHANGEABLE HEAD SYSTEM
POUR SYSTEME DE TETES INTERCHANGEABLES



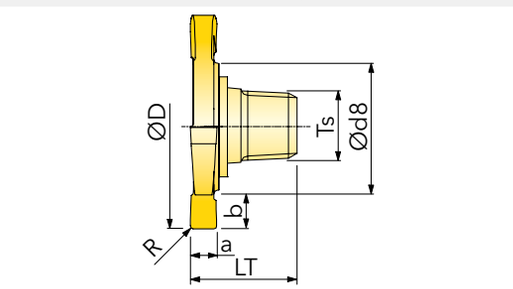

Grade / Nuance	P	M	K	N (K)	S (M)	H (P/K)
IN2005	+	+	+	+	+	O

D ±0,03

≤44 HRC

+ Preferred choice / Premier choix O Second choice / Second choix

Designation Réf. de l'article	D	D min.	d8	LT	a	b	R	Ts	Z	kg	①
16R15722T6RP11	15,7	16,0	10	6,65	2,2	2,8	1,1	T6	3	0,006	DS-T20T
16R17712T6RP06	17,7	18,0	10	6,65	1,2	3,8	0,6	T6	3	0,005	DS-T20T
16R17720T6RN10	17,7	18,0	10	6,65	2	3,8	1,0	T6	3	0,006	DS-T20T
16R17722T6RP11	17,7	18,0	10	6,65	2,2	3,8	1,1	T6	3	0,006	DS-T20T
16R17730T6RP15	17,7	18,0	10	6,65	3	3,8	1,5	T6	3	0,008	DS-T25T

① = Screw driver / Tournevis

Member IMC Group Ingersoll Cutting Tools

FOR EXCHANGEABLE HEAD SYSTEM
POUR SYSTEME DE TETES INTERCHANGEABLES



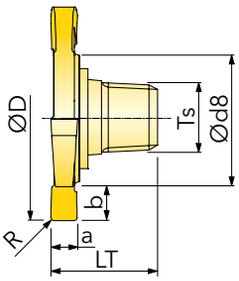

Grade / Nuance	P	M	K	$N_{(K)}$	$S_{(M)}$	$H_{(P,K)}$
IN2005	+	+	+	+	+	O

D ±0,03

+ Preferred choice / Premier choix O Second choice / Second choix

Designation Réf. de l'article	D	D min.	d8	LT	a	b	R	Ts	Z	kg	①
16T15715T6RK01	15,7	16	10	6,65	1,5	2,8	0,1	T6	3	0,005	DS-T20T
16T15715T6RP01	15,7	16	10	6,65	1,5	2,8	0,1	T6	3	0,005	DS-T20T
16T15715T6RK02	15,7	16	10	6,65	1,57	2,8	0,2	T6	3	0,005	DS-T20T
16T15720T6RK02	15,7	16	10	6,65	2	2,8	0,2	T6	3	0,006	DS-T20T
16T15724T6RK02	15,7	16	10	6,65	2,39	2,8	0,2	T6	3	0,006	DS-T25T
16T15725T6RK02	15,7	16	10	6,65	2,5	2,8	0,2	T6	3	0,006	DS-T25T
16T15730T6RK02	15,7	16	10	6,65	3	2,8	0,2	T6	3	0,007	DS-T25T
16T15730T6RP02	15,7	16	10	6,65	3	2,8	0,2	T6	3	0,007	DS-T25T
16T15731T6RK02	15,7	16	10	6,65	3,17	2,8	0,2	T6	3	0,007	DS-T25T
16T17712T6RK00	17,7	18	10	6,65	1,2	3,8	0,05	T6	3	0,005	DS-T20T
16T17714T6RK00	17,7	18	10	6,65	1,4	3,8	0,05	T6	3	0,005	DS-T20T
16T17715T6RK01	17,7	18	10	6,65	1,5	3,8	0,1	T6	3	0,005	DS-T20T
16T17715T6RK02	17,7	18	10	6,65	1,57	3,8	0,2	T6	3	0,006	DS-T20T
16T17717T6RK00	17,7	18	10	6,65	1,7	3,8	0,05	T6	3	0,006	DS-T20T
16T17720T6RK02	17,7	18	10	6,65	2	3,8	0,2	T6	3	0,006	DS-T20T
16T17723T6RK02	17,7	18	10	6,65	2,39	3,8	0,2	T6	3	0,007	DS-T20T
16T17725T6RK02	17,7	18	10	6,65	2,5	3,8	0,2	T6	3	0,007	DS-T20T
16T17730T6RK02	17,7	18	10	6,65	3	3,8	0,2	T6	3	0,008	DS-T25T
16T17731T6RK02	17,7	18	10	6,65	3,17	3,8	0,2	T6	3	0,008	DS-T25T

① = Screw driver / Tournevis

FOR EXCHANGEABLE HEAD SYSTEM
POUR SYSTEME DE TETES INTERCHANGEABLES



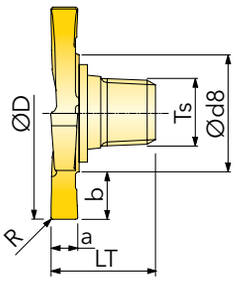

Grade / Nuance	P	M	K	N (K)	S (M)	H (P/K)
IN2005	+	+	+	+	+	O

+ Preferred choice / Premier choix O Second choice / Second choix

D ±0,03

44 HRC

Designation Réf. de l'article	D	d8	LT	a	b	R	Ts	Z	kg	①
17R21740T8RP20	21,7	12,7	8	4	4,5	2	T8	4	0,016	DS-T30T
17R21760T8RK30	21,7	12,7	8	6	4,5	3	T8	4	0,020	DS-T30T

① = Screw driver / Tournevis

Member IMC Group Ingersoll Cutting Tools

FOR EXCHANGEABLE HEAD SYSTEM
POUR SYSTEME DE TETES INTERCHANGEABLES



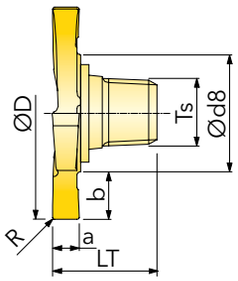

Grade / Nuance	P	M	K	$N_{(K)}$	$S_{(M)}$	$H_{(P,K)}$
IN2005	+	+	+	+	+	O

D ±0,03

+ Preferred choice / Premier choix O Second choice / Second choix

Designation Réf. de l'article	D	d8	LT	a	b	R	Ts	Z	kg	①
17T21707T8RK00	21,7	18,7	8	0,76	1,5	-	T8	4	0,009	DS-T25T
17T21708T8RK00	21,7	18,3	8	0,86	1,7	-	T8	4	0,009	DS-T25T
17T21709T8RK00	21,7	17,9	8	0,96	1,9	-	T8	4	0,009	DS-T25T
17T21710T8RK00	21,7	17,7	8	1	2	0,05	T8	4	0,009	DS-T25T
17T21712T8RK00	21,7	12,7	8	1,2	4,5	0,05	T8	4	0,009	DS-T25T
17T21714T8RK00	21,7	12,7	8	1,4	4,5	0,05	T8	4	0,009	DS-T25T
17T21715T8RK00	21,7	12,7	8	1,57	4,5	-	T8	4	0,009	DS-T25T
17T21717T8RK01	21,7	12,7	8	1,7	4,5	0,1	T8	4	0,009	DS-T25T
17T21719T8RK02	21,7	12,7	8	1,95	4,5	0,2	T8	4	0,010	DS-T25T
17T21720T8RK02	21,7	12,7	8	2	4,5	0,2	T8	4	0,005	DS-T25T
17T21722T8RK02	21,7	12,7	8	2,25	4,5	0,2	T8	4	0,012	DS-T25T
17T21723T8RK02	21,7	12,7	8	2,39	4,5	0,2	T8	4	0,012	DS-T25T
17T21725T8RK02	21,7	12,7	8	2,5	4,5	0,2	T8	4	0,012	DS-T25T
17T21727T8RK02	21,7	12,7	8	2,75	4,5	0,2	T8	4	0,013	DS-T25T
17T21730T8RK02	21,7	12,7	8	3	4,5	0,2	T8	4	0,014	DS-T25T
17T21731T8RK02	21,7	12,7	8	3,17	4,5	0,2	T8	4	0,014	DS-T25T
17T21732T8RK02	21,7	12,7	8	3,25	4,5	0,2	T8	4	0,014	DS-T25T
17T21740T8RK02	21,7	12,7	8	4	4,5	0,2	T8	4	0,017	DS-T25T
17T21742T8RK02	21,7	12,7	8	4,25	4,5	0,2	T8	4	0,017	DS-T25T
17T21747T8RK02	21,7	12,7	8	4,75	4,5	0,2	T8	4	0,019	DS-T25T
17T21752T8RK02	21,7	12,7	8	5,25	4,5	0,2	T8	4	0,020	DS-T25T
17T21710T8RP00	21,7	17,7	8	1	2	0,05	T8	4	0,009	DS-T25T
17T21717T8RP01	21,7	12,7	8	1,7	4,5	0,1	T8	4	0,010	DS-T25T
17T21720T8RP02	21,7	12,7	8	2	4,5	0,2	T8	4	0,010	DS-T25T
17T21725T8RP02	21,7	12,7	8	2,5	4,5	0,2	T8	4	0,012	DS-T25T
17T21730T8RP02	21,7	12,7	8	3	4,5	0,2	T8	4	0,014	DS-T25T
17T21740T8RP02	21,7	12,7	8	4	4,5	0,2	T8	4	0,017	DS-T25T

① = Screw driver / Tournevis

FOR EXCHANGEABLE HEAD SYSTEM
POUR SYSTEME DE TETES INTERCHANGEABLES



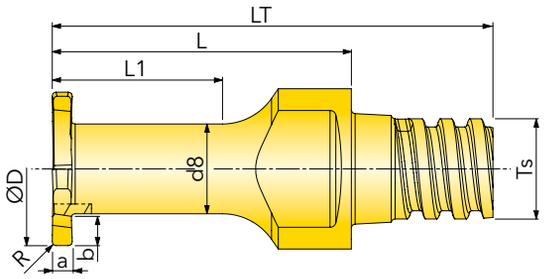

Grade / Nuance	P	M	K	N (K)	S (M)	H (P/K)
IN2005	+	+	+	O	+	O

+ Preferred choice / Premier choix O Second choice / Second choix

D (D) +0/ -0,05
d (a) ±0,02

Designation Réf. de l'article	D	d8	LT	L	L1	a	b	R	Ts	Z	kg	①
17T07707TQRK02	7,7	4,5	22,1	15	10	0,7	1,2	0,2	T5	4	0,007	WS-0043
17T07708TQRK02	7,7	4,5	22,1	15	10	0,8	1,2	0,2	T5	4	0,007	WS-0043
17T07709TQRK02	7,7	4,5	22,1	15	10	0,9	1,2	0,2	T5	4	0,007	WS-0043
17T07710TQRK02	7,7	4,5	22,1	15	10	1	1,2	0,2	T5	4	0,007	WS-0043
17T07715TQRK02	7,7	4,5	22,1	15	10	1,5	1,2	0,2	T5	4	0,007	WS-0043
17T07720TQRK02	7,7	4,5	22,1	15	10	2	1,2	0,2	T5	4	0,007	WS-0043

① = Wrench / Clé de serrage

Member IMC Group Ingersoll Cutting Tools

FOR EXCHANGEABLE HEAD SYSTEM
POUR SYSTEME DE TETES INTERCHANGEABLES



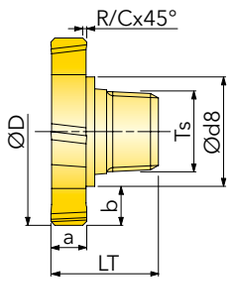

Grade / Nuance	P	M	K	$N_{(K)}$	$S_{(M)}$	$H_{(P/K)}$
IN2005	+	+	+	+	+	O

+ Preferred choice / Premier choix O Second choice / Second choix

D (D) +0/ -0,05
d (a) ±0,02

Designation Réf. de l'article	D	d8	LT	a	b	R	C	Ts	Z	kg	①
18T13520TQRN00	13,5	8,2	7,1	2	2,65	-	0,15	T5	6	0,006	DS-T20T
18T13525TQRN00	13,5	8,2	7,1	2,5	2,65	-	0,15	T5	6	0,006	DS-T20T
18T13530TQRN04	13,5	8,2	7,1	3	2,65	0,4	-	T5	6	0,006	DS-T20T
18T13540TQRN04	13,5	8,2	7,1	4	2,65	0,4	-	T5	6	0,007	DS-T20T
18T16020T6RN04	16	10	6,65	2	3	0,4	-	T6	6	0,005	DS-T20T
18T16030T6RN04	16	10	6,65	3	3	0,4	-	T6	6	0,008	DS-T25T
18T16040T6RN04	16	10	6,65	4	3	0,4	-	T6	6	0,010	DS-T25T
18T16520T6RN04	16,5	10	6,65	2	3,25	0,4	-	T6	6	0,006	DS-T25T
18T16530T6RN04	16,5	10	6,65	3	3,25	0,4	-	T6	6	0,008	DS-T20T
18T16540T6RN04	16,5	10	6,65	4	3,25	0,4	-	T6	6	0,010	DS-T30T
18T19540T8RN04	19,5	11,8	8	4	3,25	0,4	-	T8	6	0,016	DS-T30T
18T19550T8RN04	19,5	11,8	8	5	3,25	0,4	-	T8	6	0,019	DS-T30T
18T19560T8RN04	19,5	11,8	8	6	3,25	0,4	-	T8	6	0,022	DS-T30T
18T22550T8RN04	22,5	11,8	8	5	4,75	0,4	-	T8	6	0,020	DS-T40L
18T22560T8RN04	22,5	11,8	8	6	4,75	0,4	-	T8	6	0,024	DS-T40L
18T22580T8RN04	22,5	11,8	8	8	4,75	0,4	-	T8	6	0,030	DS-T40L
18T25050T8RN04	25	11,2	8	5	5,9	0,4	-	T8	6	0,029	DS-T50L
18T25060T8RN04	25	11,2	8	6	5,9	0,4	-	T8	6	0,029	DS-T50L
18T25080T8RN04	25	11,2	8	8	5,9	0,4	-	T8	6	0,038	DS-T50L
18T25050TRRN04	25	16,4	11,8	5	4,3	0,4	-	T10	6	0,032	DS-T50L
18T25060TRRN04	25	16,4	11,8	6	4,3	0,4	-	T10	6	0,037	DS-T50L
18T25080TRRN04	25	16,4	11,8	8	4,3	0,4	-	T10	6	0,045	DS-T50L
18T27725TRRN02	27,7	15,7	11,8	2,5	6	0,2	-	T10	6	0,024	DS-T40L
18T27752TRRN02	27,7	15,7	11,8	5,25	6	0,2	-	T10	6	0,039	DS-T40L
18T27799TRRN02	27,7	15,7	11,8	10	6	0,2	-	T10	6	0,064	DS-T40L

① = Screw driver / Tournevis

CHIPSURFER FACE MILL Z=6
FRAISE À SURFACER-DRESSER Z=6

FOR EXCHANGEABLE HEAD SYSTEM
POUR SYSTEME DE TETES INTERCHANGEABLES



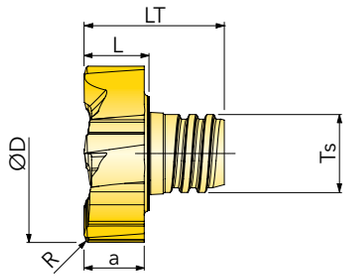

Grade / Nuance	P	M	K	N (K)	S (M)	H (P/K)	D	e8
IN2005	+	+	+		+			

+ Preferred choice / Premier choix O Second choice / Second choix

Designation Réf. de l'article	D	L	a	R	Ts	Z	kg	①
18F12036TQRA02	12	4,4	3,6	0,2	T5	6	0,005	DS-T20T
18F16048T6RA04	16	5,6	4,8	0,4	T6	6	0,010	DS-A00T
18F20060T8RA04	20	6,8	6,0	0,4	T8	6	0,024	DS-T40L
18F25075TRRA04	25	8,4	7,5	0,4	T10	6	0,042	DS-T50L

① = Screw driver / Tournevis

MULTISURFER CUTTER Z=6/8/10
FRAISE MULTIFONCTIONS Z=6/8/10

FOR MULTISURFER
POUR SYSTÈME MULTISURFER



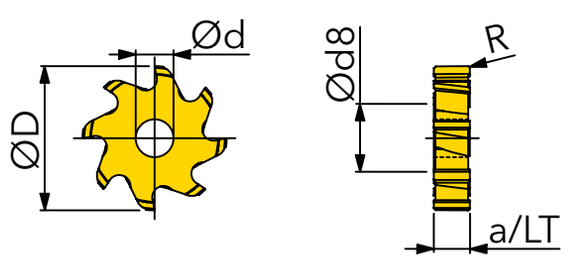

Grade / Nuance	P	M	K	N (K)	S (M)	H (P/K)	D	± 0,05
IN2005	+	+	+		+			

+ Preferred choice / Premier choix O Second choice / Second choix

Designation Réf. de l'article	D	d	d8	LT	a	R	Z	XT	kg
18F24280LPRA04	24,25	7,4	13	8	8	0,4	6	13	0,045
19F31280LQRA04	31,25	8,4	15	8	8	0,4	8	15	0,053
19F39210LRRA04	39,25	9,8	17	10	10	0,4	10	17	0,099

Member IMC Group Ingersoll Cutting Tools

FOR MULTISURFER
POUR SYSTÈME MULTISURFER



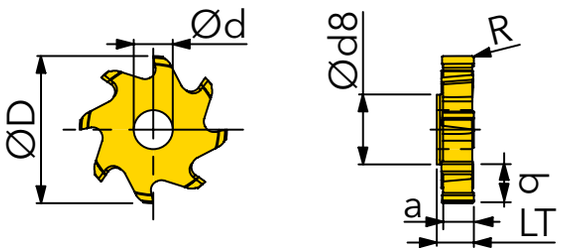

Grade Nuance	P	M	K	$N_{(K)}$	$S_{(M)}$	$H_{(P/K)}$
IN2005	+	+	+		+	O

▼ ▼▼ ▼▼▼

D ± 0,05
d (a) ± 0,03

≤44 HRC

+ Preferred choice / Premier choix O Second choice / Second choix ▼ Roughing / Ebauche ▼▼ Pre-finishing / Semi-finition ▼▼▼ Finishing / Finition

Designation Réf. de l'article	D	d	d8	LT	a	b	R	Z	XT	kg
18T24730LPRN04	24,7	7,5	13	8	3	5,5	0,4	6	13	0,015
18T24740LPRN04	24,7	7,5	13	8	4	5,5	0,4	6	13	0,017
18T24750LPRN04	24,7	7,5	13	8	5	5,5	0,4	6	13	0,020
18T24760LPRN04	24,7	7,5	13	8	6	5,5	0,4	6	13	0,021
18T24770LPRN04	24,7	7,5	13	8	7	5,5	0,4	6	13	0,024
18T24780LPRN04	24,7	7,5	13	8	8	5,5	0,4	6	13	0,025
19T31730LQRN04	31,7	8,4	15	8	3	8	0,4	8	15	0,027
19T31740LQRN04	31,7	8,4	15	8	4	8	0,4	8	15	0,030
19T31750LQRN04	31,7	8,4	15	8	5	8	0,4	8	15	0,036
19T31760LQRN04	31,7	8,4	15	8	6	8	0,4	8	15	0,041
19T31770LQRN04	31,7	8,4	15	8	7	8	0,4	8	15	0,046
19T31780LQRN04	31,7	8,4	15	8	8	8	0,4	8	15	0,051
19T39740LRRN04	39,7	9,8	17	10	4	11	0,4	10	17	0,046
19T39750LRRN04	39,7	9,8	17	10	5	11	0,4	10	17	0,055
19T39760LRRN04	39,7	9,8	17	10	6	11	0,4	10	17	0,064
19T39770LRRN04	39,7	9,8	17	10	7	11	0,4	10	17	0,073
19T39780LRRN04	39,7	9,8	17	10	8	11	0,4	10	17	0,081
19T39790LRRN04	39,7	9,8	17	10	9	11	0,4	10	17	0,091
19T39799LRRN04	39,7	9,8	17	10	10	11	0,4	10	17	0,112

FOR MULTISURFER
POUR SYSTÈME MULTISURFER



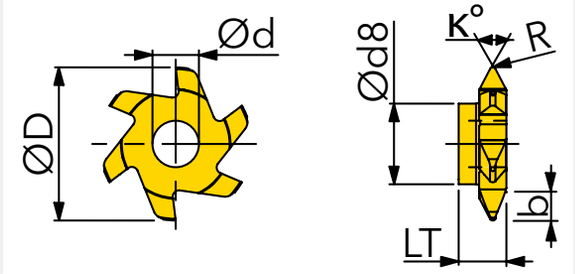

Grade / Nuance	P	M	K	$N_{(K)}$	$S_{(M)}$	$H_{(P/K)}$	▼ / ▼▼ / ▼▼▼	D	± 0,05	≤44 HRC
IN2005	+	+	+		+	O				

+ Preferred choice / Premier choix O Second choice / Second choix ▼ Roughing / Ebauche ▼▼ Pre-finishing / Semi-finition ▼▼▼ Finishing / Finition

Designation Réf. de l'article	D	D min.	d	d8	LT	κ	b	R	P	TPI	Z	XT	kg
18Y24730LPRP60	24,7	36	7,5	13	7,7	60	3,5	0,2	3-5	5-3	6	13	0,015
19Y31740LQRP60	31,7	46	8,4	15	7,7	60	4,7	0,3	4-6	6-4	8	15	0,034
19Y39760LRRP60	39,7	57	9,8	17	9,5	60	6,2	0,4	6-8	4-3	10	17	0,075
18Y24750LPRP55	24,7	36	7,5	13	7,7	55	3,5	0,5	-	5-3	6	13	0,015
19Y31760LQRP55	31,7	46	8,4	15	7,7	55	4,7	0,5	-	6-4	8	15	0,034
19Y39740LRRP60	39,7	57	9,8	17	9,5	60	6,2	0,8	-	4-3	10	17	0,075

ADAPTION ACC. TO DIN 6535 HA / 6535 HB
ATTACHEMENT DIN 6535 HA / 6535 HB



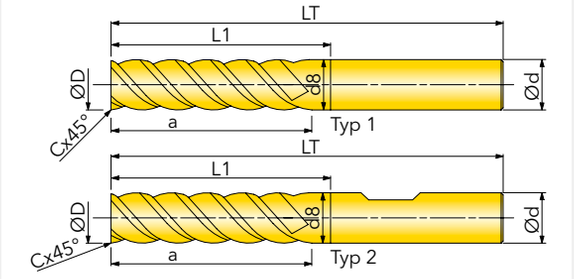

Grade / Nuance	P	M	K	N (K)	S (M)	H (P/K)
IN2005	+	+	+		+	O

D e8
d h6

+ Preferred choice / Premier choix O Second choice / Second choix

Designation Réf. de l'article	D	d	d8	LT	L1	a	C	Typ	Z	kg
47C03008T7RQ010[1)]	3	6	2,8	57	11	8	0,1	1	4	0,019
47C04010T7RQ010[1)]	4	6	3,8	57	14	10	0,15	1	4	0,019
47C05012T7RQ010[1)]	5	6	4,8	57	17	12	0,18	1	4	0,019
47C06014T7RQ020[1)]	6	6	5,8	57	20	14	0,25	1	4	0,020
47C06014WERQ020[2)]	6	6	5,8	57	20	14	0,25	2	4	0,020
47C08018T0RQ030[1)]	8	8	7,8	63	26	18	0,3	1	4	0,039
47C10022T1RQ040[1)]	10	10	9,8	72	32	22	0,4	1	4	0,068
47C12026T2RQ050[1)]	12	12	11,7	83	38	26	0,5	1	4	0,113
47C12026W2RQ050[2)]	12	12	11,7	83	38	26	0,5	2	4	0,112
47C16034T3RQ060[1)]	16	16	15,7	100	50	34	0,6	1	4	0,238
47C16034W3RQ060[2)]	16	16	15,7	100	50	34	0,6	2	4	0,237
47C20042T4RQ060[1)]	20	20	19,7	110	60	42	0,6	1	4	0,395
47C20042W4RQ060	20	20	19,7	110	60	42	0,6	2	4	0,392
47C06015WERQ021[2)]	6	6	-	57	-	15	0,2	2	5	0,020
47C08020T0RQ021[1)]	8	8	-	63	-	20	0,25	1	5	0,040
47C08020W0RQ021[2)]	8	8	-	63	-	20	0,25	2	5	0,039
47C10025T1RQ031[1)]	10	10	-	72	-	25	0,3	1	5	0,069
47C10025W1RQ031[2)]	10	10	-	72	-	25	0,3	2	5	0,068
47C12030T2RQ041[1)]	12	12	-	83	-	30	0,4	1	5	0,113
47C12030W2RQ041[2)]	12	12	-	83	-	30	0,4	2	5	0,112
47C16040T3RQ051[1)]	16	16	-	100	-	40	0,5	1	5	0,236
47C16040W3RQ051[2)]	16	16	-	100	-	40	0,5	2	5	0,233
47C20050T4RQ051[1)]	20	20	-	125	-	50	0,5	1	5	0,463
47C20050W4RQ051[2)]	20	20	-	125	-	50	0,5	2	5	0,459
HPC rougher & finisher unequally spaced / Fraise HPC ébauche & finition à pas inégal										

[1)] DIN 6535 HA / DIN 6535 HA; [2)] DIN 6535 HB / DIN 6535 HB

ADAPTION ACC. TO DIN 6535 HB
ATTACHEMENT DIN 6535 HB



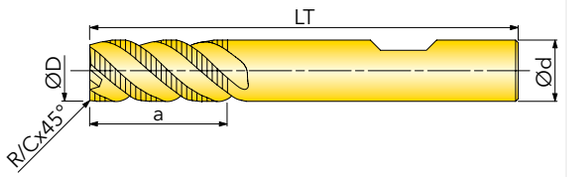

Grade / Nuance	P	M	K	N (K)	S (M)	H (P/K)
IN2005	+	+	+		+	O

D e9
d h6

+ Preferred choice / Premier choix O Second choice / Second choix

Designation Réf. de l'article	D	d	LT	a	R	C	Z	kg
47C05010WERN020	5	6	57	10	-	0,2	4	0,020
47C06012WERN020	6	6	57	12	-	0,25	4	0,020
47C08016W0RN030	8	8	63	16	-	0,3	4	0,039
47C10020W1RN030	10	10	72	20	-	0,35	4	0,068
47C12024W2RN030	12	12	83	24	-	0,35	4	0,112
47D12024W2RN120	12	12	83	24	1,2	-	4	0,113
47C16032W3RN030[1)]	16	16	92	32	-	0,35	5	0,218
48C20040W4RN030[1)]	20	20	104	40	-	0,35	7	0,392

[1)] 5 or 7 flutes no center milling / 5 ou 7 dents pas de coupe au centre

Member IMC Group Ingersoll Cutting Tools

SOLIDCARBIDE 4-7 FLUTE ROUGHERS - 3XD
FRAISE RAVAGEUSE - 3XD-Z4 À Z7

ADAPTION ACC. TO DIN 6535 HB
ATTACHEMENT DIN 6535 HB



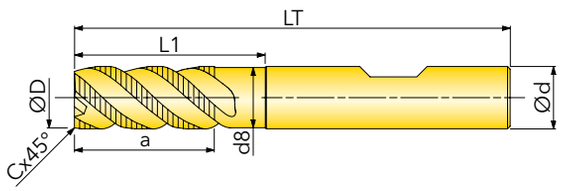

Grade / Nuance	P	M	K	$N_{(K)}$	$S_{(M)}$	$H_{(P/K)}$
IN2005	+	+	+		+	O

D e9
d h6

+ Preferred choice / Premier choix O Second choice / Second choix

Designation Réf. de l'article	D	d	d8	LT	L1	a	C	Z	kg
47C06012WERN021	6	6	5,9	57	18	12	0,25	4	0,020
47C08016W0RN031	8	8	7,8	63	24	16	0,3	4	0,039
47C10020W1RN031	10	10	9,8	72	30	20	0,35	4	0,068
47C12024W2RN031	12	12	11,7	83	36	24	0,35	4	0,112
47C16032W3RN031[1)]	16	16	15,7	100	48	32	0,35	5	0,238
48C20040W4RN031[1)]	20	20	19,7	110	60	40	0,35	7	0,417

[1)] 5 or 7 flutes no center milling / 5 ou 7 dents pas de coupe au centre

SOLIDCARBIDE 4-5 FLUTE ROUGHERS - 4XD
FRAISE RAVAGEUSE - 4XD-Z4 OU Z5

ADAPTION ACC. TO DIN 6535 HB
ATTACHEMENT DIN 6535 HB



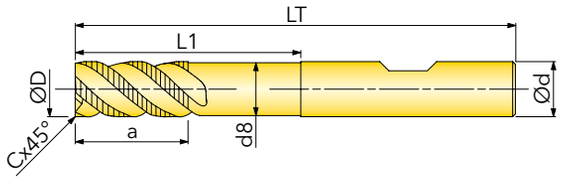

Grade / Nuance	P	M	K	$N_{(K)}$	$S_{(M)}$	$H_{(P/K)}$
IN2005	+	+	+		+	O

D e9
d h6

+ Preferred choice / Premier choix O Second choice / Second choix

Designation Réf. de l'article	D	d	d8	LT	L1	a	C	Z	kg
47C08012W0RN030	8	8	7,8	68	32	12	0,3	4	0,042
47C10015W1RN030	10	10	9,8	80	40	15	0,35	4	0,078
47C12018W2RN030	12	12	11,7	100	48	18	0,35	4	0,142
47C16024W3RN030[1)]	16	16	15,7	115	64	24	0,35	5	0,288

[1)] 5 flutes no center cutting / 5 dents pas de coupe au centre

3 FLUTE SLOT DRILL - DIN 6535HA
FRAISE EN BOUT-Z3-DIN 6535HA

ADAPTION ACC. TO DIN 6535 HA
ATTACHEMENT DIN 6535 HA



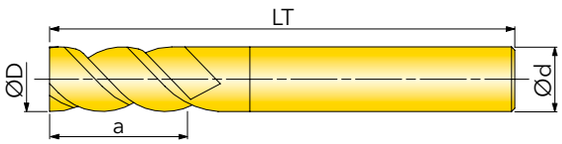

Grade / Nuance	P	M	K	N (K)	S (M)	H (P/K)
IN2005	+	+	+		+	O

D e8
d h6

+ Preferred choice / Premier choix O Second choice / Second choix

Designation Réf. de l'article	D	d	LT	a	Z	kg
46J02007T9RD380	2	3	38	7	3	0,003
46J02007T7RD500	2	6	57	7	3	0,019
46J03010T9RD380	3	3	38	10	3	0,003
46J03010T7RD500	3	6	57	10	3	0,018
46J04012U0RD500	4	4	50	12	3	0,008
46J04012T7RD500	4	6	57	12	3	0,017
46J05014U1RD500	5	5	50	14	3	0,012
46J05014T7RD500	5	6	57	14	3	0,019
46J06016T7RD500	6	6	57	16	3	0,020
46J07016UARD600	7	7	60	16	3	0,029
46J08020T0RD630	8	8	63	20	3	0,039
46J09020U9RD670	9	9	67	20	3	0,045
46J10022T1RD720	10	10	72	22	3	0,069
46J12025T2RD730	12	12	83	25	3	0,115
46J14025U8RD750	14	14	83	25	3	0,155
46J16032T3RD820	16	16	92	32	3	0,218
46J20038T4RD920	20	20	104	38	3	0,382

Member IMC Group Ingersoll Cutting Tools

ADAPTION ACC. TO DIN 6535 HA
ATTACHEMENT DIN 6535 HA



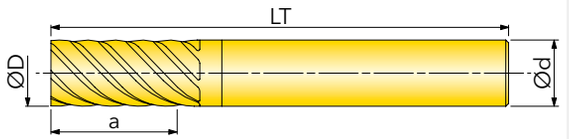

Grade / Nuance	P	M	K	N (K)	S (M)	H (P/K)
IN2005	+	+	+		+	O

D e8
d h6

+ Preferred choice / Premier choix O Second choice / Second choix

Designation Réf. de l'article	D	d	LT	a	Z	kg
48J06016T7RD570	6	6	57	16	6	0,021
48J08020T0RD630	8	8	63	20	6	0,020
48J10022T1RD720	10	10	72	22	6	0,073
48J12025T2RD830	12	12	83	25	6	0,120
48J16032T3RD920	16	16	92	32	6	0,231
48J20038T4RD100	20	20	104	38	6	0,407

ADAPTION ACC. TO DIN 6535 HA
ATTACHEMENT DIN 6535 HA



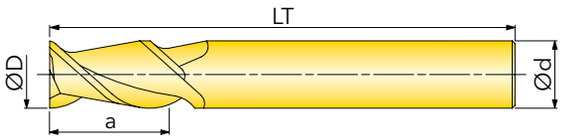

Grade / Nuance	P	M	K	N (K)	S (M)	H (P/K)
IN05S				+		

D h6
d h6

+ Preferred choice / Premier choix O Second choice / Second choix

Designation Réf. de l'article	D	d	LT	a	Z	kg
45J04012T7RD570	4	6	57	12	2	0,018
45J05014T7RD570	5	6	57	14	2	0,019
45J06016T7RD570	6	6	57	16	2	0,019
45J08020T0RD630	8	8	63	20	2	0,037
45J10022T1RD720	10	10	72	22	2	0,066
45J12025T2RD830	12	12	83	25	2	0,109
45J16032T3RD920	16	16	92	32	2	0,205
45J20038T4RD100	20	20	104	38	2	0,354
on request with diamond coating / revêtement diamant sur demande						

Member IMC Group Ingersoll Cutting Tools

ADAPTION ACC. TO DIN 6535 HA
ATTACHEMENT DIN 6535 HA



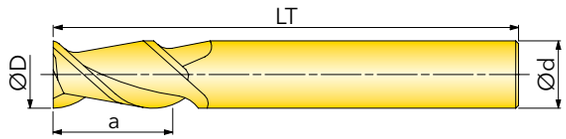

Grade / Nuance	P	M	K	N (K)	S (M)	H (P/K)
IN3305				+		

D h6
d h6

+ Preferred choice / Premier choix O Second choice / Second choix

Designation Réf. de l'article	D	d	LT	a	Z	kg
45J04012T7RD570	4	6	57	12	2	0,018
45J05014T7RD570	5	6	57	14	2	0,019
45J06016T7RD570	6	6	57	16	2	0,019
45J08020T0RD630	8	8	63	20	2	0,037
45J10022T1RD720	10	10	72	22	2	0,066
45J12025T2RD830	12	12	83	25	2	0,109
45J16032T3RD920	16	16	92	32	2	0,205
45J20038T4RD100	20	20	104	38	2	0,354

3 FLUTE END MILL WITH CORNER RADIUS
FRAISE ALU RAYONNÉE Z=3

ADAPTION ACC. TO DIN 6535 HA / 6535 HB
ATTACHEMENT DIN 6535 HA / 6535 HB



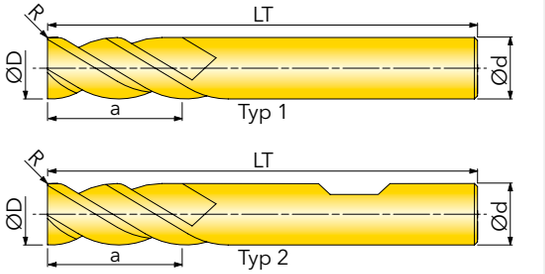

Grade / Nuance	P	M	K	N (K)	S (M)	H (P/K)
IN05S				+		

D h6
d h6

+ Preferred choice / Premier choix O Second choice / Second choix

Designation Réf. de l'article	D	d	LT	a	R	Typ	Z	kg
46D05014T7RD020[1)]	5	6	57	14	0,2	1	3	0,019
46D05014WERD020[2)]	5	6	57	14	0,2	2	3	0,019
46D06016T7RD020[1)]	6	6	57	16	0,2	1	3	0,020
46D06016WERD020[2)]	6	6	57	16	0,2	2	3	0,020
46D08020T0RD020[1)]	8	8	63	20	0,2	1	3	0,038
46D08020W0RD020[2)]	8	8	63	20	0,2	2	3	0,037
46D10022T1RD020[1)]	10	10	72	22	0,2	1	3	0,067
46D10022W1RD020[2)]	10	10	72	22	0,2	2	3	0,066
46D12025T2RD020[1)]	12	12	83	25	0,2	1	3	0,111
46D12025W2RD020[2)]	12	12	83	25	0,2	2	3	0,110
46D16032T3RD020[1)]	16	16	92	32	0,2	1	3	0,211
46D16032W3RD020[2)]	16	16	92	32	0,2	2	3	0,208
46D20038T4RD020[1)]	20	20	104	38	0,2	1	3	0,367
46D20038W4RD020[2)]	20	20	104	38	0,2	2	3	0,368
on request with diamond coating / revêtement diamant sur demande								

[1)] DIN 6535 HA / DIN 6535 HA; [2)] DIN 6535 HB / DIN 6535 HB

Member IMC Group Ingersoll Cutting Tools

3 FLUTE END MILL WITH CORNER RADIUS
FRAISE ALU RAYONNÉE Z=3

ADAPTION ACC. TO DIN 6535 HA / 6535 HB
ATTACHEMENT DIN 6535 HA / 6535 HB



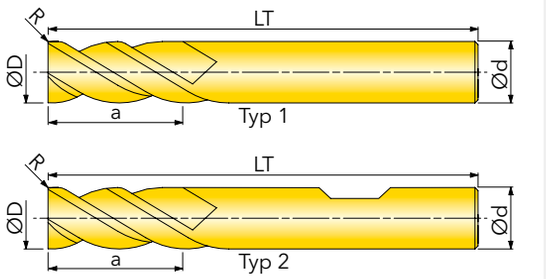

Grade / Nuance	P	M	K	N (K)	S (M)	H (P/K)
IN3305				+		

D h6
d h6

+ Preferred choice / Premier choix O Second choice / Second choix

Designation Réf. de l'article	D	d	LT	a	R	Typ	Z	kg
46D05014T7RD020	5	6	57	14	0,2	1	3	0,019
46D05014WERD020	5	6	57	14	0,2	2	3	0,019
46D06016T7RD020	6	6	57	16	0,2	1	3	0,020
46D06016WERD020	6	6	57	16	0,2	2	3	0,020
46D08020T0RD020	8	8	63	20	0,2	1	3	0,038
46D08020W0RD020	8	8	63	20	0,2	2	3	0,037
46D10022T1RD020	10	10	72	22	0,2	1	3	0,067
46D10022W1RD020	10	10	72	22	0,2	2	3	0,066
46D12025T2RD020	12	12	83	25	0,2	1	3	0,111
46D12025W2RD020	12	12	83	25	0,2	2	3	0,110
46D14030U8RD020	14	14	83	30	0,2	1	3	0,144
46D14030WFRD020	14	14	83	30	0,2	2	3	0,142
46D16032T3RD020	16	16	92	32	0,2	1	3	0,211
46D16032W3RD020	16	16	92	32	0,2	2	3	0,208
46D20038T4RD020	20	20	104	38	0,2	1	3	0,367
46D20038W4RD020	20	20	104	38	0,2	2	3	0,368

ADAPTION ACC. TO DIN 6535 HA
ATTACHEMENT DIN 6535 HA



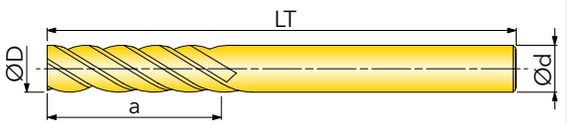

Grade / Nuance	P	M	K	N (K)	S (M)	H (P/K)
IN05S				+		

D h10
d h6

+ Preferred choice / Premier choix O Second choice / Second choix

Designation Réf. de l'article	D	d	LT	a	Z	kg
47J03030T9RB750	3	3	75	30	4	0,006
47J04030U0RB750	4	4	75	30	4	0,011
47J05040U1RB100	5	5	100	40	4	0,024
47J06050T7RB150	6	6	150	50	4	0,053
47J08050T0RB150	8	8	150	50	4	0,094
47J10060T1RB150	10	10	150	60	4	0,140
47J12075T2RB150	12	12	150	75	4	0,200
on request with diamond coating / revêtement diamant sur demande						

Member IMC Group Ingersoll Cutting Tools

ADAPTION ACC. TO DIN 6535 HB
ATTACHEMENT DIN 6535 HB



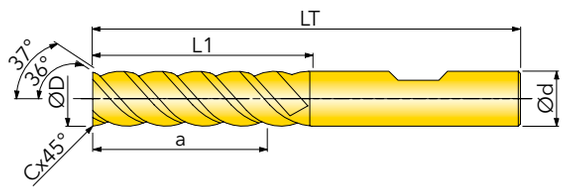

Grade Nuance	P	M	K	$N_{(K)}$	$S_{(M)}$	$H_{(P/K)}$	▼	D	h10
IN2005	+	o	+	o			▼▼▼	d	h6

+ Preferred choice / Premier choix o Second choice / Second choix ▼ Roughing / Ebauche ▼▼ Pre-finishing / Semi-finition ▼▼▼ Finishing / Finition

Designation Réf. de l'article	D	d	LT	L1	a	C	Z
47C06010WERQ012	6	6	54	20	10	0,12	4
47C08012W0RQ016	8	8	58	21	12	0,16	4
47C10014W1RQ020	10	10	66	24	14	0,20	4
47C12016W2RQ024	12	12	73	26	16	0,24	4
47C16022W3RQ032	16	16	82	32	22	0,32	4
47C20026W4RQ040	20	20	92	42	26	0,40	4

ADAPTION ACC. TO DIN 6535 HB
ATTACHEMENT DIN 6535 HB



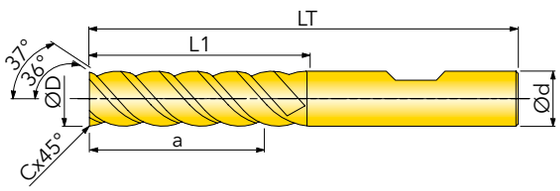

Grade Nuance	P	M	K	$N_{(K)}$	$S_{(M)}$	$H_{(P/K)}$		D	h10
IN2005	+	O	+	O			▼▼▼	d	h6

+ Preferred choice / Premier choix O Second choice / Second choix ▼ Roughing / Ebauche ▼▼ Pre-finishing / Semi-finition ▼▼▼ Finishing / Finition

Designation Réf. de l'article	D	d	LT	L1	a	C	Z
47C06013WERQ012	6	6	57	23	13	0,12	4
47C08021W0RQ016	8	8	63	30	21	0,16	4
47C10022W1RQ020	10	10	72	32	22	0,20	4
47C12026W2RQ024	12	12	83	36	26	0,24	4
47C16036W3RQ040	16	16	92	47	36	0,32	4
47C20041W4RQ040	20	20	104	56	41	0,40	4

Member IMC Group Ingersoll Cutting Tools

ADAPTION ACC. TO DIN 6535 HB
ATTACHEMENT DIN 6535 HB



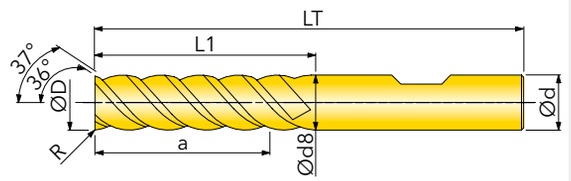

Grade Nuance	P	M	K	$N_{(K)}$	$S_{(M)}$	$H_{(P/K)}$	▼	D	h10
IN2005	+	o	+	o			▼▼▼	d	h6

+ Preferred choice / Premier choix o Second choice / Second choix ▼ Roughing / Ebauche ▼▼ Pre-finishing / Semi-finition ▼▼▼ Finishing / Finition

Designation Réf. de l'article	D	d	LT	L1	a	R	Z
47D06019WERT020	6	6	63	29	19	0,2	4
47D08023W0RT050	8	8	70	33	23	0,5	4
47D10033W1RT050	10	10	81	43	33	0,5	4
47D12037W2RT050	12	12	94	47	37	0,5	4
47D16040W3RT100	16	16	109	56	40	1	4
47D20048W4RT100	20	20	120	64	48	1	4

ADAPTION ACC. TO DIN 1835 B (WELDON)
ATTACHEMENT DIN 1835 B (WELDON)



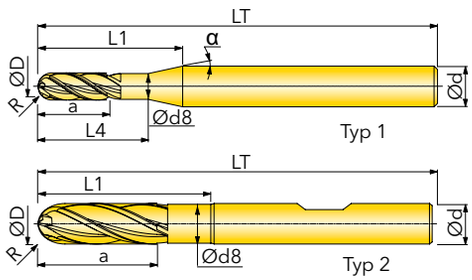

Grade Nuance	P	M	K	$N_{(K)}$	$S_{(M)}$	$H_{(P/K)}$
IN2505	+	+	+		+	O

▼▼
▼▼▼

D	e8
C/R	± 0,005
d	h6








+ Preferred choice / Premier choix O Second choice / Second choix ▼ Roughing / Ebauche ▼▼ Pre-finishing / Semi-finition ▼▼▼ Finishing / Finition

Designation Réf. de l'article	D	d	d8	LT	L1	L4	α	a	R	Typ	Z	kg
47B04010WERC580	4	6	3,8	58	21	16	15	10	2	Typ 1	4	0,02
47B05013WERC580	5	6	4,7	58	21	19	15	13	2,5	Typ 1	4	0,02
47B06013WERC580	6	6	5,6	58	21	-	-	13	3	Typ 2	4	0,02
47B08016W0RC640	8	8	7,6	64	27	-	-	16	4	Typ 2	4	0,04
47B10022W1RC730	10	10	9,6	73	32	-	-	22	5	Typ 2	4	0,07
47B12026W2RC840	12	12	11,6	84	37	-	-	26	6	Typ 2	4	0,10
47B14026WFRC840	14	14	13,6	84	37	-	-	26	7	Typ 2	4	0,20
47B16032W3RC930	16	16	15,6	93	40	-	-	32	8	Typ 2	4	0,30
47B20038W4RC100	20	20	19,6	105	51	-	-	38	10	Typ 2	4	0,40

ADAPTION ACC. TO DIN 6535 HB
ATTACHEMENT DIN 6535 HB



- -



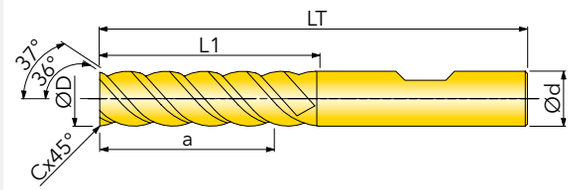

Grade Nuance	P	M	K	$N_{(K)}$	$S_{(M)}$	$H_{(P/K)}$	▼	D	e8
							▼▼		
IN2505	+	o	+		o		▼▼▼	d	h6

+ Preferred choice / Premier choix o Second choice / Second choix ▼ Roughing / Ebauche ▼▼ Pre-finishing / Semi-finition ▼▼▼ Finishing / Finition

Designation Réf. de l'article	D	d	LT	L1	a	C	Z	kg
47C03007WERQ100	3	6	58	10	7	0,10	4	0,020
47C04009WERQ100	4	6	58	16	9	0,10	4	0,019
47C05011WERQ100	5	6	58	19	11	0,10	4	0,021
47C06013WERQ120	6	6	58	20	13	0,12	4	0,021
47C08021W0RQ160	8	8	64	26	21	0,16	4	0,035
47C10022W1RQ200	10	10	73	31	22	0,20	4	0,070
47C12026W2RQ240	12	12	84	38	26	0,24	4	0,112
47C16036W3RQ320	16	16	93	44	36	0,32	4	0,213
47C20041W4RQ400	20	20	105	54	41	0,40	4	0,378

ADAPTION ACC. TO DIN 6535 HB
ATTACHEMENT DIN 6535 HB



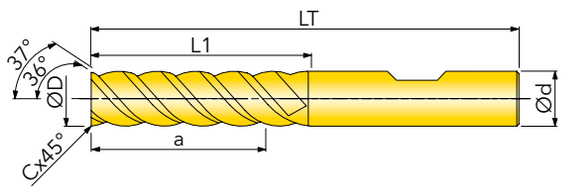

Grade Nuance	P	M	K	$N_{(K)}$	$S_{(M)}$	$H_{(P/K)}$
IN2505	+	O	+		O	

▼ ▼▼ ▼▼▼

D e8
d h6

+ Preferred choice / Premier choix O Second choice / Second choix ▼ Roughing / Ebauche ▼▼ Pre-finishing / Semi-finition ▼▼▼ Finishing / Finition

Designation Réf. de l'article	D	d	LT	L1	a	C	Z	kg
47C03010WERQ100	3	6	58	13	10	0,10	4	0,019
47C04014WERQ100	4	6	58	20	14	0,10	4	0,018
47C05016WERQ100	5	6	58	21	16	0,10	4	0,020
47C06019WERT120	6	6	63	26	19	0,12	4	0,033
47C08023W0RT160	8	8	70	33	23	0,16	4	0,050
47C10033W1RT200	10	10	81	40	33	0,20	4	0,077
47C12037W2RT240	12	12	94	47	37	0,24	4	0,090
47C16040W3RT320	16	16	109	56	40	0,32	4	0,150
47C20048W4RT400	20	20	120	64	48	0,40	4	0,400

Member IMC Group Ingersoll Cutting Tools

ADAPTION ACC. TO DIN 6535 HB
ATTACHEMENT DIN 6535 HB



- -
- -



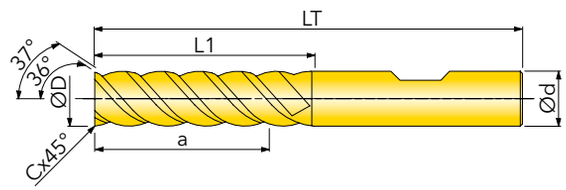

Grade Nuance	P	M	K	$N_{(K)}$	$S_{(M)}$	$H_{(P/K)}$
IN2205	O	+	O		+	

▼ ▼▼ ▼▼▼ — D e8 — d h6

+ Preferred choice / Premier choix O Second choice / Second choix ▼ Roughing / Ebauche ▼▼ Pre-finishing / Semi-finition ▼▼▼ Finishing / Finition

Designation Réf. de l'article	D	d	LT	L1	a	C	Z	kg
47C03007WERQ101	3	6	58	10	7	0,10	4	0,020
47C04009WERQ101	4	6	58	16	9	0,10	4	0,019
47C05011WERQ101	5	6	58	19	11	0,10	4	0,021
47C06013WERQ121	6	6	58	21	13	0,12	4	0,021
47C08021W0RQ161	8	8	64	27	21	0,16	4	0,035
47C10022W1RQ201	10	10	73	32	22	0,20	4	0,070
47C12026W2RQ243	12	12	84	38	26	0,24	4	0,112
47C16036W3RQ321	16	16	93	44	36	0,32	4	0,213
47C20041W4RQ401	20	20	105	54	41	0,40	4	0,378

HPC CUTTER Z=4 (PL) S LONG VERSION
FRAISE HPC Z=4 (PREMIUM LINE) INOX - VERSON LONGUE

ADAPTION ACC. TO DIN 6535 HB
ATTACHEMENT DIN 6535 HB



- -
- -



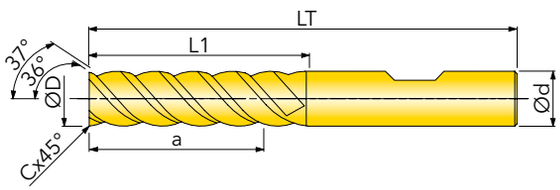

Grade Nuance	P	M	K	$N_{(K)}$	$S_{(M)}$	$H_{(P/K)}$		D	e8
IN2205	O	+	O		+		▼ ▼▼ ▼▼▼	d	h6

+ Preferred choice / Premier choix O Second choice / Second choix ▼ Roughing / Ebauche ▼▼ Pre-finishing / Semi-finition ▼▼▼ Finishing / Finition

Designation Réf. de l'article	D	d	LT	L1	a	C	Z	kg
47C03010WERQ101	3	6	58	13	10	0,10	4	0,019
47C04014WERQ101	4	6	58	20	14	0,10	4	0,018
47C05016WERQ101	5	6	58	21	16	0,10	4	0,020
47C06019WERT121	6	6	63	26	19	0,12	4	0,033
47C08023W0RT161	8	8	70	33	23	0,16	4	0,050
47C10033W1RT201	10	10	81	40	33	0,20	4	0,077
47C12037W2RT241	12	12	94	47	37	0,24	4	0,090
47C16040W3RT321	16	16	109	56	40	0,32	4	0,150
47C20048W4RT401	20	20	120	64	48	0,40	4	0,400

ADAPTION ACC. TO DIN 6535 HB
ATTACHEMENT DIN 6535 HB



- -
- -



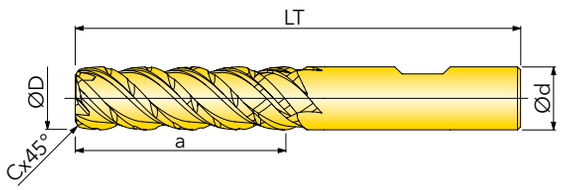

Grade Nuance	P	M	K	$N_{(K)}$	$S_{(M)}$	$H_{(P/K)}$
IN2505	+	o	+			

▼ Roughing / Ebauche
▼▼ Pre-finishing / Semi-finition

D e8
C/R ±0.05
d h6

λ ≤40°

+ Preferred choice / Premier choix
o Second choice / Second choix
▼ Roughing / Ebauche ▼▼ Pre-finishing / Semi-finition ▼▼▼ Finishing / Finition

Designation Réf. de l'article	D	d	LT	a	C	Z	kg
47C06024WERD010	6	6	65	24	0,12	4	0,023
47C08032W0RD020	8	8	76	32	0,16	4	0,046
47C10040W1RD020	10	10	90	40	0,20	4	0,085
47C12044W2RD020	12	12	100	44	0,24	4	0,138
47C16055W3RD030	16	16	109	55	0,32	4	0,260
47C20065W4RD040	20	20	126	65	0,40	4	0,477

ADAPTION ACC. TO DIN 6535 HB
ATTACHEMENT DIN 6535 HB



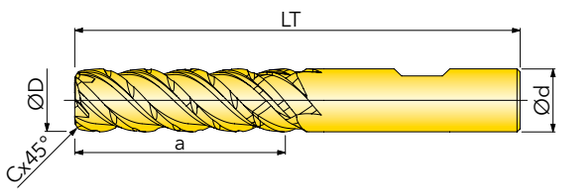

Grade Nuance	P	M	K	$N_{(K)}$	$S_{(M)}$	$H_{(P/K)}$
IN2205	O	+			+	

▼ ▼▼

D e8
C/R ±0.05
d h6

λ ≤ 48°

+ Preferred choice / Premier choix O Second choice / Second choix ▼ Roughing / Ebauche ▼▼ Pre-finishing / Semi-finition ▼▼▼ Finishing / Finition

Designation Réf. de l'article	D	d	LT	a	C	Z	kg
47C06024WERD012	6	6	65	24	0,12	4	0,023
47C08032W0RD022	8	8	76	32	0,16	4	0,046
47C10040W1RD022	10	10	90	40	0,20	4	0,085
47C12044W2RD022	12	12	100	44	0,24	4	0,138
47C16055W3RD032	16	16	109	55	0,32	4	0,260
47C20065W4RD042	20	20	126	65	0,40	4	0,477

ADAPTION ACC. TO DIN 6535 HB
ATTACHEMENT DIN 6535 HB



- -
- -



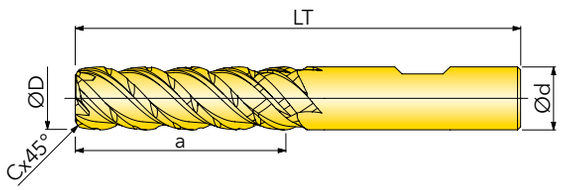

Grade Nuance	P	M	K	$N_{(K)}$	$S_{(M)}$	$H_{(P/K)}$
IN2505	+	o	+			

▼ Roughing / Ebauche
▼▼ Pre-finishing / Semi-finition

D e8
C/R ±0.05
d h6

+ Preferred choice / Premier choix o Second choice / Second choix ▼ Roughing / Ebauche ▼▼ Pre-finishing / Semi-finition ▼▼▼ Finishing / Finition

Designation Réf. de l'article	D	d	LT	a	C	Z	kg
47C06024WERD011	6	6	65	24	0,12	5	0,023
47C08032W0RD021	8	8	76	32	0,16	5	0,048
47C10040W1RD021	10	10	90	40	0,20	5	0,083
47C12044W2RD021	12	12	100	44	0,24	5	0,137
47C16055W3RD031	16	16	109	55	0,32	5	0,271
47C20065W4RD041	20	20	126	65	0,40	5	0,487

ADAPTION ACC. TO DIN 6535 HB
ATTACHEMENT DIN 6535 HB



- -



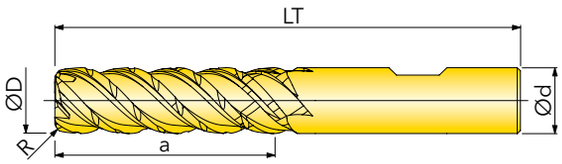

Grade Nuance	P	M	K	$N_{(K)}$	$S_{(M)}$	$H_{(P/K)}$
IN2505	+	o	+			

▼ ▼▼

D e8
C/R ±0.05
d h6

+ Preferred choice / Premier choix o Second choice / Second choix ▼ Roughing / Ebauche ▼▼ Pre-finishing / Semi-finition ▼▼▼ Finishing / Finition

Designation Réf. de l'article	D	d	LT	a	R	Z	kg
47D10055T1RN030	10	10	107	55	0,3	5	0,098
47D12063T2RN050	12	12	120	63	0,5	5	0,164
47D16085T3RN100	16	16	150	85	1	5	0,330
47D20099W4RN100	20	20	185	105	1	5	0,584

Member IMC Group Ingersoll Cutting Tools

ADAPTION ACC. TO DIN 6535 HA
ATTACHEMENT DIN 6535 HA

4 flutes for a high stock removal rate (general roughing operations up to 58 HRC). Short tool lengths make these ideal for HSC finishing operations too.
Débit copeaux élevé grâce aux 4 goujures (opérations d'ébauche générale jusqu'à 58 HRC). Ces outils courts sont aussi idéaux pour la finition à grande vitesse.



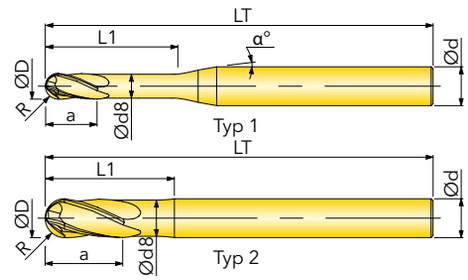

Grade Nuance	P	M	K	$N_{(K)}$	$S_{(M)}$	$H_{(P/K)}$
IN2006	+	o	+		o	+

▼ ▼▼▼

D 0/-0.02
C/R ± 0.01
d h6

+ Preferred choice / Premier choix o Second choice / Second choix ▼ Roughing / Ebauche ▼▼ Pre-finishing / Semi-finition ▼▼▼ Finishing / Finition

Designation Réf. de l'article	D	d	d8	LT	L1	α	a	R	Typ	Z
INRAP040.200.012Z4	4	6	3,7	60	12	10	5	2	1	4
INRAP040.200.020Z4	4	6	3,7	60	20	10	5	2	1	4
INRAP060.300.020Z4	6	6	5,6	60	20	10	10	3	2	4
INRAP060.300.030Z4	6	6	5,6	80	30	10	10	3	2	4
INRAP080.400.026Z4	8	8	7,4	75	26	10	12	4	2	4
INRAP080.400.040Z4	8	8	7,4	100	40	10	12	4	2	4
INRAP100.500.028Z4	10	10	9,2	75	28	10	16	5	2	4
INRAP100.500.040Z4	10	10	9,2	100	40	10	16	5	2	4
INRAP120.600.030Z4	12	12	11	100	30	10	16	6	2	4

HIGH-SPEED END MILL, Z=3
FRAISE TORIQUE UGV AVEC ARROSAGE INTÉGRÉ, Z=3 - SUPER ALLIAGES

ADAPTION ACC. TO DIN 6535 HA
ATTACHEMENT DIN 6535 HA

High stock removal rate on soft and tough materials such as titanium and nickel alloys. Solid carbide end mill with through-the-tool coolant.
Débit copeaux élevé dans les matériaux collants et tenaces, par ex. les alliages de nickel et de titane. Fraise en bout carbure monobloc avec arrosage intégré.



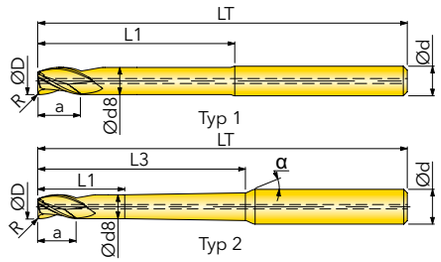

Grade Nuance	P	M	K	$N_{(K)}$	$S_{(M)}$	$H_{(P/K)}$		D	0/-0.02
IN2005	+	o	o		o	+		d	h6

+ Preferred choice / Premier choix o Second choice / Second choix ▼ Roughing / Ebauche ▼▼ Pre-finishing / Semi-finition ▼▼▼ Finishing / Finition

Designation Réf. de l'article	D	d	d8	LT	L1	L3	α	a	R	Typ	Z	IK
INCO0040.028.010Z3	4	6	3,6	60	10	-	-	4	0,28	1	3	✓
INCO0040.028.020Z3	4	6	3,6	60	20	-	-	4	0,28	1	3	✓
INCO0040.028.040Z3K17	4	6	3,6	80	12	40	1,7	4	0,28	2	3	✓
INCO0040.028.012Z3K14	4	6	3,6	100	12	64	1,4	4	0,28	2	3	✓
INCO0050.035.025Z3	5	6	4,5	60	25	-	-	6	0,35	1	3	✓
INCO0050.035.040Z3	5	6	4,5	75	40	-	-	6	0,35	1	3	✓
INCO0060.042.025Z3	6	6	5,5	60	25	-	-	6	0,42	1	3	✓
INCO0060.042.040Z3	6	6	5,5	75	40	-	-	6	0,42	1	3	✓
INCO0060.042.060Z3	6	6	5,5	100	60	-	-	6	0,42	1	3	✓
INCO0060.042.020Z3K24	6	8	5,6	85	20	40	2,4	6	0,42	2	3	✓
INCO0060.042.020Z3K16	6	8	5,5	100	20	65	1,6	6	0,42	2	3	✓
INCO0060.042.015Z3K24	6	10	5,8	120	15	65	1,5	6	0,42	2	3	✓
INCO0080.056.030Z3	8	8	7,5	65	30	-	-	8	0,56	1	3	✓
INCO0080.056.060Z3	8	8	7,5	100	60	-	-	8	0,56	1	3	✓
INCO0080.056.020Z3K20	8	10	7,6	100	20	45	2,0	8	0,56	2	3	✓
INCO0080.056.020Z3K16	8	10	7,6	120	20	65	1,6	8	0,56	2	3	✓
INCO0100.070.040Z3	10	10	9,6	75	40	-	-	8	0,7	1	3	✓
INCO0120.080.050Z3	12	12	11,6	125	50	-	-	8	0,8	1	3	✓

R (Programming radius) / R (Rayon programmé)

ADAPTION ACC. TO DIN 6535 HA / 6535 HB
ATTACHEMENT DIN 6535 HA / 6535 HB

Ideal for roughing and finishing in a wide variety of materials. Variable pitch and variable helix angle.
Fraise idéale pour l'ébauche et la finition de toutes sortes de matériaux. Pas et angle d'hélice variables.



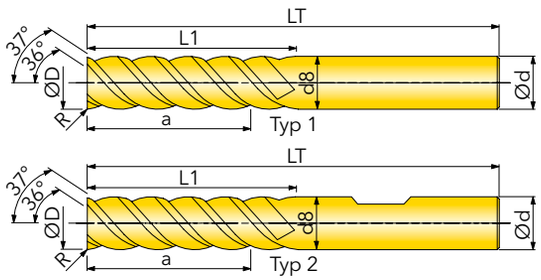

Grade / Nuance	P	M	K	$N_{(K)}$	$S_{(M)}$	$H_{(P/K)}$
IN2005	+	o	+		o	o

▼ ▼▼▼

D h10
C/R ± 0.05
d h6

≤54 HRC

+ Preferred choice / Premier choix o Second choice / Second choix ▼ Roughing / Ebauche ▼▼ Pre-finishing / Semi-finition ▼▼▼ Finishing / Finition

Designation Réf. de l'article	D	d	d8	LT	L1	a	R	Typ	Z
INNOV060.010.019Z4C	6	6	5,6	55	19	13	0,1	1	4
INNOV060.010.025Z4C	6	6	5,6	61	25	10	0,1	1	4
INNOV060.010.019Z4W	6	6	5,6	55	19	13	0,1	2	4
INNOV060.010.025Z4W	6	6	5,6	61	25	10	0,1	2	4
INNOV080.010.025Z4C	8	8	7,5	61	25	17	0,1	1	4
INNOV080.010.033Z4C	8	8	7,5	69	33	13	0,1	1	4
INNOV080.010.025Z4W	8	8	7,5	61	25	17	0,1	2	4
INNOV080.010.033Z4W	8	8	7,5	69	33	13	0,1	2	4
INNOV100.010.032Z4C	10	10	9,5	72	32	22	0,1	1	4
INNOV100.010.032Z4W	10	10	9,5	72	32	22	0,1	2	4
INNOV100.010.042Z4W	10	10	9,5	82	42	17	0,1	2	4
INNOV120.020.038Z4C	12	12	11,5	83	38	26	0,2	1	4
INNOV120.020.050Z4C	12	12	11,5	95	50	20	0,2	1	4
INNOV120.020.038Z4W	12	12	11,5	83	38	26	0,2	2	4
INNOV120.020.050Z4W	12	12	11,5	95	50	20	0,2	2	4
INNOV160.020.050Z4W	16	16	15,5	98	50	34	0,2	2	4
INNOV160.020.066Z4W	16	16	15,5	114	66	26	0,2	2	4
INNOV200.020.062Z4C	20	20	19,5	112	62	42	0,2	1	4
INNOV200.020.082Z4C	20	20	19,5	132	82	32	0,2	1	4
INNOV200.020.062Z4W	20	20	19,5	112	62	42	0,2	2	4
INNOV200.020.082Z4W	20	20	19,5	132	82	32	0,2	2	4

HPC END MILL, Z=5
FRAISE EN BOUT À GÉOMÉTRIE HPC, Z=5

ADAPTION ACC. TO DIN 6535 HA / 6535 HB
ATTACHEMENT DIN 6535 HA / 6535 HB



Ideal for roughing and finishing in a wide variety of materials. Variable pitch and variable helix angle.
Fraise idéale pour l'ébauche et la finition de toutes sortes de matériaux. Pas et angle d'hélice variables.



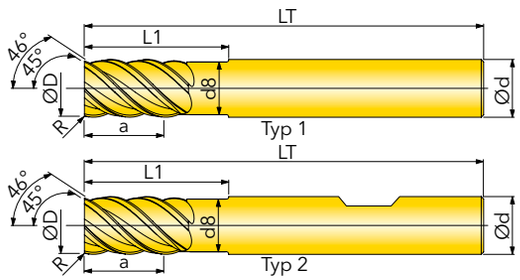

Grade / Nuance	P	M	K	N (K)	S (M)	H (P/K)
IN2005	+	o	+		o	o

▼ ▼▼▼

D	h10
C/R	± 0.05
d	h6

+ Preferred choice / Premier choix o Second choice / Second choix ▼ Roughing / Ebauche ▼▼ Pre-finishing / Semi-finition ▼▼▼ Finishing / Finition

Designation Réf. de l'article	D	d	d8	LT	L1	a	R	Typ	Z
INNOV060.010.019Z5C	6	6	5,6	55	19	13	0,1	1	5
INNOV060.010.025Z5C	6	6	5,6	61	25	10	0,1	1	5
INNOV080.010.025Z5C	8	8	7,5	61	25	17	0,1	1	5
INNOV080.010.025Z5W	8	8	7,5	61	25	17	0,1	2	5
INNOV100.010.032Z5C	10	10	9,5	72	32	22	0,1	1	5
INNOV100.010.042Z5C	10	10	9,5	82	42	17	0,1	1	5
INNOV100.010.032Z5W	10	10	9,5	72	32	22	0,1	2	5
INNOV120.020.038Z5C	12	12	11,5	83	38	26	0,2	1	5
INNOV120.020.038Z5W	12	12	11,5	83	38	26	0,2	2	5
INNOV120.020.050Z5W	12	12	11,5	95	50	20	0,2	2	5
INNOV160.020.050Z5C	16	16	15,5	98	50	34	0,2	1	5
INNOV160.020.050Z5W	16	16	15,5	98	50	34	0,2	2	5
INNOV160.020.066Z5W	16	16	15,5	114	66	26	0,2	2	5
INNOV200.020.062Z5C	20	20	19,5	112	62	42	0,2	1	5
INNOV200.020.082Z5C	20	20	19,5	132	82	32	0,2	1	5
INNOV200.020.082Z5W	20	20	19,5	132	82	32	0,2	2	5
INNOV250.040.070Z5C	25	25	24,5	121	70	50	0,4	1	5
INNOV250.040.095Z5C	25	25	24,5	150	95	40	0,4	1	5












ADAPTION ACC. TO DIN 6535 HA / 6535 HB
ATTACHEMENT DIN 6535 HA / 6535 HB

Special developed HPC-geometry for rough and finish milling of stainless steel and titanium. Irregular division / unequal helix angle
Géométrie HPC développée spécialement pour l'ébauche et la finition des matériaux Inoxydables et du Titane. Hélice et Pas décalés



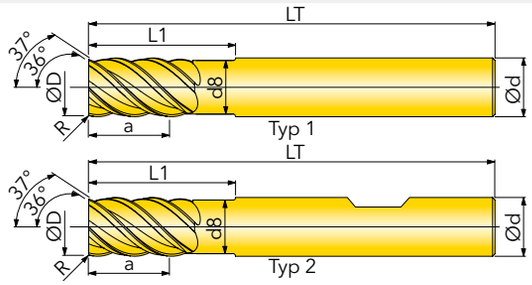

Grade / Nuance	P	M	K	N (K)	S (M)	H (P/K)
IN2005	O	+	O		+	

▼ ▼▼ ▼▼▼

D h10
C/R ± 0.02
d h6

54 HRC

+ Preferred choice / Premier choix O Second choice / Second choix ▼ Roughing / Ebauche ▼▼ Pre-finishing / Semi-finition ▼▼▼ Finishing / Finition

Designation Réf. de l'article	D	d	d8	LT	L1	a	R	Typ	Z	kg
INNOT050.020.020Z4C	5	6	4,9	57	20	13	0,2	1	4	0,020
INNOT050.050.020Z4C	5	6	4,9	57	20	13	0,5	1	4	0,020
INNOT060.020.025Z4C	6	6	5,9	57	25	14	0,2	1	4	0,021
INNOT060.050.025Z4C	6	6	5,9	57	25	14	0,5	1	4	0,021
INNOT060.100.025Z4C	6	6	5,9	57	25	14	1	1	4	0,021
INNOT060.200.025Z4C	6	6	5,9	57	25	14	2	1	4	0,021
INNOT080.030.032Z4W	8	8	7,8	68	32	18	0,3	2	4	0,040
INNOT080.080.032Z4C	8	8	7,8	68	32	18	0,8	1	4	0,040
INNOT080.100.032Z4C	8	8	7,8	68	32	18	1	1	4	0,040
INNOT080.200.032Z4C	8	8	7,8	68	32	18	2	1	4	0,040
INNOT080.300.032Z4C	8	8	7,8	68	32	18	3	1	4	0,040
INNOT100.080.032Z4C	10	10	9,8	72	32	22	0,8	1	4	0,070
INNOT100.100.032Z4C	10	10	9,8	72	32	22	1	1	4	0,070
INNOT100.200.032Z4C	10	10	9,8	72	32	22	2	1	4	0,070
INNOT100.300.032Z4C	10	10	9,8	72	32	22	3	1	4	0,070
INNOT120.080.038Z4C	12	12	11,7	83	38	26	0,8	1	4	0,110
INNOT120.100.038Z4C	12	12	11,7	83	38	26	1	1	4	0,110
INNOT120.200.038Z4C	12	12	11,7	83	38	26	2	1	4	0,110
INNOT120.300.038Z4C	12	12	11,7	83	38	26	3	1	4	0,110
INNOT120.400.038Z4C	12	12	11,7	83	38	26	4	1	4	0,110
INNOT120.400.038Z4W	12	12	11,7	83	38	26	4	2	4	0,110
INNOT140.080.038Z4C	14	14	13,7	83	38	30	0,8	1	4	0,200
INNOT140.300.038Z4C	14	14	13,7	83	38	30	3	1	4	0,200
INNOT160.100.050Z4W	16	16	15,7	100	50	34	1	2	4	0,300
INNOT160.200.050Z4C	16	16	15,7	100	50	34	2	1	4	0,300
INNOT160.300.050Z4C	16	16	15,7	100	50	34	3	1	4	0,300
INNOT160.400.050Z4W	16	16	15,7	100	50	34	4	2	4	0,300
INNOT160.500.050Z4C	16	16	15,7	100	50	34	5	1	4	0,300
INNOT200.100.062Z4W	20	20	19,7	112	62	42	1	2	4	0,450
INNOT200.200.062Z4C	20	20	19,7	112	62	42	2	1	4	0,450
INNOT200.200.062Z4W	20	20	19,7	112	62	42	2	2	4	0,450
INNOT200.250.062Z4C	20	20	19,7	112	62	42	2,5	1	4	0,450
INNOT200.300.062Z4C	20	20	19,7	112	62	42	3	1	4	0,450
INNOT200.400.062Z4C	20	20	19,7	112	62	42	4	1	4	0,450
INNOT200.400.062Z4W	20	20	19,7	112	62	42	4	2	4	0,450
INNOT250.300.069Z4C	25	25	24,7	125	69	50	3	1	4	0,775

Member IMC Group Ingersoll Cutting Tools

Designation Réf. de l'article	D	d	d8	LT	L1	a	R	Typ	Z	kg
INNOT250.400.069Z4C	25	25	24,7	125	69	50	4	1	4	0,775
Shaft version in DIN6535HA/HB, different corner radii and tool lengths on request! / Queue disponible en version DIN6535HA/HB, autres rayons et longueurs sur demande.										

HPC TITANIUM END MILL Z=5
FRAISE HPC POUR L'USINAGE DU TITANE Z=5

ADAPTION ACC. TO DIN 6535 HA / 6535 HB
ATTACHEMENT DIN 6535 HA / 6535 HB

Special developed HPC-geometry for rough and finish milling of stainless steel and titanium. Irregular division / unequal helix angle.
Géométrie HPC développée spécialement pour l'ébauche et la finition des matériaux Inoxydables et du Titane. Hélice et Pas décalés.



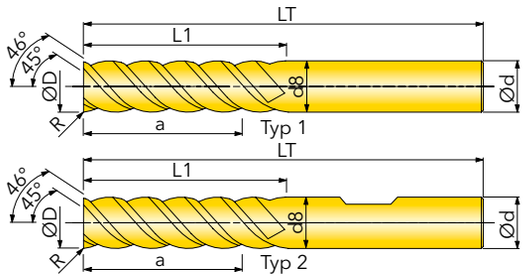

Grade Nuance	P	M	K	$N_{(K)}$	$S_{(M)}$	$H_{(P/K)}$
IN2005	O	+	O		+	

▼ ▼▼ ▼▼▼

D	h10
C/R	± 0.02
d	h6

+ Preferred choice / Premier choix O Second choice / Second choix ▼ Roughing / Ebauche ▼▼ Pre-finishing / Semi-finition ▼▼▼ Finishing / Finition

Designation Réf. de l'article	D	d	d8	LT	L1	a	R	Typ	Z	kg
INNOT060.010.019Z5C	6	6	5,6	55	19	13	0,1	1	5	0,019
INNOT080.010.025Z5C	8	8	7,5	61	25	17	0,1	1	5	0,030
INNOT100.010.033Z5C	10	10	9,5	72	33	22	0,1	1	5	0,070
INNOT120.020.038Z5C	12	12	11,5	83	38	26	0,2	1	5	0,110
INNOT160.020.050Z5C	16	16	15,5	98	50	34	0,2	1	5	0,300
INNOT160.020.050Z5W	16	16	15,5	98	50	34	0,2	2	5	0,300
INNOT200.020.062Z5C	20	20	19,5	112	62	42	0,2	1	5	0,450
INNOT200.020.062Z5W	20	20	19,5	112	62	42	0,2	2	5	0,450

Shaft version in DIN6535HA/HB , different corner radii and tool lengths on request! / Queue disponible en version DIN6535HA/HB, autres rayons et longueurs sur demande.

ADAPTION ACC. TO DIN 6535 HA
ATTACHEMENT DIN 6535 HA

Special roughing end mill in serrated geometry for aluminum machining with internal coolant.
Fraise à géométrie ravageuse avec arrosage par le centre pour l'usinage de l'Aluminium.



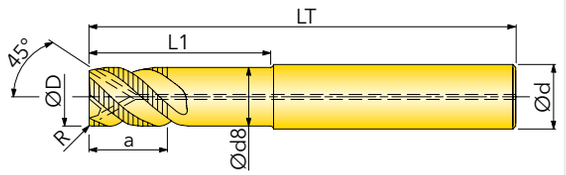

Grade Nuance	P	M	K	N (K)	S (M)	H (P/K)
IN1205				+		

D e8
C/R ± 0.05
d h6

+ Preferred choice / Premier choix O Second choice / Second choix ▼ Roughing / Ebauche ▼▼ Pre-finishing / Semi-finition ▼▼▼ Finishing / Finition

Designation Réf. de l'article	D	d	d8	LT	L1	a	R	Z	IK	kg
INNOV080.020.041Z3CCB	8	8	7,5	83	41	12	0,2	3	✓	0,080
INNOV100.020.041Z3CCB	10	10	9,1	83	41	12	0,2	3	✓	0,090
INNOV100.200.041Z3CCB	10	10	9,1	83	41	12	2	3	✓	0,090
INNOV120.020.041Z3CCB	12	12	11	87	41	12	0,2	3	✓	0,130
INNOV120.200.041Z3CCB	12	12	11	87	41	12	2	3	✓	0,130
INNOV120.400.041Z3CCB	12	12	11	87	41	12	4	3	✓	0,130
INNOV160.200.047Z3CCB	16	16	15	97	47	14	2	3	✓	0,250
INNOV160.020.060Z3CCB	16	16	15	109	60	14	0,2	3	✓	0,300
INNOV160.200.060Z3CCB	16	16	15	109	60	14	2	3	✓	0,300
INNOV160.400.060Z3CCB	16	16	15	109	60	14	4	3	✓	0,300
INNOV200.020.060Z3CCB	20	20	18,8	111	60	17	0,2	3	✓	0,430
INNOV200.200.060Z3CCB	20	20	18,8	111	60	17	2	3	✓	0,430
INNOV200.400.060Z3CCB	20	20	18,8	111	60	17	4	3	✓	0,430
INNOV200.400.100Z3CCB	20	20	18,8	150	100	30	4	3	✓	0,430

Shaft version in DIN6535 B , different corner radii and tool lengths on request!. / Queue disponible en version DIN6535 B, autres rayons et longueurs sur demande.

HPC END MILL Z=3 (ALU)
FRAISE HPC Z=3 POUR L'USINAGE DE L'ALUMINIUM

ADAPTION ACC. TO DIN 6535 HA
ATTACHEMENT DIN 6535 HA

Special developed HPC-geometry for rough and finish milling of aluminum. Irregular division with internal coolant, reduced shaft diameter behind the effective cutting edge.
Géométrie HPC développée spécialement pour l'ébauche et la finition de l'Aluminium. Pas décalés avec arrosage par le centre, Queue dégagée.



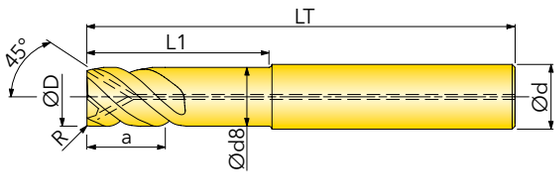

Grade Nuance	P	M	K	N (K)	S (M)	H (P/K)
IN05S				+		

▼ Roughing / Ebauche
▼▼ Pre-finishing / Semi-finition
▼▼▼ Finishing / Finition

D h6
C/R ± 0.05
d h6

λ = 45°

+ Preferred choice / Premier choix
O Second choice / Second choix

Designation Réf. de l'article	D	d	d8	LT	L1	a	R	Z	IK	kg
INNOV080.020.040Z3C	8	8	7,5	79	40	12	0,2	3	✓	0,06
INNOV080.200.041Z3C	8	8	7,5	79	41	12	2	3	✓	0,06
INNOV100.020.041Z3C	10	10	9,1	83	41	15	0,2	3	✓	0,09
INNOV100.200.041Z3C	10	10	9,1	83	41	15	2	3	✓	0,09
INNOV120.020.041Z3C	12	12	11,0	88	41	18	0,2	3	✓	0,15
INNOV120.200.041Z3C	12	12	11,0	88	41	18	2	3	✓	0,13
INNOV120.400.041Z3C	12	12	11,0	88	41	18	4	3	✓	0,13
INNOV160.050.060Z3C	16	16	15,3	109	60	40	0,5	3	✓	0,26
INNOV160.200.060Z3C	16	16	15,3	109	60	40	2	3	✓	0,26
INNOV160.400.060Z3C	16	16	15,3	109	60	40	4	3	✓	0,30
INNOV160.200.065Z3C	16	16	15,3	114	65	24	2	3	✓	0,35
INNOV200.020.065Z3C	20	20	18,8	115	65	30	0,2	3	✓	0,43
INNOV200.200.060Z3C	20	20	18,8	110	60	30	2	3	✓	0,43
INNOV200.020.100Z3C	20	20	18,8	150	100	30	0,2	3	✓	0,53

Shaft version in DIN6535 B, different corner radii and tool lengths on request! / Queue disponible en version DIN6535 B, autres rayons et longueurs sur demande.

ADAPTION ACC. TO DIN 6535 HA
ATTACHEMENT DIN 6535 HA

High material removal for machining nickel-based alloys like Inconel.
Grand débit copeaux dans l'usinage des alliages à base Nickel tel que l'Inconel Fraise Grande Avance Céramique



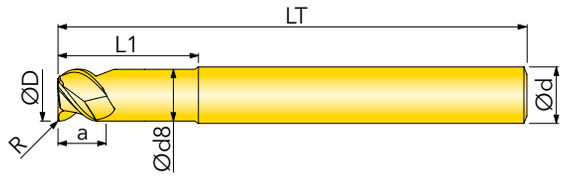

Grade Nuance	P	M	K	$N_{(K)}$	$S_{(M)}$	$H_{(P/K)}$
IN75N			+		+	

▼

D 0/-0,02
d h6

+ Preferred choice / Premier choix O Second choice / Second choix ▼ Roughing / Ebauche ▼▼ Pre-finishing / Semi-finition ▼▼▼ Finishing / Finition

Designation Réf. de l'article	D	d	d8	LT	L1	a	R	Z	kg
INCER060.042.015Z3	6	6	5,5	50	15	6	0,42	3	0,010
INCER080.056.020Z3	8	8	7,5	57	20	8	0,56	3	0,036
INCER100.070.025Z3	10	10	9,5	65	25	8	0,70	3	0,064
INCER120.110.030Z3	12	12	11,5	72	30	10	1,10	3	0,101
INCER160.190.035Z3	16	16	15,5	83	35	12	1,90	3	0,200

R (Programming radius) / R (Rayon de programmation)

BORING TOOLS / OUTILS D'ALÉSAGE

	D	a	Description	Code / Série	Page
	12 - 25,9	3D	TWISTSFEED Head changeable Drill 3D Ø12,0-Ø25,9 Z=3 (B) Foret à embout 3D Ø12,0-Ø25,9 Z=3 (B)		374
	12 - 25,9	3D	TWISTSFEED Head changeable Drill 3D Ø12,0-Ø25,9 Z=3 (A) Foret à embout 3D Ø12,0-Ø25,9 Z=3 (A)		375
	12 - 25,9	5D	TWISTSFEED Head changeable Drill 5D Ø12,0-Ø25,9 Z=3 (B) Foret à embout 5D Ø12,0-Ø25,9 Z=3 (B)		376
	12 - 25,9	5D	TWISTSFEED Head changeable Drill 5D Ø12,0-Ø25,9 Z=3 (A) Foret à embout 5D Ø12,0-Ø25,9 Z=3 (A)		377
	12 - 25,9	8D	TWISTSFEED Head changeable Drill 8D Ø12,0-Ø25,9 Z=3 (A) Foret à embout 8D Ø12,0-Ø25,9 Z=3 (A)		378
	12 - 25	8D	TWISTSFEED Head changeable Drill 8D Ø12,0-Ø25,9 Z=3 (B) Foret à embout 8D Ø12,0-Ø25,9 Z=3 (B)		379
	4 - 12	3D	SOLIDDRILL³ Solid Carbide Drill 3D Z=3 Ø4,0-12,0 Foret carbure monobloc 3D Z=3 Ø4,0-12,0		382
	4 - 12	5D	SOLIDDRILL³ Solid Carbide Drill 5D Z=3 Ø4,0-12,0 Foret carbure monobloc 5D Z=3 Ø4,0-12,0		383
	4 - 12	8D	SOLIDDRILL³ Solid Carbide Drill 8D Z=3 Ø4,0-12,0 Foret carbure monobloc 8D Z=3 Ø4,0-12,0		384
	4 - 12	3D	SOLIDDRILL³ Solid Carbide Drill 3D Z=3 Ø4,0-12,0 (flat ground) Foret carbure monobloc 3D Z=3 Ø4,0-12,0 (fond plat)		385
	4 - 12	5D	SOLIDDRILL³ Solid Carbide Drill 5D Z=3 Ø4,0-12,0 (flat ground) Foret carbure monobloc 5D Z=3 Ø4,0-12,0 (fond plat)		386
	4 - 5,9	3D	GOLDTWIST Head changeable Drill 3D Ø4,0-Ø5,9 (A) Foret à embout 3D Ø4,0-Ø5,9 (A)		387
	4 - 5,9	5D	GOLDTWIST Head changeable Drill 5D Ø4,0-Ø5,9 (A) Foret à embout 5D Ø4,0-Ø5,9 (A)		388
	6 - 25,9	1,5D	GOLDTWIST Head changeable Drill 1,5D Ø6,0-Ø25,9 Foret à embout 1,5D Ø6,0-Ø25,9		389

Subject to printing error or technical changes. / Sous réserve d'erreurs d'impression ou de modifications techniques.

BORING TOOLS / OUTILS D'ALÉSAGE

	D	a	Description	Code / Série	Page
	6 - 25,9	3D	GOLDTWIST Head changeable Drill 3D Ø6,0-Ø25,9 Foret à embout 3D Ø6,0-Ø25,9		390
	6 - 25,9	5D	GOLDTWIST Head changeable Drill 5D Ø6,0-Ø25,9 Foret à embout 5D Ø6,0-Ø25,9		391
	7 - 25,9	8D	GOLDTWIST Head changeable Drill 8D Ø7,0-Ø25,9 Foret à embout 8D Ø7,0-Ø25,9		392
	6 - 25,9	8D	GOLDTWIST Head changeable Drill 8D Ø6,0-Ø25,9 (A) Foret à embout 8D Ø6,0-Ø25,9 (A)		393
	8 - 25,9	12D	GOLDTWIST Head changeable Drill 12D Ø8,0-Ø25,9 Foret à embout 12D Ø8,0-Ø25,9		394
	6,5 - 25,9	-	GOLDTWIST Head changeable chamfer Drill Foret à embout pour avant trou de taraudage		395
	10,2 - 21	2,5D	GOLDTWIST Head changeable step drill 2,5D 2,5D		396
	6 - 20,9	3D	WINTWIST Head changeable Drill 3D ...X Ø6,0-Ø20,9 Foret à embout 3D ...X Ø6,0-Ø20,9		403
	6 - 10,4	2D	WINTWIST Head changeable Drill 2D...T Ø6,0-Ø10,4 Foret à embout 2D...T Ø6,0-Ø10,4		404
	10,0 - 25,9	-	DEEPTWIST Indexable Gun Drill Ø10-25,9 Foret long goujure droite Ø10-25,9		409
	-	-	DEEPTWIST Sleeve with thread connection Manchon avec raccord fileté		410
	-	-	DEEPTWIST Sleeve with thread connection Weldon Manchon weldon avec raccord fileté		410
	20 - 41	3D	SPADETWIST Head changeable Drill 3D Ø20,0-Ø41,0 Foret à lame 3D Ø20,0-Ø41,0		416
	20 - 41	5D	SPADETWIST Head changeable Drill 5D Ø20,0-Ø41,0 Foret à lame 5D Ø20,0-Ø41,0		417

Subject to printing error or technical changes. / Sous réserve d'erreurs d'impression ou de modifications techniques.

BORING TOOLS / OUTILS D'ALÉSAGE

	D	a	Description	Code / Série	Page
	20 - 41	8D	SPADETWIST Head changeable Drill 8D Ø20,0-Ø41,0 Foret à lame 8D Ø20,0-Ø41,0		418
	-	3D	GOLDTWIN Modular drill holder 3D Corps foret modulaire 3D		420
	-	5D	GOLDTWIN Modular drill holder 5D Corps foret modulaire 5D		421
	-	7D	GOLDTWIN Modular drill holder 7D Corps foret modulaire 7D		422
	26 - 50	-	GOLDTWIN Modular drill head Ø26 - Ø50 Tête de perçage modulaire Ø26 - Ø50		424
	12 - 26	2D	QUADTWIST Indexable Drill 2D Ø12 - Ø26 Foret à Plaquettes 2D Ø12 - Ø26		428
	27 - 50	2D	QUADTWIST Indexable Drill 2D Ø27 - Ø50 Foret à Plaquettes 2D Ø27 - Ø50		430
	12 - 26	3D	QUADTWIST Indexable Drill 3D Ø12 - Ø26 Foret à Plaquettes 3D Ø12 - Ø26		432
	26,5 - 50,5	3D	QUADTWIST Indexable Drill 3D Ø26,5 - Ø50,5 Foret à Plaquettes 3D Ø26,5 - Ø50,5		434
	12 - 26	4D	QUADTWIST Indexable Drill 4D Ø12 - Ø26 Foret à Plaquettes 4D Ø12 - Ø26		436
	27 - 50	4D	QUADTWIST Indexable Drill 4D Ø27 - Ø50 Foret à Plaquettes 4D Ø27 - Ø50		438
	12 - 26	5D	QUADTWIST Indexable Drill 5D Ø12 - Ø26 Foret à Plaquettes 5D Ø12 - Ø26		440
	27 - 50	5D	QUADTWIST Indexable Drill 5D Ø27 - Ø50 Foret à Plaquettes 5D Ø27 - Ø50		442
	51 - 80	2D	QUADTWIST Cartridge Indexable Drill 2D Ø51 - Ø80 Foret à cartouches 2D Ø51 - Ø80		444

Subject to printing error or technical changes. / Sous réserve d'erreurs d'impression ou de modifications techniques.

BORING TOOLS / OUTILS D'ALÉSAGE

	D	a	Description	Code / Série	Page
	51 - 80	3D	QUADTWIST Cartridge Indexable Drill 3D Ø51 - Ø80 Foret à cartouches 3D Ø51 - Ø80		446
	51 - 80	4D	QUADTWIST Cartridge Indexable Drill 4D Ø51 - Ø80 Foret à cartouches 4D Ø51 - Ø80		448
	13 - 29	2D	QUADDRILL Indexable Drill 2D Ø13-Ø29 Foret à Plaquettes 2D Ø13-Ø29		450
	30 - 50	2D	QUADDRILL Indexable Drill 2D Ø30-Ø50 Foret à Plaquettes 2D Ø30-Ø50		452
	12,5 - 27,5	3D	QUADDRILL Indexable Drill 3D Ø12,5-Ø27,5 Foret à Plaquettes 3D Ø12,5-Ø27,5		454
	28 - 50,5	3D	QUADDRILL Indexable Drill 3D Ø28-Ø50,5 Foret à Plaquettes 3D Ø28-Ø50,5		456
	51 - 60	3D	QUADDRILL Indexable drill 3D Ø51 - Ø60 Foret à Plaquettes 3D Ø51 - Ø60		458
	13 - 29	4D	QUADDRILL Indexable Drill 4D Ø13-Ø29 Foret à Plaquettes 4D Ø13-Ø29		460
	30 - 50	4D	QUADDRILL Indexable 4D Ø30-Ø50 Foret à Plaquettes 4D Ø30-Ø50		462
	13 - 27	5D	QUADDRILL Indexable drill 5D Ø13 - Ø27 Foret à Plaquettes 5D Ø13 - Ø27		464
	28 - 50	5D	QUADDRILL Indexable drill 5D Ø28 - Ø50 Foret à Plaquettes 5D Ø28 - Ø50		466
	51 - 80	2,5D	QUADDRILL Cartridge Indexable Drill 2,5D Ø51 - Ø80 Foret à cartouches 2,5D Ø51 - Ø80		468
	51 - 80	3,5D	QUADDRILL Cartridge Indexable Drill 3,5D Ø51 - Ø80 Foret à cartouches 3,5D Ø51 - Ø80		470
	16 - 40	1D	QUADDRILL Counterboring Mill 15S1...W Fraise à Percer - Rainurer 15S1...W		472

Subject to printing error or technical changes. / Sous réserve d'erreurs d'impression ou de modifications techniques.

BORING TOOLS / OUTILS D'ALÉSAGE

	D	a	Description	Code / Série	Page
	10 - 48	1D	QUADDRILL Counterboring End Mill 15C1...W Fraise à lamer et trefler 15C1…W		474
	15 - 48	1D	QUADDRILL Counterboring End Mill 15C1...X Fraise à lamer et trefler 15C1…X		476
	10 - 11,5	10/15/25D	DEEPTRIO Gun Drill GT_ 10/15/25D Ø10-11,5 Foret 3/4 GT_ 10/15/25D Ø10-11,5		478
	12 - 18	10/15/25D	DEEPTRIO Gun Drill GT_ 10/15/20/25D Ø12-18,0 Foret 3/4 GT_ 10/15/20/25D Ø12-18,0		480
	18,5 - 28	10/15/25D	DEEPTRIO Gun Drill GT_ 10/15/25D Ø18,5-28 Foret 3/4 GT_ 10/15/25D Ø18,5-28		482
	29 - 32	10/20D	DEEPTRIO Gun Drill GT_ 10/20D Ø29-32 Foret 3/4 GT_ 10/20D Ø29-32		484
	14 - 18	-	DEEPTRIO Gun Drill GTA_ 25D Ø14-18,0 Foret 3/4 GTA_ 25D Ø14-18,0		485
	18,5 - 28	-	DEEPTRIO Gun Drill GTA_ 25D Ø18,5-28,0 Foret 3/4 GTA_ 25D Ø18,5-28,0		486
	15 - 24	-	DEEPTRIO Gun Drill GTA_ >65D Ø15-24,0 Foret 3/4 GTA_ >65D Ø15-24,0		488
	-	3/5D	QWIKREAM Holder reaming head S - 3D / 5D (RB1) Corps pour alésoirs à embouts S - 3D / 5D (RB1)		490
	-	3/5/D	QWIKREAM Holder reaming head S - 3D / 5D (RT1) Corps pour alésoirs à embouts S - 3D / 5D (RT1)		491
	8,000 - 12,000	-	QWIKREAM Reaming head XSA Ø 8,0 - 12,0 mm Tête d'alésage à goujure droite XSA_ pour trous borgnes		492
	8,000 - 12,000	-	QWIKREAM Reaming head XLB Ø 8,0 - 12,0 mm Tête d'alésage à goujure hélicoïdale XLB_ pour trous débouchants		492
	-	1,5-8D	QWIKREAM Holder reaming head 1,5D / 3D / 5D / 8D Corps pour alésoirs à embouts 1,5D / 3D / 5D / 8D		493

Subject to printing error or technical changes. / Sous réserve d'erreurs d'impression ou de modifications techniques.

	D	a	Description	Code / Série	Page
	11,501 - 32,000	-	QWIKREAM Reaming head XLB_ tête d'alésage à goujure hélicoïdale XLB_ pour trous débouchants		494
	11,501 - 32,000	-	QWIKREAM Reaming head XSA_ Tête d'alésage à goujure droite XSA_ pour trous borgnes		495
	38 - 51	-	RAPIDTHREAD Thread Mill 17Y1...X Fraise à fileter 17Y1...X		496
	60 - 112	-	RAPIDTHREAD Thread Mill 17Y1...Z Fraise à fileter 17Y1...Z		497
	12 - 20	14	RAPIDTHREAD Threading End Mill (a=14mm) Fraise à fileter (a=14mm)		498
	13,2 - 15,2	14	RAPIDTHREAD Threading End Mill (a=14mm Carbide Shank) Fraise à fileter (a=14mm corps carbure)		500
	13,7 - 21,0	14	RAPIDTHREAD Threading End Mill (a=14mm) Fraise à fileter (a=14mm)		502
	18 - 30	21	RAPIDTHREAD Threading End Mill (a=21mm) Fraise à fileter (a=21mm)		504
	21	21	RAPIDTHREAD Threading End Mill (a=21mm Carbide Shank) Fraise à fileter (a=21mm corps carbure)		506
	21,0 - 30,4	21	RAPIDTHREAD Threading End Mill (a=21mm) Fraise à fileter (a=21mm)		508
	63	21	RAPIDTHREAD Threading Shell Mill (a=21mm) Fraise à fileter (a=21mm)		510
	29 - 40	30	RAPIDTHREAD Threading End Mill (a=30mm) Fraise à fileter (a=30mm)		512
	27	30	RAPIDTHREAD Threading End Mill (a=30mm Carbide Shank) Fraise à fileter (a=30mm corps carbure)		514
	27	30	RAPIDTHREAD Threading End Mill (a=30mm) Fraise à fileter (a=30mm)		516

Subject to printing error or technical changes. / Sous réserve d'erreurs d'impression ou de modifications techniques.

BORING TOOLS / OUTILS D'ALÉSAGE

	D	a	Description	Code / Série	Page
	63 - 100	30	RAPIDTHREAD Threading Shell Mill (a=30mm) Fraise à fileter (a=30mm)		518
	48 - 50	40	RAPIDTHREAD Threading End Mill (a=40mm) Fraise à fileter (a=40mm)		520
	80 - 100	40	RAPIDTHREAD Threading Shell Mill (a=40mm) Fraise à fileter (a=40mm)		522
	15,7 - 21,7	1,4 - 2,4	CHIPSURFER Threading cutter 55° / 60° Z 3-4 Fraise à fileter 55° / 60° Z 3-4		524
	11,94 - 15,94	-	CHIPSURFER Threading cutter 55° / 60° Z 5-6 Fraise à fileter 55° / 60° Z 5-6		525
	10 - 16	-	CHIPSURFER threading Cutter iso type Fraise à fileter type iso		526
	10 - 16	-	CHIPSURFER threading Cutter UNC / UNF / UNEF type Fraise à fileter type UNC / UNF / UNEF		527
	10 - 16	-	CHIPSURFER threading cutter W type Fraise à fileter type W		527
	5 - 16	-	RAPIDTHREAD threading cutter 60° Fraise à fileter 60°		528
	3,8 - 18	-	RAPIDTHREAD Solid Carbide ISO-Threading (with central internal Coolant) Fraise à fileter carbure mono ISO-arrosage interne		529
	3,2 - 19,5	-	RAPIDTHREAD Solid Carbide UN-Threading (with central internal Coolant) Fraise à fileter carbure mono UN-arrosage interne		530
	7,8 - 16	-	RAPIDTHREAD Solid Carbide BSP-Threading (with central internal Coolant) Fraise à fileter carbure mono bsp-arrosage interne		531
	7,8 - 16	-	RAPIDTHREAD Solid Carbide BSPT-Threading (with central internal Coolant) Fraise à fileter carbure mono BSPT-arrosage interne		531
	7,6 - 20	-	RAPIDTHREAD Solid Carbide NPT-Threading (with central internal Coolant) Fraise à fileter carbure mono NPT-arrosage interne		532

Subject to printing error or technical changes. / Sous réserve d'erreurs d'impression ou de modifications techniques.

	D	a	Description	Code / Série	Page
	4,8 - 11,8	-	RAPIDTHREAD Solid Carbide ISO-Threading (with internal Coolant in the flutes) Fraise à fileter carbure mono ISO-arrosage goujures		533
	10 - 14,4	-	RAPIDTHREAD Solid Carbide UN-Threading (with internal Coolant in the flutes) Fraise à fileter carbure mono UN-arrosage par goujures		534
	7,8 - 16	-	RAPIDTHREAD Solid Carbide BSP-Threading (with internal Coolant in the flutes) Fraise à fileter carbure mono BSP-arrosage par goujures		534
	7,6 - 10	-	RAPIDTHREAD Solid Carbide NPT-Threading (with internal Coolant in the flutes) Fraise à fileter carbure mono NPT-arrosage par goujures		535
	7,6 - 10	-	RAPIDTHREAD Solid Carbide NPTF-Threading (with internal Coolant in the flutes) Fraise à fileter carbure mono NPTF-arrosage par goujures		535
	1,05 - 15	-	RAPIDTHREAD Solid Carbide short ISO-Threading internal Fraise à fileter serie courte carbure mono ISO-interne		536
	1,9 - 11,4	-	RAPIDTHREAD Solid Carbide short UN-Threading internal Fraise à fileter serie courte carbure mono UN-interne		537
	3,3 - 9,4	-	RAPIDTHREAD Solid Carbide short UNJ-Threading internal Fraise à fileter serie courte carbure mono UNJ-interne		538
	3,2 - 10	-	RAPIDTHREAD Solid Carbide short MJ-Threading internal Fraise à fileter serie courte carbure mono MJ-interne		538
	1,55 - 11,8	-	RAPIDTHREAD Solid Carbide short ISO-Threading internal (left version) Fraise à fileter serie courte carbure mono ISO-interne (version a gauche)		539
	3,15 - 11,8	-	RAPIDTHREAD Solid Carbide short ISO-Threading / Drilling internal (left version) Fraise à percer & fileter carbure monobloc-ISO (version à gauche)		540
	1,15 - 9,2	-	RAPIDTHREAD Solid Carbide short UN-Threading internal (left version) Fraise à fileter serie courte UN-interne (version a gauche)		541

Subject to printing error or technical changes. / Sous réserve d'erreurs d'impression ou de modifications techniques.

HEAD CHANGEABLE DRILL 3D Ø12,0-Ø25,9 Z=3 (B)
FORET À EMBOUT 3D Ø12,0-Ø25,9 Z=3 (B)

ADAPTION ACC. TO DIN 1835 B
ATTACHEMENT COMPATIBLE DIN 1835 B



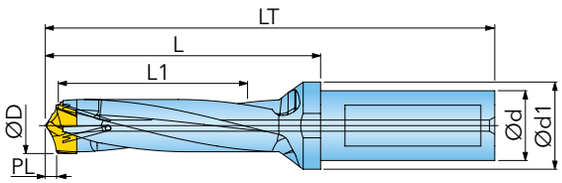

Designation Réf. de l'article	D	D min.	D max.	d	d1	LT	L	L1	PL	Z	Ps	Key	IK	kg
FD1200036JDR00	12	12,0	12,4	16	20	108,7	60,7	40,0	2,74	3	12	KFD12-13	✓	0,165
FD1250038JDR00	12,5	12,5	12,9	16	20	110,5	62,5	41,5	2,77	3	12	KFD12-13	✓	0,165
FD1300039JDR00	13	13,0	13,4	16	20	112,8	64,8	43,0	2,91	3	13	KFD12-13	✓	0,170
FD1350041JDR00	13,5	13,5	13,9	16	20	114,6	66,6	44,5	2,94	3	13	KFD12-13	✓	0,170
FD1400042JDR00	14	14,0	14,4	16	20	116,9	68,9	46,0	3,17	3	14	KFD14-15	✓	0,170
FD1450044JDR00	14,5	14,5	14,9	16	20	118,7	70,7	47,5	3,20	3	14	KFD14-15	✓	0,175
FD1500045JER00	15	15,0	15,9	20	25	123,9	73,9	49,0	3,31	3	15	KFD14-15	✓	0,210
FD1600048JER00	16	16,0	16,9	20	25	129,0	79,0	52,0	3,70	3	16	KFD16-17	✓	0,250
FD1700051JER00	17	17,0	17,9	20	25	134,0	84,0	55,0	3,88	3	17	KFD16-17	✓	0,260
FD1800054JFR00	18	18,0	18,9	25	32	146,1	90,1	58,0	4,07	3	18	KFD18-19	✓	0,380
FD1900057JFR00	19	19,0	19,9	25	32	150,7	94,7	61,0	4,26	3	19	KFD18-19	✓	0,390
FD2000060JFR00	20	20,0	20,9	25	32	155,3	99,3	64,0	4,44	3	20	KFD20-21	✓	0,420
FD2100063JFR00	21	21,0	21,9	25	32	159,8	103,8	67,0	4,62	3	21	KFD20-21	✓	0,385
FD2200066JFR00	22	22,0	22,9	25	32	164,4	108,4	70,0	4,78	3	22	KFD22-23	✓	0,450
FD2300069JGR00	23	23,0	23,9	32	42	172,8	112,8	73,0	5,02	3	23	KFD22-23	✓	0,540
FD2400072JGR00	24	24,0	24,9	32	42	177,4	117,4	76,0	5,18	3	24	KFD24-25	✓	0,675
FD2500075JGR00	25	25,0	25,9	32	42	182,0	122,0	79,0	5,29	3	25	KFD24-25	✓	0,710

Member IMC Group
Ingersoll Cutting Tools

ADAPTION ACC. TO DIN 1835 A
ATTACHEMENT COMPATIBLE DIN 1835 A



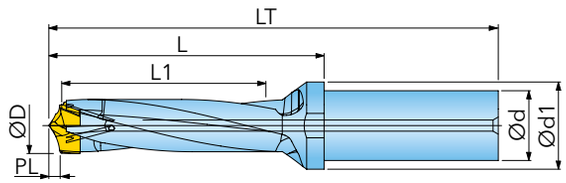

Designation Réf. de l'article	D	D min.	D max.	d	d1	LT	L	L1	PL	Z	Ps	Key	IK	kg
FD1200036T3R00	12	12,0	12,4	16	20	108,7	60,7	40,0	2,74	3	12	KFD12-13	✓	0,175
FD1250038T3R00	12,5	12,5	12,9	16	20	110,5	62,5	41,5	2,77	3	12	KFD12-13	✓	0,165
FD1300039T3R00	13	13,0	13,4	16	20	112,8	64,8	43,0	2,91	3	13	KFD12-13	✓	0,170
FD1350041T3R00	13,5	13,5	13,9	16	20	114,6	66,6	44,5	2,94	3	13	KFD12-13	✓	0,175
FD1400042T3R00	14	14,0	14,4	16	20	116,9	68,9	46,0	3,17	3	14	KFD14-15	✓	0,018
FD1450044T3R00	14,5	14,5	14,9	16	20	118,7	70,7	47,5	3,20	3	14	KFD14-15	✓	0,175
FD1500045T4R00	15	15,0	15,9	20	25	123,9	73,9	49,0	3,31	3	15	KFD14-15	✓	0,170
FD1600048T4R00	16	16,0	16,9	20	25	129,0	79,0	52,0	3,70	3	16	KFD16-17	✓	0,250
FD1700051T4R00	17	17,0	17,9	20	25	134,0	84,0	55,0	3,88	3	17	KFD16-17	✓	0,265
FD1800054T5R00	18	18,0	18,9	25	32	146,1	90,1	58,0	4,07	3	18	KFD18-19	✓	0,385
FD1900057T5R00	19	19,0	19,9	25	32	150,7	94,7	61,0	4,26	3	19	KFD18-19	✓	0,400
FD2000060T5R00	20	20,0	20,9	25	32	155,3	99,3	64,0	4,44	3	20	KFD20-21	✓	0,430
FD2100063T5R00	21	21,0	21,9	25	32	159,8	103,8	67,0	4,62	3	21	KFD20-21	✓	0,455
FD2200066T5R00	22	22,0	22,9	25	32	164,4	108,4	70,0	4,78	3	22	KFD22-23	✓	0,440
FD2300069U7R00	23	23,0	23,9	32	42	172,8	112,8	73,0	5,02	3	23	KFD22-23	✓	0,710
FD2400072U7R00	24	24,0	24,9	32	42	177,4	117,4	76,0	5,18	3	24	KFD24-25	✓	0,695
FD2500075U7R00	25	25,0	25,9	32	42	182,0	122,0	79,0	5,29	3	25	KFD24-25	✓	0,750

ADAPTION ACC. TO DIN 1835 B
ATTACHEMENT COMPATIBLE DIN 1835 B



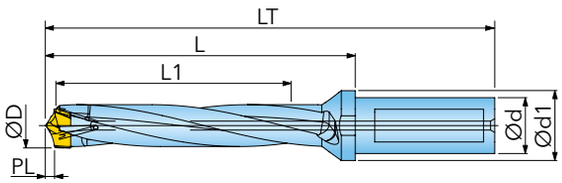

Designation Réf. de l'article	D	D min.	D max.	d	d1	LT	L	L1	PL	Z	Ps	Key	IK	kg
FD1200060JDR00	12	12,0	12,4	16	20	132,7	84,7	64,0	2,74	3	12	KFD12-13	✓	0,115
FD1250063JDR00	12,5	12,5	12,9	16	20	135,5	87,5	66,5	2,77	3	12	KFD12-13	✓	0,115
FD1300065JDR00	13	13,0	13,4	16	20	138,8	90,8	69,0	2,91	3	13	KFD12-13	✓	0,180
FD1350068JDR00	13,5	13,5	13,9	16	20	141,6	93,6	71,5	2,94	3	13	KFD12-13	✓	0,185
FD1400070JDR00	14	14,0	14,4	16	20	144,9	96,9	74,0	3,17	3	14	KFD14-15	✓	0,190
FD1450073JDR00	14,5	14,5	14,9	16	20	147,7	99,7	76,5	3,20	3	14	KFD14-15	✓	0,210
FD1500075JER00	15	15,0	15,9	20	25	153,9	103,9	79,0	3,31	3	15	KFD14-15	✓	0,250
FD1600080JER00	16	16,0	16,9	20	25	161,0	111,0	84,0	3,70	3	16	KFD16-17	✓	0,250
FD1700085JER00	17	17,0	17,9	20	25	168,0	118,0	89,0	3,88	3	17	KFD16-17	✓	0,285
FD1800090JFR00	18	18,0	18,9	25	32	182,1	126,1	94,0	4,07	3	18	KFD18-19	✓	0,410
FD1900095JFR00	19	19,0	19,9	25	32	188,7	132,7	99,0	4,26	3	19	KFD18-19	✓	0,425
FD2000100JFR00	20	20,0	20,9	25	32	195,3	139,3	104,0	4,44	3	20	KFD20-21	✓	0,460
FD2100105JFR00	21	21,0	21,9	25	32	201,8	145,8	109,0	4,62	3	21	KFD20-21	✓	0,490
FD2200110JFR00	22	22,0	22,9	25	32	208,4	152,4	114,0	4,78	3	22	KFD22-23	✓	0,750
FD2300115JGR00	23	23,0	23,9	32	42	218,8	158,8	119,0	5,02	3	23	KFD22-23	✓	0,765
FD2400120JGR00	24	24,0	24,9	32	42	225,4	165,4	124,0	5,18	3	24	KFD24-25	✓	0,775
FD2500125JGR00	25	25,0	25,9	32	42	232,0	172,0	129,0	5,29	3	25	KFD24-25	✓	0,815

Member IMC Group Ingersoll Cutting Tools

ADAPTION ACC. TO DIN 1835 A
ATTACHEMENT COMPATIBLE DIN 1835 A



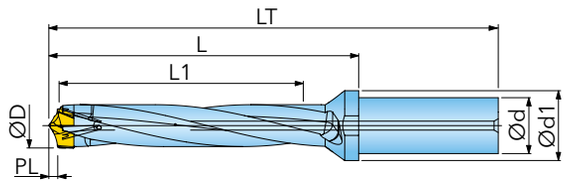

Designation Réf. de l'article	D	D min.	D max.	d	d1	LT	L	L1	PL	Z	Ps	Key	IK	kg
FD1200060T3R00	12	12,0	12,4	16	20	132,7	84,7	64,0	2,74	3	12	KFD12-13	✓	0,140
FD1250063T3R00	12,5	12,5	12,9	16	20	135,5	87,5	66,5	2,77	3	12	KFD12-13	✓	0,165
FD1300065T3R00	13	13,0	13,4	16	20	138,8	90,8	69,0	2,91	3	13	KFD12-13	✓	0,180
FD1350068T3R00	13,5	13,5	13,9	16	20	141,6	93,6	71,5	2,94	3	13	KFD12-13	✓	0,185
FD1400070T3R00	14	14,0	14,4	16	20	144,9	96,9	74,0	3,17	3	14	KFD14-15	✓	0,155
FD1450073T3R00	14,5	14,5	14,9	16	20	147,7	99,7	76,5	3,20	3	14	KFD14-15	✓	0,195
FD1500075T4R00	15	15,0	15,9	20	25	153,9	103,9	79,0	3,31	3	15	KFD14-15	✓	0,260
FD1600080T4R00	16	16,0	16,9	20	25	161,0	111,0	84,0	3,70	3	16	KFD16-17	✓	0,350
FD1700085T4R00	17	17,0	17,9	20	25	168,0	118,0	89,0	3,88	3	17	KFD16-17	✓	0,290
FD1800090T5R00	18	18,0	18,9	25	32	182,1	126,1	94,0	4,07	3	18	KFD18-19	✓	0,410
FD1900095T5R00	19	19,0	19,9	25	32	188,7	132,7	99,0	4,26	3	19	KFD18-19	✓	0,435
FD2000100T5R00	20	20,0	20,9	25	32	195,3	139,3	104,0	4,44	3	20	KFD20-21	✓	0,415
FD2100105T5R00	21	21,0	21,9	25	32	201,8	145,8	109,0	4,62	3	21	KFD20-21	✓	0,505
FD2200110T5R00	22	22,0	22,9	25	32	208,4	152,4	114,0	4,78	3	22	KFD22-23	✓	0,475
FD2300115U7R00	23	23,0	23,9	32	42	218,8	158,8	119,0	5,02	3	23	KFD22-23	✓	0,750
FD2400120U7R00	24	24,0	24,9	32	42	225,4	165,4	124,0	5,18	3	24	KFD24-25	✓	0,795
FD2500125U7R00	25	25,0	25,9	32	42	232,0	172,0	129,0	5,29	3	25	KFD24-25	✓	0,780

HEAD CHANGEABLE DRILL 8D Ø12,0-Ø25,9 Z=3 (A)
FORET À EMBOUT 8D Ø12,0-Ø25,9 Z=3 (A)

ADAPTION ACC. TO DIN 1835 A
ATTACHEMENT COMPATIBLE DIN 1835 A



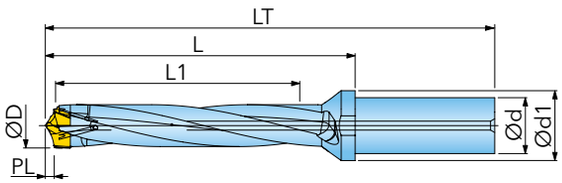

Designation Réf. de l'article	D	D min.	D max.	d	d1	LT	L	L1	PL	Z	Ps	Key	IK	kg
FD1200096T3R00	12	12,0	12,4	16	20	168,7	120,7	100,0	2,74	3	12	KFD12-13	✓	0,190
FD1250100T3R00	12,5	12,5	12,9	16	20	173,0	125,0	104,0	2,77	3	12	KFD12-13	✓	0,190
FD1300104T3R00	13	13,0	13,4	16	20	177,8	129,8	108,0	2,91	3	13	KFD12-13	✓	0,195
FD1350108T3R00	13,5	13,5	13,9	16	20	182,1	134,1	112,0	2,94	3	13	KFD12-13	✓	0,205
FD1400112T3R00	14	14,0	14,4	16	20	186,9	138,9	116,0	3,17	3	14	KFD14-15	✓	0,210
FD1450116T3R00	14,5	14,5	14,9	16	20	191,2	143,2	120,0	3,20	3	14	KFD14-15	✓	0,215
FD1500120T4R00	15	15,0	15,9	20	25	198,9	148,9	124,0	3,31	3	15	KFD14-15	✓	0,280
FD1600128T4R00	16	16,0	16,9	20	25	209,0	159,0	132,0	3,70	3	16	KFD16-17	✓	0,430
FD1700136T4R00	17	17,0	17,9	20	25	219,0	169,0	140,0	3,88	3	17	KFD16-17	✓	0,340
FD1800144T5R00	18	18,0	18,9	25	32	236,1	180,1	148,0	4,07	3	18	KFD18-19	✓	0,470
FD1900152T5R00	19	19,0	19,9	25	32	245,7	189,7	156,0	4,26	3	19	KFD18-19	✓	0,500
FD2000160T5R00	20	20,0	20,9	25	32	255,3	199,3	164,0	4,44	3	20	KFD20-21	✓	0,560
FD2100168T5R00	21	21,0	21,9	25	32	264,8	208,8	172,0	4,62	3	21	KFD20-21	✓	0,560
FD2200176T5R00	22	22,0	22,9	25	32	274,4	218,4	180,0	4,78	3	22	KFD22-23	✓	0,585
FD2300184U7R00	23	23,0	23,9	32	42	287,8	227,8	188,0	5,02	3	23	KFD22-23	✓	0,850
FD2400192U7R00	24	24,0	24,9	32	42	297,4	237,4	196,0	5,18	3	24	KFD24-25	✓	0,980
FD2500200U7R00	25	25,0	25,9	32	42	307,0	247,0	204,0	5,29	3	25	KFD24-25	✓	1,055

ADAPTION ACC. TO DIN 1835 B
ATTACHEMENT COMPATIBLE DIN 1835 B



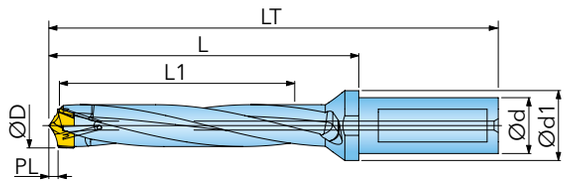

Designation Réf. de l'article	D	D min.	D max.	d	d1	LT	L	L1	PL	Z	Ps	Key	IK	kg
FD1200096JDR00	12	12,0	12,4	16	20	168,7	120,7	100,0	2,74	3	12	KFD12-13	✓	0,185
FD1250100JDR00	12,5	12,5	12,9	16	20	173,0	125,0	104,0	2,77	3	12	KFD12-13	✓	0,190
FD1300104JDR00	13	13,0	13,4	16	20	177,8	129,8	108,0	2,91	3	13	KFD12-13	✓	0,135
FD1350108JDR00	13,5	13,5	13,9	16	20	182,1	134,1	112,0	2,94	3	13	KFD12-13	✓	0,205
FD1400112JDR00	14	14,0	14,4	16	20	186,9	138,9	116,0	3,17	3	14	KFD14-15	✓	0,205
FD1450116JDR00	14,5	14,5	14,9	16	20	191,2	143,2	120,0	3,20	3	14	KFD14-15	✓	0,215
FD1500120JER00	15	15,0	15,9	20	25	198,9	148,9	124,0	3,31	3	15	KFD14-15	✓	0,275
FD1600128JER00	16	16,0	16,9	20	25	209,0	159,0	132,0	3,70	3	16	KFD16-17	✓	0,315
FD1700136JER00	17	17,0	17,9	20	25	219,0	169,0	140,0	3,88	3	17	KFD16-17	✓	0,340
FD1800144JFR00	18	18,0	18,9	25	32	236,1	180,1	148,0	4,07	3	18	KFD18-19	✓	0,465
FD1900152JFR00	19	19,0	19,9	25	32	245,7	189,7	156,0	4,26	3	19	KFD18-19	✓	0,495
FD2000160JFR00	20	20,0	20,9	25	32	255,3	199,3	164,0	4,44	3	20	KFD20-21	✓	0,530
FD2100168JFR00	21	21,0	21,9	25	32	264,8	208,8	172,0	4,62	3	21	KFD20-21	✓	0,555
FD2200176JFR00	22	22,0	22,9	25	32	274,4	218,4	180,0	4,78	3	22	KFD22-23	✓	0,585
FD2300184JGR00	23	23,0	23,9	32	42	287,8	227,8	188,0	5,02	3	23	KFD22-23	✓	0,850
FD2400192JGR00	24	24,0	24,9	32	42	297,4	237,4	196,0	5,18	3	24	KFD24-25	✓	0,980
FD2500200JGR00	25	25,0	25,9	32	42	307,0	247,0	204,0	5,29	3	25	KFD24-25	✓	1,055

BORING HEADS FOR TWISTSFEED
EMBOUTS DE PERÇAGE POUR TWISTSFEED

Steel / Cast / Acier / Fonte	Flat Bottom / Fond Plat	
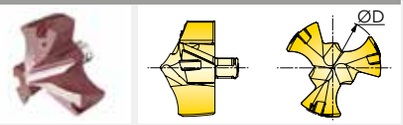	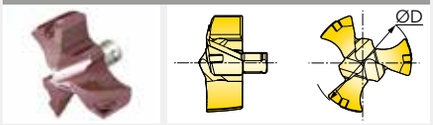	

Designation / Réf. de l'article			
D	Steel / Cast / Acier / Fonte	Flat Bottom / Fond Plat	Grade / Nuance
12,0	FPC1200R01	FPF1200R01	IN 2205
12,1	FPC1210R01		IN 2205
12,2	FPC1220R01		IN 2205
12,3	FPC1230R01		IN 2205
12,4	FPC1240R01		IN 2205
12,5	FPC1250R01	FPF1250R01	IN 2205
12,6	FPC1260R01		IN 2205
12,7	FPC1270R01		IN 2205
12,8	FPC1280R01		IN 2205
12,9	FPC1290R01		IN 2205
13,0	FPC1300R01	FPF1300R01	IN 2205
13,1	FPC1310R01		IN 2205
13,2	FPC1320R01		IN 2205
13,3	FPC1330R01		IN 2205
13,4	FPC1340R01		IN 2205
13,5	FPC1350R01	FPF1350R01	IN 2205
13,6	FPC1360R01		IN 2205
13,7	FPC1370R01		IN 2205
13,8	FPC1380R01		IN 2205
13,9	FPC1390R01		IN 2205
14,0	FPC1400R01	FPF1400R01	IN 2205
14,1	FPC1410R01		IN 2205
14,2	FPC1420R01		IN 2205
14,3	FPC1430R01		IN 2205
14,4	FPC1440R01		IN 2205
14,5	FPC1450R01	FPF1450R01	IN 2205
14,6	FPC1460R01		IN 2205
14,7	FPC1470R01		IN 2205
14,8	FPC1480R01		IN 2205
14,9	FPC1490R01		IN 2205
15,0	FPC1500R01	FPF1500R01	IN 2205
15,1	FPC1510R01		IN 2205
15,2	FPC1520R01		IN 2205
15,3	FPC1530R01		IN 2205
15,4	FPC1540R01		IN 2205
15,5	FPC1550R01	FPF1550R01	IN 2205
15,6	FPC1560R01		IN 2205
15,7	FPC1570R01		IN 2205
15,8	FPC1580R01		IN 2205
15,9	FPC1590R01		IN 2205
16,0	FPC1600R01	FPF1600R01	IN 2205
16,1	FPC1610R01		IN 2205
16,2	FPC1620R01		IN 2205
16,3	FPC1630R01		IN 2205
16,4	FPC1640R01		IN 2205
16,5	FPC1650R01	FPF1650R01	IN 2205

Designation / Réf. de l'article			
D	Steel / Cast / Acier / Fonte	Flat Bottom / Fond Plat	Grade / Nuance
16,6	FPC1660R01		IN 2205
16,7	FPC1670R01		IN 2205
16,8	FPC1680R01		IN 2205
16,9	FPC1690R01		IN 2205
17,0	FPC1700R01	FPF1700R01	IN 2205
17,1	FPC1710R01		IN 2205
17,2	FPC1720R01		IN 2205
17,3	FPC1730R01		IN 2205
17,4	FPC1740R01		IN 2205
17,5	FPC1750R01	FPF1750R01	IN 2205
17,6	FPC1760R01		IN 2205
17,7	FPC1770R01		IN 2205
17,8	FPC1780R01		IN 2205
17,9	FPC1790R01		IN 2205
18,0	FPC1800R01	FPF1800R01	IN 2205
18,1	FPC1810R01		IN 2205
18,2	FPC1820R01		IN 2205
18,3	FPC1830R01		IN 2205
18,4	FPC1840R01		IN 2205
18,5	FPC1850R01	FPF1850R01	IN 2205
18,6	FPC1860R01		IN 2205
18,7	FPC1870R01		IN 2205
18,8	FPC1880R01		IN 2205
18,9	FPC1890R01		IN 2205
19,0	FPC1900R01	FPF1900R01	IN 2205
19,1	FPC1910R01		IN 2205
19,2	FPC1920R01		IN 2205
19,3	FPC1930R01		IN 2205
19,4	FPC1940R01		IN 2205
19,5	FPC1950R01	FPF1950R01	IN 2205
19,6	FPC1960R01		IN 2205
19,7	FPC1970R01		IN 2205
19,8	FPC1980R01		IN 2205
19,9	FPC1990R01		IN 2205
20,0	FPC2000R01	FPF2000R01	IN 2205
20,1	FPC2010R01		IN 2205
20,2	FPC2020R01		IN 2205
20,3	FPC2030R01		IN 2205
20,4	FPC2040R01		IN 2205
20,5	FPC2050R01	FPF2050R01	IN 2205
20,6	FPC2060R01		IN 2205
20,7	FPC2070R01		IN 2205
20,8	FPC2080R01		IN 2205
20,9	FPC2090R01		IN 2205
21,0	FPC2100R01	FPF2100R01	IN 2205
21,5	FPC2150R01	FPF2150R01	IN 2205

Member IMC Group Ingersoll Cutting Tools

BORING HEADS FOR TWISTSFEED
EMBOUTS DE PERÇAGE POUR TWISTSFEED

Designation / Réf. de l'article			
D	Steel / Cast / Acier / Fonte	Flat Bottom / Fond Plat	Grade / Nuance
22,0	FPC2200R01	FPF2200R01	IN 2205
22,5	FPC2250R01	FPF2250R01	IN 2205
23,0	FPC2300R01	FPF2300R01	IN 2205
23,5	FPC2350R01	FPF2350R01	IN 2205

Designation / Réf. de l'article			
D	Steel / Cast / Acier / Fonte	Flat Bottom / Fond Plat	Grade / Nuance
24,0	FPC2400R01	FPF2400R01	IN 2205
24,5	FPC2450R01	FPF2450R01	IN 2205
25,0	FPC2500R01	FPF2500R01	IN 2205
25,5	FPC2550R01	FPF2550R01	IN 2205

ADAPTION ACC. TO DIN 6535 HA
ATTACHEMENT DIN 6535 HA



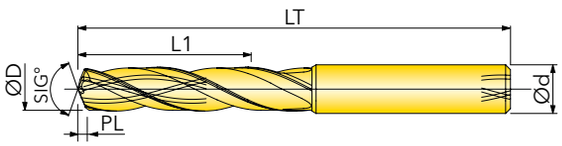

Grade Nuance	P	M	K	$N_{(K)}$	$S_{(M)}$	$H_{(P/K)}$
IN2205	+		+			

D m7
d h6

+ Preferred choice / Premier choix O Second choice / Second choix ▼ Roughing / Ebauche ▼▼ Pre-finishing / Semi-finition ▼▼▼ Finishing / Finition

Designation Réf. de l'article	D	d	LT	L1	PL	λ	Z	IK	kg
FR0400017T7R01	4	6	66	17	0,82	140	3	✓	0,02
FR0450017T7R01	4,5	6	66	17	0,88	140	3	✓	0,02
FR0500020T7R01	5	6	66	20	0,96	140	3	✓	0,02
FR0550020T7R01	5,5	6	66	20	1,08	140	3	✓	0,02
FR0600020T7R01	6	6	66	20	1,17	140	3	✓	0,02
FR0650024T0R01	6,5	8	79	24	1,26	140	3	✓	0,04
FR0680024T0R01	6,8	8	79	24	1,31	140	3	✓	0,04
FR0700024T0R01	7	8	79	24	1,35	140	3	✓	0,04
FR0750029T0R01	7,5	8	79	29	1,40	140	3	✓	0,04
FR0800029T0R01	8	8	79	29	1,49	140	3	✓	0,05
FR0850035T1R01	8,5	10	89	35	1,63	140	3	✓	0,07
FR0900035T1R01	9	10	89	35	1,72	140	3	✓	0,07
FR0950035T1R01	9,5	10	89	35	1,75	140	3	✓	0,08
FR1000035T1R01	10	10	89	35	1,85	140	3	✓	0,08
FR1050040T2R01	10,5	12	102	40	1,98	140	3	✓	0,12
FR1100040T2R01	11	12	102	40	2,07	140	3	✓	0,12
FR1150040T2R01	11,5	12	102	40	2,12	140	3	✓	0,12
FR1200040T2R01	12	12	102	40	2,21	140	3	✓	0,13

Member IMC Group Ingersoll Cutting Tools

ADAPTION ACC. TO DIN 6535 HA
ATTACHEMENT DIN 6535 HA



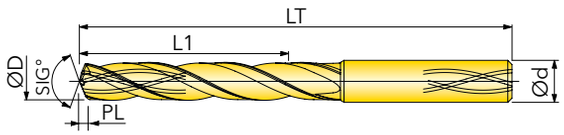

Grade Nuance	P	M	K	$N_{(K)}$	$S_{(M)}$	$H_{(P/K)}$	▼	D	m7
IN2205	+		+					d	h6

+ Preferred choice / Premier choix O Second choice / Second choix ▼ Roughing / Ebauche ▼▼ Pre-finishing / Semi-finition ▼▼▼ Finishing / Finition

Designation Réf. de l'article	D	d	LT	L1	PL	λ	Z	IK	kg
FR0400029T7R01	4	6	74	29	0,82	140	3	✓	0,02
FR0450029T7R01	4,5	6	74	29	0,88	140	3	✓	0,02
FR0500035T7R01	5	6	82	35	0,96	140	3	✓	0,02
FR0550035T7R01	5,5	6	82	35	1,08	140	3	✓	0,03
FR0600035T7R01	6	6	82	35	1,17	140	3	✓	0,03
FR0650043T0R01	6,5	8	91	43	1,26	140	3	✓	0,04
FR0680043T0R01	6,8	8	91	43	1,31	140	3	✓	0,04
FR0700043T0R01	7	8	91	43	1,35	140	3	✓	0,05
FR0750043T0R01	7,5	8	91	43	1,40	140	3	✓	0,05
FR0800043T0R01	8	8	91	43	1,49	140	3	✓	0,05
FR0850049T1R01	8,5	10	103	49	1,63	140	3	✓	0,08
FR0900049T1R01	9	10	103	49	1,72	140	3	✓	0,08
FR0950049T1R01	9,5	10	103	49	1,75	140	3	✓	0,08
FR1000049T1R01	10	10	103	49	1,85	140	3	✓	0,09
FR1050056T2R01	10,5	12	118	56	1,98	140	3	✓	0,12
FR1100056T2R01	11	12	118	56	2,07	140	3	✓	0,12
FR1150056T2R01	11,5	12	118	56	2,12	140	3	✓	0,13
FR1200056T2R01	12	12	118	56	2,21	140	3	✓	0,13

ADAPTION ACC. TO DIN 6535 HA
ATTACHEMENT DIN 6535 HA



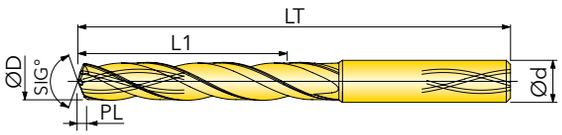

Grade Nuance	P	M	K	$N_{(K)}$	$S_{(M)}$	$H_{(P/K)}$
IN2205	+		+			

D m7
d h6

+ Preferred choice / Premier choix O Second choice / Second choix ▼ Roughing / Ebauche ▼▼ Pre-finishing / Semi-finition ▼▼▼ Finishing / Finition

Designation Réf. de l'article	D	d	LT	L1	PL	λ	Z	IK	kg
FR0400036T7R01	4	6	74	17	0,17	140	3	✓	0,022
FR0450036T7R01	4,5	6	74	17	0,19	140	3	✓	0,023
FR0500048T7R01	5	6	82	20	0,21	140	3	✓	0,023
FR0550048T7R01	5,5	6	82	20	0,23	140	3	✓	0,025
FR0600048T7R01	6	6	82	20	0,23	140	3	✓	0,030
FR0650064T0R01	6,5	8	91	24	0,28	140	3	✓	0,047
FR0700064T0R01	7	8	91	24	0,28	140	3	✓	0,049
FR0750064T0R01	7,5	8	91	29	0,32	140	3	✓	0,052
FR0800064T0R01	8	8	91	29	0,32	140	3	✓	0,055
FR0850080T1R01	8,5	10	103	35	0,36	130	3	✓	0,086
FR0900080T1R01	9	10	103	35	0,36	130	3	✓	0,090
FR0950080T1R01	9,5	10	103	35	0,39	130	3	✓	0,094
FR1000080T1R01	10	10	103	35	0,39	130	3	✓	0,105
FR1050096T2R01	10,5	12	118	40	0,43	130	3	✓	0,142
FR1100096T2R01	11	12	118	40	0,43	130	3	✓	0,146
FR1150096R2T01	11,5	12	118	40	0,46	130	3	✓	0,151
FR1200096T2R01	12	12	118	40	0,46	130	3	✓	0,158

Member IMC Group Ingersoll Cutting Tools

ADAPTION ACC. TO DIN 6535 HA
ATTACHEMENT DIN 6535 HA



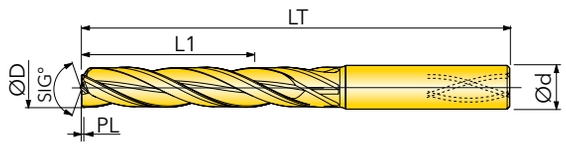

Grade Nuance	P	M	K	$N_{(K)}$	$S_{(M)}$	$H_{(P/K)}$	▼	D	m7
IN2205	+		+					d	h6

+ Preferred choice / Premier choix O Second choice / Second choix ▼ Roughing / Ebauche ▼▼ Pre-finishing / Semi-finition ▼▼▼ Finishing / Finition

Designation Réf. de l'article	D	d	LT	L1	PL	λ	Z	IK	kg
FF0400017T7R01	4	6	66	17	0,17	125	3	✓	0,02
FF0450017T7R01	4,5	6	66	17	0,19	125	3	✓	0,02
FF0500020T7R01	5	6	66	20	0,21	125	3	✓	0,02
FF0550020T7R01	5,5	6	66	20	0,23	125	3	✓	0,02
FF0600020T7R01	6	6	66	20	0,23	125	3	✓	0,02
FF0650024T0R01	6,5	8	79	24	0,28	125	3	✓	0,04
FF0700024T0R01	7	8	79	24	0,28	125	3	✓	0,04
FF0750029T0R01	7,5	8	79	29	0,32	125	3	✓	0,04
FF0800029T0R01	8	8	79	29	0,32	125	3	✓	0,05
FF0850035T1R01	8,5	10	89	35	0,36	125	3	✓	0,07
FF0900035T1R01	9	10	89	35	0,36	125	3	✓	0,07
FF0950035T1R01	9,5	10	89	35	0,39	125	3	✓	0,08
FF1000035T1R01	10	10	89	35	0,39	125	3	✓	0,08
FF1050040T2R01	10,5	12	102	40	0,43	125	3	✓	0,12
FF1100040T2R01	11	12	102	40	0,43	125	3	✓	0,12
FF1150040R2T01	11,5	12	102	40	0,46	125	3	✓	0,12
FF1200040T2R01	12	12	102	40	0,46	125	3	✓	0,13

ADAPTION ACC. TO DIN 6535 HA
ATTACHEMENT DIN 6535 HA



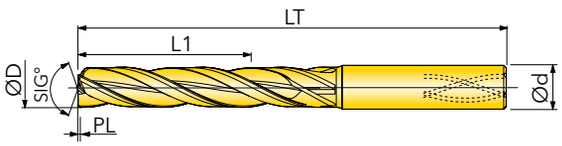

Grade Nuance	P	M	K	$N_{(K)}$	$S_{(M)}$	$H_{(P/K)}$
IN2205	+		+			

▼

D m7
d h6

+ Preferred choice / Premier choix O Second choice / Second choix ▼ Roughing / Ebauche ▼▼ Pre-finishing / Semi-finition ▼▼▼ Finishing / Finition

Designation Réf. de l'article	D	d	LT	L1	PL	λ	Z	IK	kg
FF0400029T7R01	4	6	74	29	0,17	125	3	✓	0,02
FF0450029T7R01	4,5	6	74	29	0,19	125	3	✓	0,02
FF0500035T7R01	5	6	82	35	0,21	125	3	✓	0,02
FF0550035T7R01	5,5	6	82	35	0,23	125	3	✓	0,02
FF0600035T7R01	6	6	82	35	0,23	125	3	✓	0,02
FF0650043T0R01	6,5	8	91	43	0,28	125	3	✓	0,04
FF0700043T0R01	7	8	91	43	0,28	125	3	✓	0,04
FF0750043T0R01	7,5	8	91	43	0,32	125	3	✓	0,04
FF0800043T0R01	8	8	91	43	0,32	125	3	✓	0,05
FF0850049T1R01	8,5	10	103	49	0,36	125	3	✓	0,07
FF0900049T1R01	9	10	103	49	0,36	125	3	✓	0,07
FF0950049T1R01	9,5	10	103	49	0,39	125	3	✓	0,08
FF1000049T1R01	10	10	103	49	0,39	125	3	✓	0,08
FF1050056T2R01	10,5	12	118	56	0,43	125	3	✓	0,12
FF1100056T2R01	11	12	118	56	0,43	125	3	✓	0,12
FF1150056R2T01	11,5	12	118	56	0,46	125	3	✓	0,12
FF1200056T2R01	12	12	118	56	0,46	125	3	✓	0,13

Member IMC Group Ingersoll Cutting Tools

ADAPTION ACC. TO DIN 1835 A
ATTACHEMENT COMPATIBLE DIN 1835 A



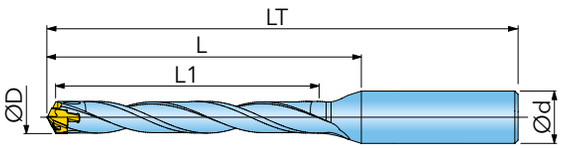

Designation Réf. de l'article	D min.	D max.	d	LT	L	L1	Z	Ps	Key	IK	kg
TD0400012T7R00	4,0	4.4	6	57,7	22,7	13	2	4	KTD4.0-4.9	✓	0,02
TD0450014T7R00	4.5	4.9	6	59,7	24,7	14	2	4,5	KTD4.0-4.9	✓	0,02
TD0500015T7R00	5,0	5.4	6	61,3	26,3	16	2	5	KTD5.0-5.9	✓	0,02
TD0550017T7R00	5.5	5.9	6	63,2	28,2	17	2	5,5	KTD5.0-5.9	✓	0,02

ADAPTION ACC. TO DIN 1835 A
ATTACHEMENT DIN 1835 A



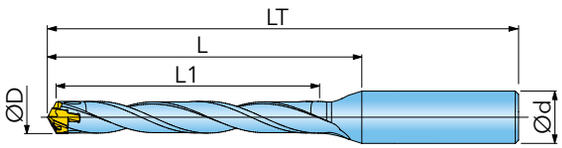

Designation Réf. de l'article	D min.	D max.	d	LT	L	L1	Z	Ps	Key	IK	kg
TD0400020T7R00	4,0	4.4	6	65,7	30,7	21	2	4	KTD4.0-4.9	✓	0,03
TD0450023T7R00	4.5	4.9	6	68,7	33,7	23	2	4,5	KTD4.0-4.9	✓	0,03
TD0500025T7R00	5,0	5.4	6	71,3	36,3	26	2	5	KTD5.0-5.9	✓	0,03
TD0550028T7R00	5.5	5.9	6	74,2	39,2	28	2	5,5	KTD5.0-5.9	✓	0,03

Member IMC Group Ingersoll Cutting Tools

ADAPTION ACC. TO DIN 1835 B
ATTACHEMENT COMPATIBLE DIN 1835 B



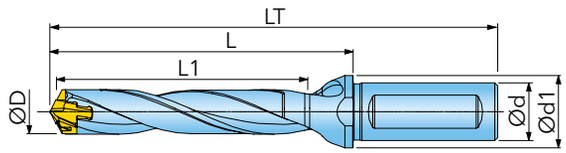

Designation Réf. de l'article	D min.	D max.	d	d1	LT	L	L1	Z	Ps	Key	IK	kg
TD0600009JCR00	6,0	6,4	12	16	68	23,0	9	2	6	KTD6.0-9.9	✓	0,02
TD0650010JCR00	6,5	6,9	12	16	69,1	24,1	10	2	6,5	KTD6.0-9.9	✓	0,02
TD0700011JCR00	7,0	7,4	12	16	70,1	25,1	11	2	7	KTD6.0-9.9	✓	0,03
TD0750011JCR00	7,5	7,9	12	16	70,9	25,9	11,3	2	7,5	KTD6.0-9.9	✓	0,03
TD0800012JCR00	8,0	8,9	12	16	72,4	27,4	12	2	8	KTD6.0-9.9	✓	0,04
TD0900014JCR00	9,0	9,9	12	16	74,3	29,3	14	2	9	KTD6.0-9.9	✓	0,05
TD1000015JDR00	10,0	10,9	16	20	79,2	31,2	15	2	10	KTD10.0-19.9	✓	0,08
TD1100017JDR00	11,0	11,9	16	20	81,1	33,1	17	2	11	KTD10.0-19.9	✓	0,09
TD1200018JDR00	12,0	12,9	16	20	83	35,0	18	2	12	KTD10.0-19.9	✓	0,10
TD1300020JDR00	13,0	13,9	16	20	85,1	37,1	20	2	13	KTD10.0-19.9	✓	0,11
TD1400021JDR00	14,0	14,9	16	20	89,1	41,1	21	2	14	KTD10.0-19.9	✓	0,12
TD1500023JER00	15,0	15,9	20	25	96,2	46,2	23	2	15	KTD10.0-19.9	✓	0,15
TD1600024JER00	16,0	16,9	20	25	99,3	49,3	24	2	16	KTD10.0-19.9	✓	0,16
TD1700026JER00	17,0	17,9	20	25	102,4	52,4	26	2	17	KTD10.0-19.9	✓	0,17
TD1800027JFR00	18,0	18,9	25	32	111,5	55,5	27	2	18	KTD10.0-19.9	✓	0,28
TD1900029JFR00	19,0	19,9	25	32	114,5	58,5	29	2	19	KTD10.0-19.9	✓	0,30
TD2000030JFR00	20,0	20,9	25	32	117,6	61,6	30	2	20	KTD20.0-26.9	✓	0,31
TD2100032JFR00	21,0	21,9	25	32	120,7	64,7	32	2	21	KTD20.0-26.9	✓	0,32
TD2200033JFR00	22,0	22,9	25	32	123,8	67,8	33	2	22	KTD20.0-26.9	✓	0,34
TD2300035JGR00	23,0	23,9	32	42	130,8	70,8	35	2	23	KTD20.0-26.9	✓	0,42
TD2400036JGR00	24,0	24,9	32	42	133,9	73,9	36	2	24	KTD20.0-26.9	✓	0,46
TD2500038JGR00	25,0	25,9	32	42	137	77,0	38	2	25	KTD20.0-26.9	✓	0,50

HEAD CHANGEABLE DRILL 3D Ø6,0-Ø25,9
FORET À EMBOUT 3D Ø6,0-Ø25,9

ADAPTION ACC. TO DIN 1835 B
ATTACHEMENT COMPATIBLE DIN 1835 B



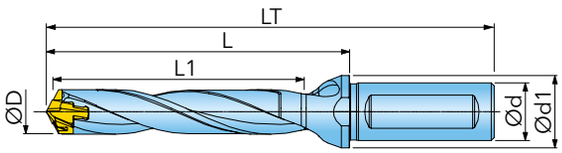

Designation Réf. de l'article	D min.	D max.	d	d1	LT	L	L1	Z	Ps	Key	IK	kg
TD0600018JCR00	6,0	6,4	12	16	77	32,0	18	2	6	KTD6.0-9.9	✓	0,03
TD0650020JCR00	6,5	6,9	12	16	78,8	33,8	20	2	6,5	KTD6.0-9.9	✓	0,03
TD0700021JCR00	7,0	7,4	12	16	80,6	35,6	21	2	7	KTD6.0-9.9	✓	0,04
TD0750023JCR00	7,5	7,9	12	16	82,1	37,1	23	2	7,5	KTD6.0-9.9	✓	0,04
TD0800024JCR00	8,0	8,4	12	16	84,4	39,4	24	2	8	KTD6.0-9.9	✓	0,05
TD0850026JCR00	8,5	8,9	12	16	85,9	40,9	26	2	8,5	KTD6.0-9.9	✓	0,05
TD0900027JCR00	9,0	9,4	12	16	87,8	42,8	27	2	9	KTD6.0-9.9	✓	0,06
TD0950029JCR00	9,5	9,9	12	16	89,3	44,3	29	2	9,5	KTD6.0-9.9	✓	0,06
TD1000030JDR00	10,0	10,4	16	20	94,2	46,2	30	2	10	KTD10.0-19.9	✓	0,09
TD1050032JDR00	10,5	10,9	16	20	95,7	47,7	32	2	10,5	KTD10.0-19.9	✓	0,10
TD1100033JDR00	11,0	11,4	16	20	97,6	49,6	33	2	11	KTD10.0-19.9	✓	0,10
TD1150035JDR00	11,5	11,9	16	20	99,1	51,1	35	2	11,5	KTD10.0-19.9	✓	0,11
TD1200036JDR00	12,0	12,4	16	20	101	53,0	36	2	12	KTD10.0-19.9	✓	0,11
TD1250037JDR00	12,5	12,9	16	20	102,5	54,5	37	2	12,5	KTD10.0-19.9	✓	0,11
TD1300039JDR00	13,0	13,4	16	20	104,6	56,6	39	2	13	KTD10.0-19.9	✓	0,12
TD1350041JDR00	13,5	13,9	16	20	106,1	58,1	41	2	13,5	KTD10.0-19.9	✓	0,12
TD1400042JDR00	14,0	14,4	16	20	110,2	62,2	42	2	14	KTD10.0-19.9	✓	0,13
TD1450044JDR00	14,5	14,9	16	20	111,7	63,7	44	2	14,5	KTD10.0-19.9	✓	0,13
TD1500045JER00	15,0	15,9	20	25	118,7	68,7	45	2	15	KTD10.0-19.9	✓	0,18
TD1600048JER00	16,0	16,9	20	25	123,3	73,3	48	2	16	KTD10.0-19.9	✓	0,19
TD1700051JER00	17,0	17,9	20	25	127,9	77,9	51	2	17	KTD10.0-19.9	✓	0,20
TD1800054JFR00	18,0	18,9	25	32	138,5	82,5	54	2	18	KTD10.0-19.9	✓	0,32
TD1900057JFR00	19,0	19,9	25	32	143	87,0	57	2	19	KTD10.0-19.9	✓	0,34
TD2000060JFR00	20,0	20,9	25	32	147,6	91,6	60	2	20	KTD20.0-26.9	✓	0,35
TD2100063JFR00	21,0	21,9	25	32	152,2	96,2	63	2	21	KTD20.0-26.9	✓	0,36
TD2200066JFR00	22,0	22,9	25	32	156,8	100,8	66	2	22	KTD20.0-26.9	✓	0,37
TD2300069JGR00	23,0	23,9	32	42	165,3	105,3	69	2	23	KTD20.0-26.9	✓	0,45
TD2400072JGR00	24,0	24,9	32	42	169,9	109,9	72	2	24	KTD20.0-26.9	✓	0,49
TD2500075JGR00	25,0	25,9	32	42	174,5	114,5	75	2	25	KTD20.0-26.9	✓	0,53

ADAPTION ACC. TO DIN 1835 B
ATTACHEMENT COMPATIBLE DIN 1835 B



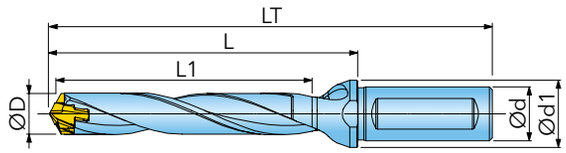

Designation Réf. de l'article	D min.	D max.	d	d1	LT	L	L1	Z	Ps	Key	IK	kg
TD0600030JCR00	6,0	6,4	12	16	89	44,0	30	2	6	KTD6.0-9.9	✓	0,04
TD0650033JCR00	6,5	6,9	12	16	91,8	46,8	33	2	6,5	KTD6.0-9.9	✓	0,04
TD0700035JCR00	7,0	7,4	12	16	94,6	49,6	35	2	7	KTD6.0-9.9	✓	0,05
TD0750038JCR00	7,5	7,9	12	16	97,1	52,1	38	2	7,5	KTD6.0-9.9	✓	0,05
TD0800040JCR00	8,0	8,4	12	16	100,4	55,4	40	2	8	KTD6.0-9.9	✓	0,06
TD0850043JCR00	8,5	8,9	12	16	102,9	57,9	43	2	8,5	KTD6.0-9.9	✓	0,06
TD0900045JCR00	9,0	9,4	12	16	105,8	60,8	45	2	9	KTD6.0-9.9	✓	0,07
TD0950048JCR00	9,5	9,9	12	16	108,3	63,3	48	2	9,5	KTD6.0-9.9	✓	0,07
TD1000050JDR00	10,0	10,4	16	20	114,2	66,2	50	2	10	KTD10.0-19.9	✓	0,10
TD1050053JDR00	10,5	10,9	16	20	116,7	68,7	53	2	10,5	KTD10.0-19.9	✓	0,11
TD1100055JDR00	11,0	11,4	16	20	119,6	71,6	55	2	11	KTD10.0-19.9	✓	0,11
TD1150058JDR00	11,5	11,9	16	20	122,1	74,1	58	2	11,5	KTD10.0-19.9	✓	0,12
TD1200060JDR00	12,0	12,4	16	20	125	77,0	60	2	12	KTD10.0-19.9	✓	0,12
TD1250062JDR00	12,5	12,9	16	20	127,5	79,5	62	2	12,5	KTD10.0-19.9	✓	0,12
TD1300065JDR00	13,0	13,4	16	20	130,6	82,6	65	2	13	KTD10.0-19.9	✓	0,13
TD1350068JDR00	13,5	13,9	16	20	133,1	85,1	68	2	13,5	KTD10.0-19.9	✓	0,13
TD1400070JDR00	14,0	14,4	16	20	138,2	90,2	70	2	14	KTD10.0-19.9	✓	0,14
TD1450073JDR00	14,5	14,9	16	20	140,7	92,7	73	2	14,5	KTD10.0-19.9	✓	0,15
TD1500075JER00	15,0	15,9	20	25	148,7	98,7	75	2	15	KTD10.0-19.9	✓	0,21
TD1600080JER00	16,0	16,9	20	25	155,3	105,3	80	2	16	KTD10.0-19.9	✓	0,22
TD1700085JER00	17,0	17,9	20	25	161,9	111,9	85	2	17	KTD10.0-19.9	✓	0,23
TD1800090JFR00	18,0	18,9	25	32	174,5	118,5	90	2	18	KTD10.0-19.9	✓	0,36
TD1900095JFR00	19,0	19,9	25	32	181	125,0	95	2	19	KTD10.0-19.9	✓	0,38
TD2000100JFR00	20,0	20,9	25	32	187,6	131,6	100	2	20	KTD20.0-26.9	✓	0,39
TD2100105JFR00	21,0	21,9	25	32	194,2	138,2	105	2	21	KTD20.0-26.9	✓	0,40
TD2200110JFR00	22,0	22,9	25	32	200,8	144,8	110	2	22	KTD20.0-26.9	✓	0,43
TD2300115JGR00	23,0	23,9	32	42	211,3	151,3	115	2	23	KTD20.0-26.9	✓	0,56
TD2400120JGR00	24,0	24,9	32	42	217,9	157,9	120	2	24	KTD20.0-26.9	✓	0,60
TD2500125JGR00	25,0	25,9	32	42	224,5	164,5	125	2	25	KTD20.0-26.9	✓	0,65

ADAPTION ACC. TO DIN 1835 B
ATTACHEMENT COMPATIBLE DIN 1835 B



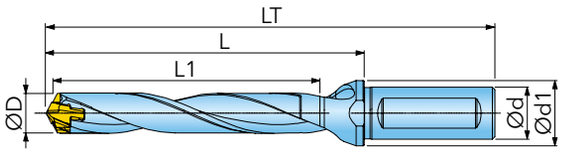

Designation Réf. de l'article	D min.	D max.	d	d1	LT	L	L1	Z	Ps	Key	IK	kg
TD0700056JCR00	7,0	7,4	12	16	115,6	70,6	56	2	7	KTD6.0-9.9	✓	0,06
TD0750060JCR00	7,5	7,9	12	16	119,6	74,6	60	2	7,5	KTD6.0-9.9	✓	0,06
TD0800064JCR00	8,0	8,4	12	16	124,4	79,4	64	2	8	KTD6.0-9.9	✓	0,07
TD0850068JCR00	8,5	8,9	12	16	128,4	83,4	68	2	8,5	KTD6.0-9.9	✓	0,07
TD0900072JCR00	9,0	9,4	12	16	132,8	87,8	72	2	9	KTD6.0-9.9	✓	0,08
TD0950076JCR00	9,5	9,9	12	16	136,8	91,8	76	2	9,5	KTD6.0-9.9	✓	0,08
TD1000080JDR00	10,0	10,4	16	20	144,2	96,2	80	2	10	KTD10.0-19.9	✓	0,11
TD1050084JDR00	10,5	10,9	16	20	148,2	100,2	84	2	10,5	KTD10.0-19.9	✓	0,12
TD1100088JDR00	11,0	11,4	16	20	152,6	104,6	88	2	11	KTD10.0-19.9	✓	0,12
TD1150092JDR00	11,5	11,9	16	20	156,6	108,6	92	2	11,5	KTD10.0-19.9	✓	0,13
TD1200096JDR00	12,0	12,4	16	20	161	113,0	96	2	12	KTD10.0-19.9	✓	0,13
TD1250100JDR00	12,5	12,9	16	20	165	117,0	100	2	12,5	KTD10.0-19.9	✓	0,13
TD1300104JDR00	13,0	13,4	16	20	169,6	121,6	104	2	13	KTD10.0-19.9	✓	0,14
TD1350108JDR00	13,5	13,9	16	20	173,6	125,6	108	2	13,5	KTD10.0-19.9	✓	0,15
TD1400112JDR00	14,0	14,4	16	20	180,2	132,2	112	2	14	KTD10.0-19.9	✓	0,16
TD1450116JDR00	14,5	14,9	16	20	184,2	136,2	116	2	14,5	KTD10.0-19.9	✓	0,18
TD1500120JER00	15,0	15,9	20	25	193,7	143,7	120	2	15	KTD10.0-19.9	✓	0,24
TD1600128JER00	16,0	16,9	20	25	203,3	153,3	128	2	16	KTD10.0-19.9	✓	0,26
TD1700136JER00	17,0	17,9	20	25	212,9	162,9	136	2	17	KTD10.0-19.9	✓	0,28
TD1800144JFR00	18,0	18,9	25	32	228,5	172,5	144	2	18	KTD10.0-19.9	✓	0,42
TD1900152JFR00	19,0	19,9	25	32	238	182,0	152	2	19	KTD10.0-19.9	✓	0,45
TD2000160JFR00	20,0	20,9	25	32	247,6	191,6	160	2	20	KTD20.0-26.9	✓	0,48
TD2100168JFR00	21,0	21,9	25	32	257,2	201,2	168	2	21	KTD20.0-26.9	✓	0,55
TD2200176JFR00	22,0	22,9	25	32	266,8	210,8	176	2	22	KTD20.0-26.9	✓	0,61
TD2300184JGR00	23,0	23,9	32	42	280,3	220,3	184	2	23	KTD20.0-26.9	✓	0,68
TD2400192JGR00	24,0	24,9	32	42	290	230,0	192	2	24	KTD20.0-26.9	✓	0,72
TD2500200JGR00	25,0	25,9	32	42	299,5	239,5	200	2	25	KTD20.0-26.9	✓	0,76

ADAPTION ACC. TO DIN 1835 A
ATTACHEMENT COMPATIBLE DIN 1835 A



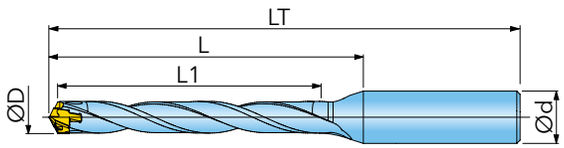

Designation Réf. de l'article	D min.	D max.	d	LT	L	L1	Z	Ps	Key	IK	kg
TD0600048T2R00	6,0	6,4	12	107	62	48	2	6	KTD6.0-9.9	✓	0,05
TD0650052T2R00	6,5	6,9	12	111,3	66,3	52	2	6,5	KTD6.0-9.9	✓	0,05
TD0700056T2R00	7,0	7,4	12	115,6	70,6	56	2	7	KTD6.0-9.9	✓	0,06
TD0750060T2R00	7,5	7,9	12	119,6	74,6	60	2	7	KTD6.0-9.9	✓	0,06
TD0800064T2R00	8,0	8,4	12	124,4	79,4	64	2	8	KTD6.0-9.9	✓	0,07
TD0850068T2R00	8,5	8,9	12	128,4	83,4	68	2	8	KTD6.0-9.9	✓	0,07
TD0900072T2R00	9,0	9,4	12	132,8	87,8	72	2	9	KTD6.0-9.9	✓	0,08
TD0950076T2R00	9,5	9,9	12	137,7	92,7	76	2	9	KTD6.0-9.9	✓	0,08
TD1000080T3R00	10,0	10,4	16	144,2	96,2	80	2	10	KTD10.0-19.9	✓	0,11
TD1050084T3R00	10,5	10,9	16	148,2	100,2	84	2	10	KTD10.0-19.9	✓	0,12
TD1100088T3R00	11,0	11,4	16	152,6	104,6	88	2	11	KTD10.0-19.9	✓	0,12
TD1150092T3R00	11,5	11,9	16	156,6	108,6	92	2	11	KTD10.0-19.9	✓	0,13
TD1200096T3R00	12,0	12,4	16	161	113,0	96	2	12	KTD10.0-19.9	✓	0,13
TD1250100T3R00	12,5	12,9	16	165	117,0	100	2	12	KTD10.0-19.9	✓	0,13
TD1300104T3R00	13,0	13,4	16	169,6	121,6	104	2	13	KTD10.0-19.9	✓	0,14
TD1350108T3R00	13,5	13,9	16	173,6	125,6	108	2	13	KTD10.0-19.9	✓	0,15
TD1400112T3R00	14,0	14,4	16	180,1	132,1	112	2	14	KTD10.0-19.9	✓	0,16
TD1450116T3R00	14,5	14,9	16	184,2	136,2	116	2	14	KTD10.0-19.9	✓	0,18
TD1500120T4R00	15,0	15,9	20	193,7	143,7	120	2	15	KTD10.0-19.9	✓	0,24
TD1600128T4R00	16,0	16,9	20	203,3	153,3	128	2	16	KTD10.0-19.9	✓	0,26
TD1700136T4R00	17,0	17,9	20	212,9	162,9	136	2	17	KTD10.0-19.9	✓	0,28
TD1800144T5R00	18,0	18,9	25	228,5	172,5	144	2	18	KTD10.0-19.9	✓	0,42
TD1900152T5R00	19,0	19,9	25	238	182,0	152	2	19	KTD10.0-19.9	✓	0,45
TD2000160T5R00	20,0	20,9	25	247,6	191,6	160	2	20	KTD20.0-26.9	✓	0,48
TD2100168T5R00	21,0	21,9	25	257,2	201,2	168	2	21	KTD20.0-26.9	✓	0,55
TD2200176T5R00	22,0	22,9	25	266,8	210,8	176	2	22	KTD20.0-26.9	✓	0,61
TD2300184U7R00	23,0	23,9	32	280,3	220,3	184	2	23	KTD20.0-26.9	✓	0,68
TD2400192U7R00	24,0	24,9	32	289,9	229,9	192	2	24	KTD20.0-26.9	✓	0,72
TD2500200U7R00	25,0	25,9	32	299,5	239,5	200	2	25	KTD20.0-26.9	✓	0,76

ADAPTION ACC. TO DIN 1835 A
ATTACHEMENT COMPATIBLE DIN 1835 A



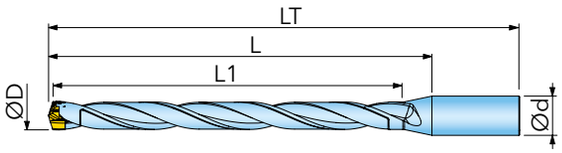

Designation Réf. de l'article	D min.	D max.	d	LT	L	L1	Z	Ps	Key	IK	kg
TD0800096T2R00	8,0	8,4	12	156,4	111,4	96	2	8	KTD6.0-9.9	✓	0,08
TD0850102T2R00	8,5	8,9	12	162,4	117,4	102	2	8	KTD6.0-9.9	✓	0,08
TD0900108T2R00	9,0	9,4	12	168,8	123,8	108	2	9	KTD6.0-9.9	✓	0,09
TD0950114T2R00	9,5	9,9	12	184,8	129,8	114	2	9	KTD6.0-9.9	✓	0,09
TD1000120T3R00	10,0	10,4	16	184,2	136,2	120	2	10	KTD10.0-19.0	✓	0,12
TD1050126T3R00	10,5	10,9	16	190,2	142,2	126	2	10	KTD10.0-19.0	✓	0,13
TD1100132T3R00	11,0	11,4	16	196,6	148,6	132	2	11	KTD10.0-19.0	✓	0,13
TD1150138T3R00	11,5	11,9	16	202,6	154,6	138	2	11	KTD10.0-19.0	✓	0,14
TD1200144T3R00	12,0	12,4	16	209	161,0	144	2	12	KTD10.0-19.9	✓	0,14
TD1250150T3R00	12,5	12,9	16	215	167,0	150	2	12	KTD10.0-19.9	✓	0,14
TD1300156T3R00	13,0	13,4	16	221,6	173,6	156	2	13	KTD10.0-19.9	✓	0,15
TD1350162T3R00	13,5	13,9	16	227,6	179,6	162	2	13	KTD10.0-19.9	✓	0,15
TD1400168T3R00	14,0	14,4	16	236,2	188,2	168	2	14	KTD10.0-19.9	✓	0,17
TD1450174T3R00	14,5	14,9	16	242,2	194,2	174	2	14	KTD10.0-19.9	✓	0,20
TD1500180T4R00	15,0	15,9	20	253,7	203,7	180	2	15	KTD10.0-19.9	✓	0,27
TD1600192T4R00	16,0	16,9	20	267,3	217,3	192	2	16	KTD10.0-19.9	✓	0,30
TD1700204T4R00	17,0	17,9	20	280,9	230,9	204	2	17	KTD10.0-19.9	✓	0,32
TD1800216T5R00	18,0	18,9	25	300,6	244,6	216	2	18	KTD10.0-19.9	✓	0,48
TD1900228T5R00	19,0	19,9	25	314	258,0	228	2	19	KTD10.0-19.9	✓	0,52
TD2000240T5R00	20,0	20,9	25	327,6	271,6	240	2	20	KTD20.0-26.9	✓	0,57
TD2100252T5R00	21,0	21,9	25	350	285,2	252	2	21	KTD20.0-26.9	✓	0,65
TD2200264T5R00	22,0	22,9	25	354,8	298,8	264	2	22	KTD20.0-26.9	✓	0,75
TD2300276U7R00	23,0	23,9	32	372,3	312,3	286	2	23	KTD20.0-26.9	✓	0,82
TD2400288U7R00	24,0	24,9	32	385,9	325,9	288	2	24	KTD20.0-26.9	✓	0,86
TD2500300U7R00	25,0	25,9	32	399,5	339,5	300	2	25	KTD20.0-26.9	✓	0,90

Member IMC Group Ingersoll Cutting Tools

ADAPTION ACC. TO DIN 1835 B
ATTACHEMENT COMPATIBLE DIN 1835 B



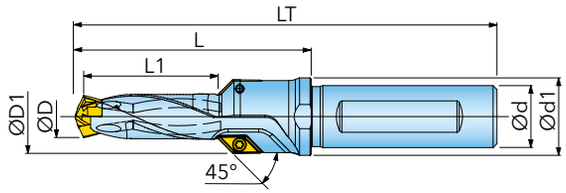

Designation Réf. de l'article	D min.	D max.	D1	d	d1	LT	L	L1	Z	Ps	Key	IK	kg
TC0680021JCR01	6,5	6,9	13,5	12	16	90	45	21	2	6,5	KTD6.0-9.9	✓	0,06
TC0850026JCR01	8,5	8,9	15,5	12	16	95	50	26	2	8,5	KTD6.0-9.9	✓	0,07
TC1020030JDR01	10,0	10,4	17	16	20	102	54	30	2	10	KTD10.0-19.9	✓	0,08
TC1200035JDR01	12,0	12,4	19	16	20	109	61	35	2	12	KTD10.0-19.9	✓	0,10
TC1400039JER01	14,0	14,4	21	20	25	119	69	39	2	14	KTD10.0-19.9	✓	0,16
TC1750042JER01	17,0	17,9	24,5	20	27	122	72	42	2	17	KTD10.0-19.9	✓	0,23
TC2100048JFR01	21,0	21,9	28	25	32	136	80	48	2	21	KTD20.0-26.9	✓	0,30

KOMT050104R

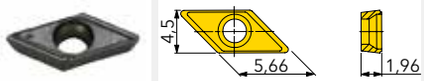

Designation Réf. de l'article	fz(min/max)	Design Conception	Grade Nuance	IN2005	IN2505
KOMT050104R	0,08/0,20	chamfering geometry / Géométrie à chanfreiner			

● = P ● = M ● = K ● = N ● = S ○ = H

SPARE PARTS ACCESSOIRES

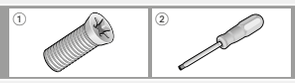

	SM22-046-00	DS-T07S

① = Insert screw / Vis de serrage plaquette ② = Screw driver / Tournevis

ADAPTION ACC. TO DIN 1835 B (WELDON)
ATTACHEMENT DIN 1835 B (WELDON)



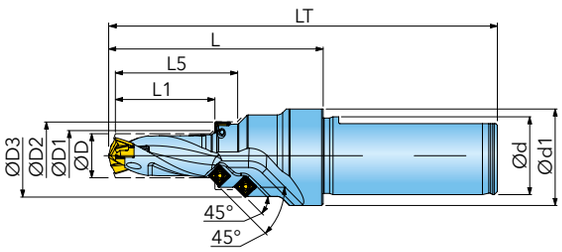

Designation Réf. de l'article	D	D1	D2	D3	d	d1	LT	L	L1	L5	Z	Ps	Key	IK	kg
TC1020063JER00	10,2	13	17,8	22,6	20	28	114,3	64,3	28	34,2	2	10	KTD10.0-19.9	✓	0,17
TC1400067JFR00	14	17	21,8	26,6	25	32	125	69	32	39,2	2	14	KTD10.0-19.9	✓	0,27
TC2100086JGR00	21	25	33,8	38,6	32	45	148,7	88,7	51	60,2	2	21	KTD20.0-26.9	✓	0,49

SCLT050204N-PH

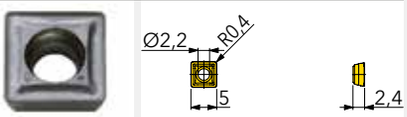

SHGT050204-HP

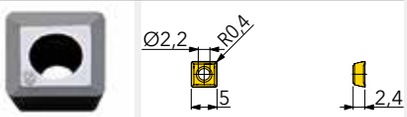

SCLT050204N

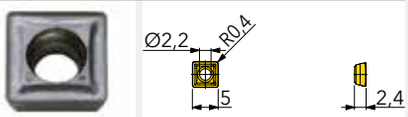

Designation Réf. de l'article	fz(min/max)	Design Conception	Grade Nuance	IN10K	IN2005	IN2010	IN2530
SCLT050204N-PH	0,05/0,12	positive geometry R0,4 / Géométrie positive R0,4			◐		◐
SHGT050204-HP	0,05/0,12	non-ferrous geometry, polished R0,4 / Géo. pour mat. non fer., polie R0,4		●			
SCLT050204N	0,05/0,12	cast iron geometry R0,4 / Géométrie fonte R 0,4				●	

● = P ● = M ● = K ● = N ● = S ○ = H

SPARE PARTS
ACCESSOIRES



	SM20-043-00 (0,7Nm)	TXPLUS06x90-B

① = Insert screw / Vis de serrage plaquette ② = Torx-Bit / Embout torx

Member IMC Group Ingersoll Cutting Tools

BORING HEADS FOR GOLDTWIST
EMBOUTS DE PERÇAGE POUR GOLDTWIST

Steel / Acier Machining

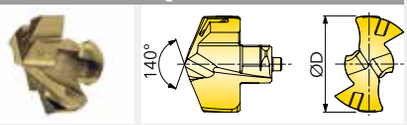

Aluminium / Aluminium Machining

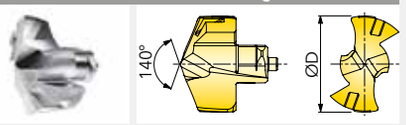

Cast / Fonte Machining

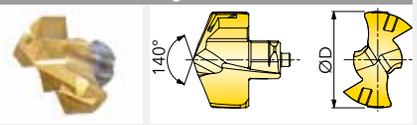

Stainless Steel / Inox Machining

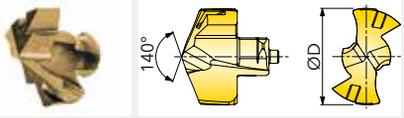

Steel-C / Acier-C Machining

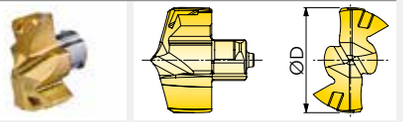

Flat Bottom / Fond Plat (1,5xD/3xD/5xD) Machining

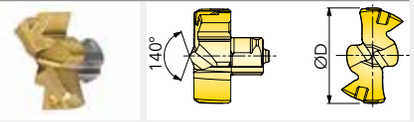

	Designation / Réf. de l'article						
D	Steel / Acier	Aluminium / Aluminium	Cast / Fonte	Stainless Steel / Inox	Steel-C / Acier-C	Flat Bottom / Fond Plat	Grade / Nuance
4,0	TPA0400R01						IN 2505
4,1	TPA0410R01						IN 2505
4,2	TPA0420R01						IN 2505
4,3	TPA0430R01						IN 2505
4,4	TPA0440R01						IN 2505
4,5	TPA0450R01						IN 2505
4,6	TPA0460R01						IN 2505
4,7	TPA0470R01						IN 2505
4,8	TPA0480R01						IN 2505
4,9	TPA0490R01						IN 2505
5,0	TPA0500R01						IN 2505
5,1	TPA0510R01						IN 2505
5,2	TPA0520R01						IN 2505
5,3	TPA0530R01						IN 2505
5,4	TPA0540R01						IN 2505
5,5	TPA0550R01						IN 2505
5,6	TPA0560R01						IN 2505
5,8	TPA0580R01						IN 2505
5,9	TPA0590R01						IN 2505
6,0		TNA0600R01					IN 05S
6,0	TPA0600R01		TKA0600R01	TMA0600R01	TPC0600R01		IN 2505
6,1	TPA0610R01		TKA0610R01	TMA0610R01			IN 2505
6,2	TPA0620R01		TKA0620R01	TMA0620R01			IN 2505
6,3	TPA0630R01		TKA0630R01	TMA0630R01			IN 2505
6,4	TPA0640R01		TKA0640R01	TMA0640R01			IN 2505
6,5		TNA0650R01					IN 05S
6,5	TPA0650R01		TKA0650R01	TMA0650R01	TPC0650R01		IN 2505
6,6	TPA0660R01		TKA0660R01	TMA0660R01			IN 2505
6,7	TPA0670R01		TKA0670R01	TMA0670R01			IN 2505
6,8		TNA0680R01					IN 05S
6,8	TPA0680R01		TKA0680R01	TMA0680R01	TPC0680R01		IN 2505
6,9	TPA0690R01		TKA0690R01	TMA0690R01			IN 2505
7,0		TNA0700R01					IN 05S
7,0	TPA0700R01		TKA0700R01	TMA0700R01	TPC0700R01	TPF0700R01	IN 2505
7,1	TPA0710R01		TKA0710R01	TMA0710R01			IN 2505
7,2	TPA0720R01		TKA0720R01	TMA0720R01			IN 2505
7,3	TPA0730R01		TKA0730R01	TMA0730R01			IN 2505
7,4	TPA0740R01		TKA0740R01	TMA0740R01			IN 2505
7,5		TNA0750R01					IN 05S
7,5	TPA0750R01		TKA0750R01	TMA0750R01	TPC0750R01	TPF0750R01	IN 2505

BORING HEADS FOR GOLDTWIST
EMBOUTS DE PERÇAGE POUR GOLDTWIST

	Designation / Réf. de l'article						
D	Steel / Acier	Aluminium / Aluminium	Cast / Fonte	Stainless Steel / Inox	Steel-C / Acier-C	Flat Bottom / Fond Plat	Grade / Nuance
7,6	TPA0760R01		TKA0760R01	TMA0760R01			IN 2505
7,7	TPA0770R01		TKA0770R01	TMA0770R01			IN 2505
7,8	TPA0780R01		TKA0780R01	TMA0780R01			IN 2505
7,9	TPA0790R01		TKA0790R01	TMA0790R01			IN 2505
8,0		TNA0800R01					IN 05S
8,0	TPA0800R01		TKA0800R01	TMA0800R01	TPC0800R01	TPF0800R01	IN 2505
8,1	TPA0810R01		TKA0810R01	TMA0810R01			IN 2505
8,2	TPA0820R01		TKA0820R01	TMA0820R01			IN 2505
8,3	TPA0830R01		TKA0830R01	TMA0830R01			IN 2505
8,4	TPA0840R01		TKA0840R01	TMA0840R01			IN 2505
8,5		TNA0850R01					IN 05S
8,5	TPA0850R01		TKA0850R01	TMA0850R01	TPC0850R01	TPF0850R01	IN 2505
8,6	TPA0860R01		TKA0860R01	TMA0860R01			IN 2505
8,7	TPA0870R01		TKA0870R01	TMA0870R01			IN 2505
8,8	TPA0880R01		TKA0880R01	TMA0880R01			IN 2505
8,9	TPA0890R01		TKA0890R01	TMA0890R01			IN 2505
9,0		TNA0900R01					IN 05S
9,0	TPA0900R01		TKA0900R01	TMA0900R01	TPC0900R01	TPF0900R01	IN 2505
9,1	TPA0910R01		TKA0910R01	TMA0910R01			IN 2505
9,2	TPA0920R01		TKA0920R01	TMA0920R01			IN 2505
9,3	TPA0930R01		TKA0930R01	TMA0930R01			IN 2505
9,4	TPA0940R01		TKA0940R01	TMA0940R01			IN 2505
9,5		TNA0950R01					IN 05S
9,5	TPA0950R01		TKA0950R01	TMA0950R01	TPC0950R01	TPF0950R01	IN 2505
9,6	TPA0960R01		TKA0960R01	TMA0960R01			IN 2505
9,7	TPA0970R01		TKA0970R01	TMA0970R01			IN 2505
9,8	TPA0980R01		TKA0980R01	TMA0980R01			IN 2505
9,9	TPA0990R01		TKA0990R01	TMA0990R01			IN 2505
10,0		TNA1000R01					IN 05S
10,0	TPA1000R01		TKA1000R01	TMA1000R01	TPC1000R01	TPF1000R01	IN 2505
10,1	TPA1010R01		TKA1010R01	TMA1010R01			IN 2505
10,2		TNA1020R01					IN 05S
10,2	TPA1020R01		TKA1020R01	TMA1020R01	TPC1020R01		IN 2505
10,3	TPA1030R01		TKA1030R01	TMA1030R01			IN 2505
10,4	TPA1040R01		TKA1040R01	TMA1040R01			IN 2505
10,5		TNA1050R01					IN 05S
10,5	TPA1050R01		TKA1050R01	TMA1050R01	TPC1050R01	TPF1050R01	IN 2505
10,6	TPA1060R01		TKA1060R01	TMA1060R01			IN 2505
10,7	TPA1070R01		TKA1070R01	TMA1070R01			IN 2505
10,8	TPA1080R01		TKA1080R01	TMA1080R01			IN 2505
10,9	TPA1090R01		TKA1090R01	TMA1090R01			IN 2505
11,0		TNA1100R01					IN 05S
11,0	TPA1100R01		TKA1100R01	TMA1100R01	TPC1100R01	TPF1100R01	IN 2505
11,1	TPA1110R01		TKA1110R01	TMA1110R01			IN 2505
11,2	TPA1120R01		TKA1120R01	TMA1120R01			IN 2505
11,3	TPA1130R01		TKA1130R01	TMA1130R01			IN 2505
11,4	TPA1140R01		TKA1140R01	TMA1140R01			IN 2505
11,5		TNA1150R01					IN 05S
11,5	TPA1150R01		TKA1150R01	TMA1150R01	TPC1150R01	TPF1150R01	IN 2505
11,6	TPA1160R01		TKA1160R01	TMA1160R01			IN 2505

BORING HEADS FOR GOLDTWIST
EMBOUTS DE PERÇAGE POUR GOLDTWIST

	Designation / Réf. de l'article						
D	Steel / Acier	Aluminium / Aluminium	Cast / Fonte	Stainless Steel / Inox	Steel-C / Acier-C	Flat Bottom / Fond Plat	Grade / Nuance
11,7	TPA1170R01		TKA1170R01	TMA1170R01			IN 2505
11,8	TPA1180R01		TKA1180R01	TMA1180R01			IN 2505
11,9	TPA1190R01		TKA1190R01	TMA1190R01			IN 2505
12,0		TNA1200R01					IN 05S
12,0	TPA1200R01		TKA1200R01	TMA1200R01	TPC1200R01	TPF1200R01	IN 2505
12,1	TPA1210R01		TKA1210R01	TMA1210R01			IN 2505
12,2	TPA1220R01		TKA1220R01	TMA1220R01			IN 2505
12,3	TPA1230R01		TKA1230R01	TMA1230R01			IN 2505
12,4	TPA1240R01		TKA1240R01	TMA1240R01			IN 2505
12,5		TNA1250R01					IN 05S
12,5	TPA1250R01		TKA1250R01	TMA1250R01	TPC1250R01	TPF1250R01	IN 2505
12,6	TPA1260R01		TKA1260R01	TMA1260R01			IN 2505
12,7	TPA1270R01		TKA1270R01	TMA1270R01	TPC1270R01		IN 2505
12,8	TPA1280R01		TKA1280R01	TMA1280R01			IN 2505
12,9	TPA1290R01		TKA1290R01	TMA1290R01			IN 2505
13,0		TNA1300R01					IN 05S
13,0	TPA1300R01		TKA1300R01	TMA1300R01	TPC1300R01	TPF1300R01	IN 2505
13,1	TPA1310R01		TKA1310R01	TMA1310R01			IN 2505
13,2	TPA1320R01		TKA1320R01	TMA1320R01			IN 2505
13,3	TPA1330R01		TKA1330R01	TMA1330R01			IN 2505
13,4	TPA1340R01		TKA1340R01	TMA1340R01			IN 2505
13,5		TNA1350R01					IN 05S
13,5	TPA1350R01		TKA1350R01	TMA1350R01	TPC1350R01	TPF1350R01	IN 2505
13,6	TPA1360R01		TKA1360R01	TMA1360R01			IN 2505
13,7	TPA1370R01		TKA1370R01	TMA1370R01			IN 2505
13,8	TPA1380R01		TKA1380R01	TMA1380R01			IN 2505
13,9	TPA1390R01		TKA1390R01	TMA1390R01			IN 2505
14,0		TNA1400R01					IN 05S
14,0	TPA1400R01		TKA1400R01	TMA1400R01	TPC1400R01	TPF1400R01	IN 2505
14,1	TPA1410R01		TKA1410R01	TMA1410R01			IN 2505
14,2	TPA1420R01		TKA1420R01	TMA1420R01			IN 2505
14,3	TPA1430R01		TKA1430R01	TMA1430R01			IN 2505
14,4	TPA1440R01		TKA1440R01	TMA1440R01			IN 2505
14,5		TNA1450R01					IN 05S
14,5	TPA1450R01		TKA1450R01	TMA1450R01	TPC1450R01	TPF1450R01	IN 2505
14,6	TPA1460R01		TKA1460R01	TMA1460R01			IN 2505
14,7	TPA1470R01		TKA1470R01	TMA1470R01			IN 2505
14,8	TPA1480R01		TKA1480R01	TMA1480R01			IN 2505
14,9	TPA1490R01		TKA1490R01	TMA1490R01			IN 2505
15,0		TNA1500R01					IN 05S
15,0	TPA1500R01		TKA1500R01	TMA1500R01	TPC1500R01	TPF1500R01	IN 2505
15,1	TPA1510R01		TKA1510R01	TMA1510R01			IN 2505
15,2	TPA1520R01		TKA1520R01	TMA1520R01			IN 2505
15,3	TPA1530R01		TKA1530R01	TMA1530R01			IN 2505
15,4	TPA1540R01		TKA1540R01	TMA1540R01			IN 2505
15,5		TNA1550R01					IN 05S
15,5	TPA1550R01		TKA1550R01	TMA1550R01	TPC1550R01	TPF1550R01	IN 2505
15,6	TPA1560R01		TKA1560R01	TMA1560R01			IN 2505
15,7	TPA1570R01		TKA1570R01	TMA1570R01			IN 2505
15,8	TPA1580R01		TKA1580R01	TMA1580R01			IN 2505

BORING HEADS FOR GOLDTWIST
EMBOUTS DE PERÇAGE POUR GOLDTWIST

	Designation / Réf. de l'article						
D	Steel / Acier	Aluminium / Aluminium	Cast / Fonte	Stainless Steel / Inox	Steel-C / Acier-C	Flat Bottom / Fond Plat	Grade / Nuance
15,9	TPA1590R01		TKA1590R01	TMA1590R01			IN 2505
16,0		TNA1600R01					IN 05S
16,0	TPA1600R01		TKA1600R01	TMA1600R01	TPC1600R01	TPF1600R01	IN 2505
16,1	TPA1610R01		TKA1610R01	TMA1610R01			IN 2505
16,2	TPA1620R01		TKA1620R01	TMA1620R01			IN 2505
16,3	TPA1630R01		TKA1630R01	TMA1630R01			IN 2505
16,4	TPA1640R01		TKA1640R01	TMA1640R01			IN 2505
16,5		TNA1650R01					IN 05S
16,5	TPA1650R01		TKA1650R01	TMA1650R01	TPC1650R01	TPF1650R01	IN 2505
16,6	TPA1660R01		TKA1660R01	TMA1660R01			IN 2505
16,7	TPA1670R01		TKA1670R01	TMA1670R01			IN 2505
16,8	TPA1680R01		TKA1680R01	TMA1680R01			IN 2505
16,9	TPA1690R01		TKA1690R01	TMA1690R01			IN 2505
17,0		TNA1700R01					IN 05S
17,0	TPA1700R01		TKA1700R01	TMA1700R01	TPC1700R01	TPF1700R01	IN 2505
17,1	TPA1710R01		TKA1710R01	TMA1710R01			IN 2505
17,2	TPA1720R01		TKA1720R01	TMA1720R01			IN 2505
17,3	TPA1730R01		TKA1730R01	TMA1730R01			IN 2505
17,4	TPA1740R01		TKA1740R01	TMA1740R01			IN 2505
17,5		TNA1750R01					IN 05S
17,5	TPA1750R01		TKA1750R01	TMA1750R01	TPC1750R01	TPF1750R01	IN 2505
17,6	TPA1760R01		TKA1760R01	TMA1760R01			IN 2505
17,7	TPA1770R01		TKA1770R01	TMA1770R01			IN 2505
17,8	TPA1780R01		TKA1780R01	TMA1780R01			IN 2505
17,9	TPA1790R01		TKA1790R01	TMA1790R01			IN 2505
18,0		TNA1800R01					IN 05S
18,0	TPA1800R01		TKA1800R01	TMA1800R01	TPC1800R01	TPF1800R01	IN 2505
18,1	TPA1810R01		TKA1810R01	TMA1810R01			IN 2505
18,2	TPA1820R01		TKA1820R01	TMA1820R01			IN 2505
18,3	TPA1830R01		TKA1830R01	TMA1830R01			IN 2505
18,4	TPA1840R01		TKA1840R01	TMA1840R01			IN 2505
18,5		TNA1850R01					IN 05S
18,5	TPA1850R01		TKA1850R01	TMA1850R01	TPC1850R01	TPF1850R01	IN 2505
18,6	TPA1860R01		TKA1860R01	TMA1860R01			IN 2505
18,7	TPA1870R01		TKA1870R01	TMA1870R01			IN 2505
18,8	TPA1880R01		TKA1880R01	TMA1880R01			IN 2505
18,9	TPA1890R01		TKA1890R01	TMA1890R01			IN 2505
19,0		TNA1900R01					IN 05S
19,0	TPA1900R01		TKA1900R01	TMA1900R01	TPC1900R01	TPF1900R01	IN 2505
19,1	TPA1910R01		TKA1910R01	TMA1910R01			IN 2505
19,2	TPA1920R01		TKA1920R01	TMA1920R01			IN 2505
19,3	TPA1930R01		TKA1930R01	TMA1930R01			IN 2505
19,4	TPA1940R01		TKA1940R01	TMA1940R01			IN 2505
19,5		TNA1950R01					IN 05S
19,5	TPA1950R01		TKA1950R01	TMA1950R01	TPC1950R01	TPF1950R01	IN 2505
19,6	TPA1960R01		TKA1960R01	TMA1960R01			IN 2505
19,7	TPA1970R01		TKA1970R01	TMA1970R01			IN 2505
19,8	TPA1980R01		TKA1980R01	TMA1980R01			IN 2505
19,9	TPA1990R01		TKA1990R01	TMA1990R01			IN 2505
20,0		TNA2000R01					IN 05S

Member IMC Group Ingersoll Cutting Tools

BORING HEADS FOR GOLDTWIST
EMBOUTS DE PERÇAGE POUR GOLDTWIST

	Designation / Réf. de l'article						
D	Steel / Acier	Aluminium / Aluminium	Cast / Fonte	Stainless Steel / Inox	Steel-C / Acier-C	Flat Bottom / Fond Plat	Grade / Nuance
20,0	TPA2000R01		TKA2000R01	TMA2000R01	TPC2000R01	TPF2000R01	IN 2505
20,1	TPA2010R01		TKA2010R01	TMA2010R01			IN 2505
20,2	TPA2020R01		TKA2020R01	TMA2020R01			IN 2505
20,3	TPA2030R01		TKA2030R01	TMA2030R01			IN 2505
20,4	TPA2040R01		TKA2040R01	TMA2040R01			IN 2505
20,5		TNA2050R01					IN 05S
20,5	TPA2050R01		TKA2050R01	TMA2050R01	TPC2050R01	TPF2050R01	IN 2505
20,6	TPA2060R01		TKA2060R01	TMA2060R01			IN 2505
20,7	TPA2070R01		TKA2070R01	TMA2070R01			IN 2505
20,8	TPA2080R01		TKA2080R01	TMA2080R01			IN 2505
20,9	TPA2090R01		TKA2090R01	TMA2090R01			IN 2505
21,0		TNA2100R01					IN 05S
21,0	TPA2100R01		TKA2100R01	TMA2100R01	TPC2100R01	TPF2100R01	IN 2505
21,1	TPA2110R01		TKA2110R01	TMA2110R01			IN 2505
21,2	TPA2120R01		TKA2120R01	TMA2120R01			IN 2505
21,3	TPA2130R01		TKA2130R01	TMA2130R01			IN 2505
21,4	TPA2140R01		TKA2140R01	TMA2140R01			IN 2505
21,5		TNA2150R01					IN 05S
21,5	TPA2150R01		TKA2150R01	TMA2150R01	TPC2150R01	TPF2150R01	IN 2505
21,6	TPA2160R01		TKA2160R01	TMA2160R01			IN 2505
21,7	TPA2170R01		TKA2170R01	TMA2170R01			IN 2505
21,8	TPA2180R01		TKA2180R01	TMA2180R01			IN 2505
21,9	TPA2190R01		TKA2190R01	TMA2190R01			IN 2505
22,0		TNA2200R01					IN 05S
22,0	TPA2200R01		TKA2200R01	TMA2200R01	TPC2200R01	TPF2200R01	IN 2505
22,1	TPA2210R01		TKA2210R01	TMA2210R01			IN 2505
22,2	TPA2220R01		TKA2220R01	TMA2220R01			IN 2505
22,3	TPA2230R01		TKA2230R01	TMA2230R01			IN 2505
22,4	TPA2240R01		TKA2240R01	TMA2240R01			IN 2505
22,5		TNA2250R01					IN 05S
22,5	TPA2250R01		TKA2250R01	TMA2250R01	TPC2250R01	TPF2250R01	IN 2505
22,6	TPA2260R01		TKA2260R01	TMA2260R01			IN 2505
22,7	TPA2270R01		TKA2270R01	TMA2270R01			IN 2505
22,8	TPA2280R01		TKA2280R01	TMA2280R01			IN 2505
22,9	TPA2290R01		TKA2290R01	TMA2290R01			IN 2505
23,0		TNA2300R01					IN 05S
23,0	TPA2300R01		TKA2300R01	TMA2300R01	TPC2300R01	TPF2300R01	IN 2505
23,1	TPA2310R01		TKA2310R01	TMA2310R01			IN 2505
23,2	TPA2320R01		TKA2320R01	TMA2320R01			IN 2505
23,3	TPA2330R01		TKA2330R01	TMA2330R01			IN 2505
23,4	TPA2340R01		TKA2340R01	TMA2340R01			IN 2505
23,5		TNA2350R01					IN 05S
23,5	TPA2350R01		TKA2350R01	TMA2350R01	TPC2350R01	TPF2350R01	IN 2505
23,6	TPA2360R01		TKA2360R01	TMA2360R01			IN 2505
23,7	TPA2370R01		TKA2370R01	TMA2370R01			IN 2505
23,8	TPA2380R01		TKA2380R01	TMA2380R01			IN 2505
23,9	TPA2390R01		TKA2390R01	TMA2390R01			IN 2505
24,0		TNA2400R01					IN 05S
24,0	TPA2400R01		TKA2400R01	TMA2400R01	TPC2400R01	TPF2400R01	IN 2505
24,1	TPA2410R01		TKA2410R01	TMA2410R01			IN 2505

BORING HEADS FOR GOLDTWIST
EMBOUTS DE PERÇAGE POUR GOLDTWIST

	Designation / Réf. de l'article						
D	Steel / Acier	Aluminium / Aluminium	Cast / Fonte	Stainless Steel / Inox	Steel-C / Acier-C	Flat Bottom / Fond Plat	Grade / Nuance
24,2	TPA2420R01		TKA2420R01	TMA2420R01			IN 2505
24,3	TPA2430R01		TKA2430R01	TMA2430R01			IN 2505
24,4	TPA2440R01		TKA2440R01	TMA2440R01			IN 2505
24,5		TNA2450R01					IN 05S
24,5	TPA2450R01		TKA2450R01	TMA2450R01	TPC2450R01	TPF2450R01	IN 2505
24,6	TPA2460R01		TKA2460R01	TMA2460R01			IN 2505
24,7	TPA2470R01		TKA2470R01	TMA2470R01			IN 2505
24,8	TPA2480R01		TKA2480R01	TMA2480R01			IN 2505
24,9	TPA2490R01		TKA2490R01	TMA2490R01			IN 2505
25,0		TNA2500R01					IN 05S
25,0	TPA2500R01		TKA2500R01	TMA2500R01	TPC2500R01	TPF2500R01	IN 2505
25,1	TPA2510R01		TKA2510R01	TMA2510R01			IN 2505
25,2	TPA2520R01		TKA2520R01	TMA2520R01			IN 2505
25,3	TPA2530R01		TKA2530R01	TMA2530R01			IN 2505
25,4	TPA2540R01		TKA2540R01	TMA2540R01			IN 2505
25,5		TNA2550R01					IN 05S
25,5	TPA2550R01		TKA2550R01	TMA2550R01	TPC2550R01	TPF2550R01	IN 2505
25,6	TPA2560R01		TKA2560R01	TMA2560R01			IN 2505
25,7	TPA2570R01		TKA2570R01	TMA2570R01			IN 2505
25,8	TPA2580R01		TKA2580R01	TMA2580R01			IN 2505
25,9	TPA2590R01		TKA2590R01	TMA2590R01	TPC2590R01		IN 2505

SCREW-IN TYPE ADAPTION
ATTACHEMENT FILETÉ



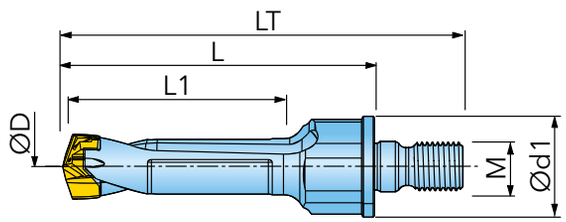

Designation Réf. de l'article	D min.	D max.	d1	LT	L	L1	M	Z	Ps	Key	IK	kg
TD0600018X7R00	6,0	6,4	25	64,0	42,0	19,0	M12	2	6	KTD6.0-9.9	✓	0,075
TD0650020X7R00	6,5	6,9	25	66,3	44,3	20,7	M12	2	6,5	KTD6.0-9.9	✓	0,100
TD0700021X7R00	7,0	7,4	25	67,6	45,6	22,0	M12	2	7	KTD6.0-9.9	✓	0,105
TD0750023X7R00	7,5	7,9	25	69,6	47,6	23,6	M12	2	7,5	KTD6.0-9.9	✓	0,105
TD0800024X7R00	8,0	8,4	25	71,4	49,4	25,2	M12	2	8	KTD6.0-9.9	✓	0,105
TD0850026X7R00	8,5	8,9	25	72,4	50,4	26,8	M12	2	8,5	KTD6.0-9.9	✓	0,105
TD0900027X7R00	9,0	9,4	25	74,8	52,8	28,4	M12	2	9	KTD6.0-9.9	✓	0,075
TD0950029X7R00	9,5	9,9	25	76,8	54,8	29,9	M12	2	9,5	KTD6.0-9.9	✓	0,110
TD1000030X7R00	10,0	10,4	25	78,2	56,2	31,5	M12	2	10	KTD10.0-19.9	✓	0,115
TD1050032X7R00	10,5	10,9	25	80,2	58,2	33,1	M12	2	10,5	KTD10.0-19.9	✓	0,110
TD1100033X7R00	11,0	11,4	25	81,6	59,6	34,7	M12	2	11	KTD10.0-19.9	✓	0,110
TD1150035X7R00	11,5	11,9	25	83,6	61,6	36,3	M12	2	11,5	KTD10.0-19.9	✓	0,110
TD1200036X7R00	12,0	12,4	25	85,0	63,0	37,8	M12	2	12	KTD10.0-19.9	✓	0,124
TD1250038X7R00	12,5	12,9	25	86,0	64,0	39,4	M12	2	12,5	KTD10.0-19.9	✓	0,115
TD1300039X7R00	13,0	13,4	25	88,6	66,6	41,0	M12	2	13	KTD10.0-19.9	✓	0,120
TD1350041X7R00	13,5	13,9	25	90,6	68,6	42,6	M12	2	13,5	KTD10.0-19.9	✓	0,130
TD1400042X7R00	14,0	14,4	25	92,2	70,2	44,1	M12	2	14	KTD10.0-19.9	✓	0,125
TD1450044X7R00	14,5	14,9	25	94,2	72,2	45,7	M12	2	14,5	KTD10.0-19.9	✓	0,135
TD1500045X7R00	15,0	15,9	25	95,7	73,7	47,3	M12	2	15	KTD10.0-19.9	✓	0,145
TD1600048X7R00	16,0	16,9	25	99,3	77,3	50,4	M12	2	16	KTD10.0-19.9	✓	0,140
TD1700051X7R00	17,0	17,9	25	102,9	80,9	53,6	M12	2	17	KTD10.0-19.9	✓	0,155
TD1800054X7R00	18,0	18,9	25	106,5	84,5	56,7	M12	2	18	KTD10.0-19.9	✓	0,165
TD1900057X7R00	19,0	19,9	25	110,0	88,0	59,9	M12	2	19	KTD10.0-19.9	✓	0,180
TD2000060X7R00	20,0	20,9	25	113,6	91,6	63	M12	2	20	KTD20.0-26.9	✓	0,210

HEAD CHANGEABLE DRILL 2D...T Ø6,0-Ø10,4
FORET À EMBOUT 2D...T Ø6,0-Ø10,4

FOR EXCHANGEABLE HEAD SYSTEM
POUR SYSTEME DE TETES INTERCHANGEABLES



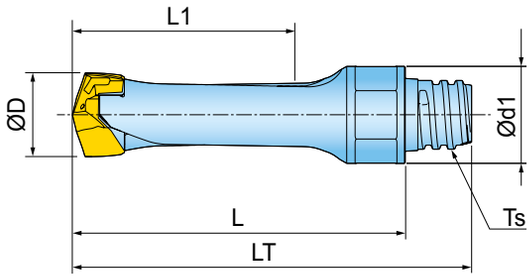

Designation Réf. de l'article	D min.	D max.	d1	LT	L	L1	Ts	Z	Key	IK	kg
TD0600012T6R00	6,0	6,4	9,6	34,3	28,0	13,0	T6	2	KTD6,0-9,9	✓	0,08
TD0800019T6R00	8,0	8,4	9,6	39,2	32,9	17,2	T6	2	KTD6,0-9,9	✓	0,09
TD1000020T8R00	10,0	10,4	11,6	47,3	39,8	21,5	T8	2	KTD10,0-19,9	✓	0,13

BORING HEADS FOR WINTWIST
EMBOUTS DE PERÇAGE POUR WINTWIST

Aluminium / Aluminium Machining

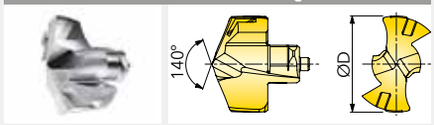

Cast / Fonte Machining

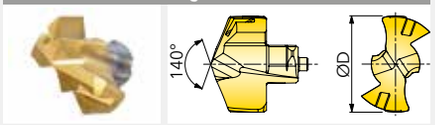

Stainless Steel / Inox Machining

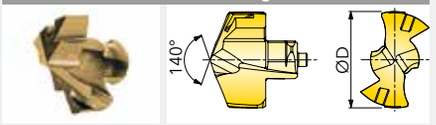

Steel / Acier Machining

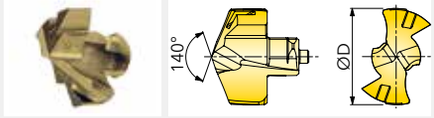

Steel-C / Acier-C Machining

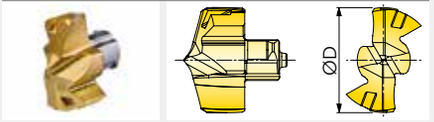

Flat Bottom / Fond Plat (1,5xD/3xD/5xD) Machining

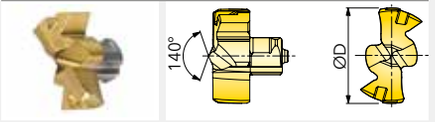

	Designation / Réf. de l'article						
D	Aluminium / Aluminium	Cast / Fonte	Stainless Steel / Inox	Steel / Acier	Steel-C / Acier-C	Flat Bottom / Fond Plat	Grade / Nuance
6,0	TNA0600R01						IN 05S
6,0		TKA0600R01	TMA0600R01	TPA0600R01	TPC0600R01		IN 2505
6,1		TKA0610R01	TMA0610R01	TPA0610R01			IN 2505
6,2		TKA0620R01	TMA0620R01	TPA0620R01			IN 2505
6,3		TKA0630R01	TMA0630R01	TPA0630R01			IN 2505
6,4		TKA0640R01	TMA0640R01	TPA0640R01			IN 2505
6,5	TNA0650R01						IN 05S
6,5		TKA0650R01	TMA0650R01	TPA0650R01	TPC0650R01		IN 2505
6,6		TKA0660R01	TMA0660R01	TPA0660R01			IN 2505
6,7		TKA0670R01	TMA0670R01	TPA0670R01			IN 2505
6,8	TNA0680R01						IN 05S
6,8		TKA0680R01	TMA0680R01	TPA0680R01	TPC0680R01		IN 2505
6,9		TKA0690R01	TMA0690R01	TPA0690R01			IN 2505
7,0	TNA0700R01						IN 05S
7,0		TKA0700R01	TMA0700R01	TPA0700R01	TPC0700R01	TPF0700R01	IN 2505
7,1		TKA0710R01	TMA0710R01	TPA0710R01			IN 2505
7,2		TKA0720R01	TMA0720R01	TPA0720R01			IN 2505
7,3		TKA0730R01	TMA0730R01	TPA0730R01			IN 2505
7,4		TKA0740R01	TMA0740R01	TPA0740R01			IN 2505
7,5	TNA0750R01						IN 05S
7,5		TKA0750R01	TMA0750R01	TPA0750R01	TPC0750R01	TPF0750R01	IN 2505
7,6		TKA0760R01	TMA0760R01	TPA0760R01			IN 2505
7,7		TKA0770R01	TMA0770R01	TPA0770R01			IN 2505
7,8		TKA0780R01	TMA0780R01	TPA0780R01			IN 2505
7,9		TKA0790R01	TMA0790R01	TPA0790R01			IN 2505
8,0	TNA0800R01						IN 05S
8,0		TKA0800R01	TMA0800R01	TPA0800R01	TPC0800R01	TPF0800R01	IN 2505
8,1		TKA0810R01	TMA0810R01	TPA0810R01			IN 2505
8,2		TKA0820R01	TMA0820R01	TPA0820R01			IN 2505
8,3		TKA0830R01	TMA0830R01	TPA0830R01			IN 2505
8,4		TKA0840R01	TMA0840R01	TPA0840R01			IN 2505
8,5	TNA0850R01						IN 05S
8,5		TKA0850R01	TMA0850R01	TPA0850R01	TPC0850R01	TPF0850R01	IN 2505
8,6		TKA0860R01	TMA0860R01	TPA0860R01			IN 2505
8,7		TKA0870R01	TMA0870R01	TPA0870R01			IN 2505
8,8		TKA0880R01	TMA0880R01	TPA0880R01			IN 2505
8,9		TKA0890R01	TMA0890R01	TPA0890R01			IN 2505
9,0	TNA0900R01						IN 05S
9,0		TKA0900R01	TMA0900R01	TPA0900R01	TPC0900R01	TPF0900R01	IN 2505
9,1		TKA0910R01	TMA0910R01	TPA0910R01			IN 2505

BORING HEADS FOR WINTWIST
EMBOUTS DE PERÇAGE POUR WINTWIST

D	Designation / Réf. de l'article						
	Aluminium / Aluminium	Cast / Fonte	Stainless Steel / Inox	Steel / Acier	Steel-C / Acier-C	Flat Bottom / Fond Plat	Grade / Nuance
9,2		TKA0920R01	TMA0920R01	TPA0920R01			IN 2505
9,3		TKA0930R01	TMA0930R01	TPA0930R01			IN 2505
9,4		TKA0940R01	TMA0940R01	TPA0940R01			IN 2505
9,5	TNA0950R01						IN 05S
9,5		TKA0950R01	TMA0950R01	TPA0950R01	TPC0950R01	TPF0950R01	IN 2505
9,6		TKA0960R01	TMA0960R01	TPA0960R01			IN 2505
9,7		TKA0970R01	TMA0970R01	TPA0970R01			IN 2505
9,8		TKA0980R01	TMA0980R01	TPA0980R01			IN 2505
9,9		TKA0990R01	TMA0990R01	TPA0990R01			IN 2505
10,0	TNA1000R01						IN 05S
10,0		TKA1000R01	TMA1000R01	TPA1000R01	TPC1000R01	TPF1000R01	IN 2505
10,1		TKA1010R01	TMA1010R01	TPA1010R01			IN 2505
10,2	TNA1020R01						IN 05S
10,2		TKA1020R01	TMA1020R01	TPA1020R01	TPC1020R01		IN 2505
10,3		TKA1030R01	TMA1030R01	TPA1030R01			IN 2505
10,4		TKA1040R01	TMA1040R01	TPA1040R01			IN 2505
10,5	TNA1050R01						IN 05S
10,5		TKA1050R01	TMA1050R01	TPA1050R01	TPC1050R01	TPF1050R01	IN 2505
10,6		TKA1060R01	TMA1060R01	TPA1060R01			IN 2505
10,7		TKA1070R01	TMA1070R01	TPA1070R01			IN 2505
10,8		TKA1080R01	TMA1080R01	TPA1080R01			IN 2505
10,9		TKA1090R01	TMA1090R01	TPA1090R01			IN 2505
11,0	TNA1100R01						IN 05S
11,0		TKA1100R01	TMA1100R01	TPA1100R01	TPC1100R01	TPF1100R01	IN 2505
11,1		TKA1110R01	TMA1110R01	TPA1110R01			IN 2505
11,2		TKA1120R01	TMA1120R01	TPA1120R01			IN 2505
11,3		TKA1130R01	TMA1130R01	TPA1130R01			IN 2505
11,4		TKA1140R01	TMA1140R01	TPA1140R01			IN 2505
11,5	TNA1150R01						IN 05S
11,5		TKA1150R01	TMA1150R01	TPA1150R01	TPC1150R01	TPF1150R01	IN 2505
11,6		TKA1160R01	TMA1160R01	TPA1160R01			IN 2505
11,7		TKA1170R01	TMA1170R01	TPA1170R01			IN 2505
11,8		TKA1180R01	TMA1180R01	TPA1180R01			IN 2505
11,9		TKA1190R01	TMA1190R01	TPA1190R01			IN 2505
12,0	TNA1200R01						IN 05S
12,0		TKA1200R01	TMA1200R01	TPA1200R01	TPC1200R01	TPF1200R01	IN 2505
12,1		TKA1210R01	TMA1210R01	TPA1210R01			IN 2505
12,2		TKA1220R01	TMA1220R01	TPA1220R01			IN 2505
12,3		TKA1230R01	TMA1230R01	TPA1230R01			IN 2505
12,4		TKA1240R01	TMA1240R01	TPA1240R01			IN 2505
12,5	TNA1250R01						IN 05S
12,5		TKA1250R01	TMA1250R01	TPA1250R01	TPC1250R01	TPF1250R01	IN 2505
12,6		TKA1260R01	TMA1260R01	TPA1260R01			IN 2505
12,7		TKA1270R01	TMA1270R01	TPA1270R01	TPC1270R01		IN 2505
12,8		TKA1280R01	TMA1280R01	TPA1280R01			IN 2505
12,9		TKA1290R01	TMA1290R01	TPA1290R01			IN 2505
13,0	TNA1300R01						IN 05S
13,0		TKA1300R01	TMA1300R01	TPA1300R01	TPC1300R01	TPF1300R01	IN 2505
13,1		TKA1310R01	TMA1310R01	TPA1310R01			IN 2505
13,2		TKA1320R01	TMA1320R01	TPA1320R01			IN 2505

BORING HEADS FOR WINTWIST
EMBOUTS DE PERÇAGE POUR WINTWIST

D	Designation / Réf. de l'article						
	Aluminium / Aluminium	Cast / Fonte	Stainless Steel / Inox	Steel / Acier	Steel-C / Acier-C	Flat Bottom / Fond Plat	Grade / Nuance
13,3		TKA1330R01	TMA1330R01	TPA1330R01			IN 2505
13,4		TKA1340R01	TMA1340R01	TPA1340R01			IN 2505
13,5	TNA1350R01						IN 05S
13,5		TKA1350R01	TMA1350R01	TPA1350R01	TPC1350R01	TPF1350R01	IN 2505
13,6		TKA1360R01	TMA1360R01	TPA1360R01			IN 2505
13,7		TKA1370R01	TMA1370R01	TPA1370R01			IN 2505
13,8		TKA1380R01	TMA1380R01	TPA1380R01			IN 2505
13,9		TKA1390R01	TMA1390R01	TPA1390R01			IN 2505
14,0	TNA1400R01						IN 05S
14,0		TKA1400R01	TMA1400R01	TPA1400R01	TPC1400R01	TPF1400R01	IN 2505
14,1		TKA1410R01	TMA1410R01	TPA1410R01			IN 2505
14,2		TKA1420R01	TMA1420R01	TPA1420R01			IN 2505
14,3		TKA1430R01	TMA1430R01	TPA1430R01			IN 2505
14,4		TKA1440R01	TMA1440R01	TPA1440R01			IN 2505
14,5	TNA1450R01						IN 05S
14,5		TKA1450R01	TMA1450R01	TPA1450R01	TPC1450R01	TPF1450R01	IN 2505
14,6		TKA1460R01	TMA1460R01	TPA1460R01			IN 2505
14,7		TKA1470R01	TMA1470R01	TPA1470R01			IN 2505
14,8		TKA1480R01	TMA1480R01	TPA1480R01			IN 2505
14,9		TKA1490R01	TMA1490R01	TPA1490R01			IN 2505
15,0	TNA1500R01						IN 05S
15,0		TKA1500R01	TMA1500R01	TPA1500R01	TPC1500R01	TPF1500R01	IN 2505
15,1		TKA1510R01	TMA1510R01	TPA1510R01			IN 2505
15,2		TKA1520R01	TMA1520R01	TPA1520R01			IN 2505
15,3		TKA1530R01	TMA1530R01	TPA1530R01			IN 2505
15,4		TKA1540R01	TMA1540R01	TPA1540R01			IN 2505
15,5	TNA1550R01						IN 05S
15,5		TKA1550R01	TMA1550R01	TPA1550R01	TPC1550R01	TPF1550R01	IN 2505
15,6		TKA1560R01	TMA1560R01	TPA1560R01			IN 2505
15,7		TKA1570R01	TMA1570R01	TPA1570R01			IN 2505
15,8		TKA1580R01	TMA1580R01	TPA1580R01			IN 2505
15,9		TKA1590R01	TMA1590R01	TPA1590R01			IN 2505
16,0	TNA1600R01						IN 05S
16,0		TKA1600R01	TMA1600R01	TPA1600R01	TPC1600R01	TPF1600R01	IN 2505
16,1		TKA1610R01	TMA1610R01	TPA1610R01			IN 2505
16,2		TKA1620R01	TMA1620R01	TPA1620R01			IN 2505
16,3		TKA1630R01	TMA1630R01	TPA1630R01			IN 2505
16,4		TKA1640R01	TMA1640R01	TPA1640R01			IN 2505
16,5	TNA1650R01						IN 05S
16,5		TKA1650R01	TMA1650R01	TPA1650R01	TPC1650R01	TPF1650R01	IN 2505
16,6		TKA1660R01	TMA1660R01	TPA1660R01			IN 2505
16,7		TKA1670R01	TMA1670R01	TPA1670R01			IN 2505
16,8		TKA1680R01	TMA1680R01	TPA1680R01			IN 2505
16,9		TKA1690R01	TMA1690R01	TPA1690R01			IN 2505
17,0	TNA1700R01						IN 05S
17,0		TKA1700R01	TMA1700R01	TPA1700R01	TPC1700R01	TPF1700R01	IN 2505
17,1		TKA1710R01	TMA1710R01	TPA1710R01			IN 2505
17,2		TKA1720R01	TMA1720R01	TPA1720R01			IN 2505
17,3		TKA1730R01	TMA1730R01	TPA1730R01			IN 2505
17,4		TKA1740R01	TMA1740R01	TPA1740R01			IN 2505

BORING HEADS FOR WINTWIST
EMBOUTS DE PERÇAGE POUR WINTWIST

D	Designation / Réf. de l'article						
	Aluminium / Aluminium	Cast / Fonte	Stainless Steel / Inox	Steel / Acier	Steel-C / Acier-C	Flat Bottom / Fond Plat	Grade / Nuance
17,5	TNA1750R01						IN 05S
17,5		TKA1750R01	TMA1750R01	TPA1750R01	TPC1750R01	TPF1750R01	IN 2505
17,6		TKA1760R01	TMA1760R01	TPA1760R01			IN 2505
17,7		TKA1770R01	TMA1770R01	TPA1770R01			IN 2505
17,8		TKA1780R01	TMA1780R01	TPA1780R01			IN 2505
17,9		TKA1790R01	TMA1790R01	TPA1790R01			IN 2505
18,0	TNA1800R01						IN 05S
18,0		TKA1800R01	TMA1800R01	TPA1800R01	TPC1800R01	TPF1800R01	IN 2505
18,1		TKA1810R01	TMA1810R01	TPA1810R01			IN 2505
18,2		TKA1820R01	TMA1820R01	TPA1820R01			IN 2505
18,3		TKA1830R01	TMA1830R01	TPA1830R01			IN 2505
18,4		TKA1840R01	TMA1840R01	TPA1840R01			IN 2505
18,5	TNA1850R01						IN 05S
18,5		TKA1850R01	TMA1850R01	TPA1850R01	TPC1850R01	TPF1850R01	IN 2505
18,6		TKA1860R01	TMA1860R01	TPA1860R01			IN 2505
18,7		TKA1870R01	TMA1870R01	TPA1870R01			IN 2505
18,8		TKA1880R01	TMA1880R01	TPA1880R01			IN 2505
18,9		TKA1890R01	TMA1890R01	TPA1890R01			IN 2505
19,0	TNA1900R01						IN 05S
19,0		TKA1900R01	TMA1900R01	TPA1900R01	TPC1900R01	TPF1900R01	IN 2505
19,1		TKA1910R01	TMA1910R01	TPA1910R01			IN 2505
19,2		TKA1920R01	TMA1920R01	TPA1920R01			IN 2505
19,3		TKA1930R01	TMA1930R01	TPA1930R01			IN 2505
19,4		TKA1940R01	TMA1940R01	TPA1940R01			IN 2505
19,5	TNA1950R01						IN 05S
19,5		TKA1950R01	TMA1950R01	TPA1950R01	TPC1950R01	TPF1950R01	IN 2505
19,6		TKA1960R01	TMA1960R01	TPA1960R01			IN 2505
19,7		TKA1970R01	TMA1970R01	TPA1970R01			IN 2505
19,8		TKA1980R01	TMA1980R01	TPA1980R01			IN 2505
19,9		TKA1990R01	TMA1990R01	TPA1990R01			IN 2505
20,0	TNA2000R01						IN 05S
20,0		TKA2000R01	TMA2000R01	TPA2000R01	TPC2000R01	TPF2000R01	IN 2505
20,1		TKA2010R01	TMA2010R01	TPA2010R01			IN 2505
20,2		TKA2020R01	TMA2020R01	TPA2020R01			IN 2505
20,3		TKA2030R01	TMA2030R01	TPA2030R01			IN 2505
20,4		TKA2040R01	TMA2040R01	TPA2040R01			IN 2505
20,5	TNA2050R01						IN 05S
20,5		TKA2050R01	TMA2050R01	TPA2050R01	TPC2050R01	TPF2050R01	IN 2505
20,6		TKA2060R01	TMA2060R01	TPA2060R01			IN 2505
20,7		TKA2070R01	TMA2070R01	TPA2070R01			IN 2505
20,8		TKA2080R01	TMA2080R01	TPA2080R01			IN 2505
20,9		TKA2090R01	TMA2090R01	TPA2090R01			IN 2505

Member IMC Group Ingersoll Cutting Tools

MUDULAR DEEPTWIST
ATTACHEMENT MODULAIRE DEEPTWIST



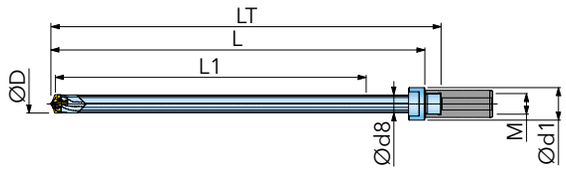

Designation Réf. de l'article	D	D min.	D max.	d1	d8	LT	L	L1	H	f	M	Z	Key	IK	kg
TD1000200MTR00	10,0	10,0	10,4	24	9,6	285,5	274	200	10	10	M16x1	2	KTD10.0-19.9	✓	0,140
TD1000400MTR00	10,0	10,0	10,4	24	9,6	485,5	474	400	10	10	M16x1	2	KTD10.0-19.9	✓	0,175
TD1050200MTR00	10,5	10,5	10,9	24	10,1	285,5	274	200	10	10	M16x1	2	KTD10.0-19.9	✓	0,140
TD1050400MTR00	10,5	10,5	10,9	24	10,1	485,5	474	400	10	10	M16x1	2	KTD10.0-19.9	✓	0,185
TD1100200MTR00	11,0	11,0	11,4	24	10,6	286,5	275	200	10	10	M16x1	2	KTD10.0-19.9	✓	0,140
TD1100400MTR00	11,0	11,0	11,4	24	10,6	485,5	474	400	10	10	M16x1	2	KTD10.0-19.9	✓	0,200
TD1150200MTR00	11,5	11,5	11,9	24	11,1	286,5	275	200	10	10	M16x1	2	KTD10.0-19.9	✓	0,150
TD1150400MTR00	11,5	11,5	11,9	24	11,1	485,5	474	400	10	10	M16x1	2	KTD10.0-19.9	✓	0,220
TD1200200MTR00	12,0	12,0	12,4	24	11,6	286,5	275	200	10	12	M16x1	2	KTD10.0-19.9	✓	0,160
TD1200400MTR00	12,0	12,0	12,4	24	11,6	486,5	475	400	10	10	M16x1	2	KTD10.0-19.9	✓	0,240
TD1250200MTR00	12,5	12,5	12,9	24	12,1	286,5	275	200	12	12	M16x1	2	KTD10.0-19.9	✓	0,170
TD1250400MTR00	12,5	12,5	12,9	24	12,1	486,5	475	400	12	12	M16x1	2	KTD10.0-19.9	✓	0,260
TD1300200MTR00	13,0	13,0	13,4	24	12,6	287,5	276	200	12	13	M16x1	2	KTD10.0-19.9	✓	0,180
TD1300250MTR00	13,0	13,0	13,4	24	12,6	337,5	326	250	12	13	M16x1	2	KTD10.0-19.9	✓	0,190
TD1300400MTR00	13,0	13,0	13,4	24	12,6	487,5	476	400	12	13	M16x1	2	KTD10.0-19.9	✓	0,270
TD1350200MTR00	13,5	13,5	13,9	24	13,1	287,5	276	200	12	13	M16x1	2	KTD10.0-19.9	✓	0,190
TD1350250MTR00	13,5	13,5	13,9	24	13,1	337,5	326	250	12	13	M16x1	2	KTD10.0-19.9	✓	0,210
TD1350400MTR00	13,5	13,5	13,9	24	13,1	487,5	476	400	12	13	M16x1	2	KTD10.0-19.9	✓	0,290
TD1400200MTR00	14,0	14,0	14,4	24	13,6	287,5	276	200	12	14	M16x1	2	KTD10.0-19.9	✓	0,210
TD1400250MTR00	14,0	14,0	14,4	24	13,6	337,5	326	250	12	14	M16x1	2	KTD10.0-19.9	✓	0,230
TD1400400MTR00	14,0	14,0	14,4	24	13,6	487,5	476	400	12	14	M16x1	2	KTD10.0-19.9	✓	0,310
TD1450200MTR00	14,5	14,5	14,9	24	14,1	287,5	276	200	12	14	M16x1	2	KTD10.0-19.9	✓	0,220
TD1450250MTR00	14,5	14,5	14,9	24	14,1	337,5	326	250	12	14	M16x1	2	KTD10.0-19.9	✓	0,235
TD1450400MTR00	14,5	14,5	14,9	24	14,1	487,5	476	400	12	14	M16x1	2	KTD10.0-19.9	✓	0,330
TD1500400MTR00	15,0	15,0	15,9	24	14,6	495,5	484	400	12	15	M16x1	2	KTD10.0-19.9	✓	0,350
TD1600400MUR00	16,0	16,0	16,9	34	15,4	495,5	484	400	12	16	M20x1	2	KTD10.0-19.9	✓	0,410
TD1700400MUR00	17,0	17,0	17,9	34	16,4	496,5	485	400	12	16	M20x1	2	KTD10.0-19.9	✓	0,490
TD1800400MUR00	18,0	18,0	18,9	34	17,4	497,5	486	400	12	16	M20x1	2	KTD10.0-19.9	✓	0,510
TD1900400MUR00	19,0	19,0	19,9	34	18,4	497,5	486	400	12	19	M20x1	2	KTD10.0-19.9	✓	0,540
TD2000400MUR00	20,0	20,0	20,9	34	19,4	498,5	487	400	12	20	M20x1	2	KTD20.0-26.9	✓	0,580
TD2100400MUR00	21,0	21,0	21,9	34	20,4	514,5	503	400	21	22	M20x1	2	KTD20.0-26.9	✓	0,630
TD2200400MUR00	22,0	22,0	22,9	34	21,4	515,5	504	400	21	22	M20x1	2	KTD20.0-26.9	✓	0,700
TD2300400MUR00	23,0	23,0	23,9	34	22,4	515,5	504	400	21	22	M20x1	2	KTD20.0-26.9	✓	0,780
TD2400400MUR00	24,0	24,0	24,9	34	23,4	516,5	505	400	21	22	M20x1	2	KTD20.0-26.9	✓	0,895
TD2500400MUR00	25,0	25,0	25,9	34	24,4	517,5	506	400	21	25	M20x1	2	KTD20.0-26.9	✓	1,215

DEEPTWIST SLEEVE WITH THREAD CONNECTION
MANCHON AVEC RACCORD FILETÉ

cylindrical shank / Queue Cylindrique



modular / Modulaire

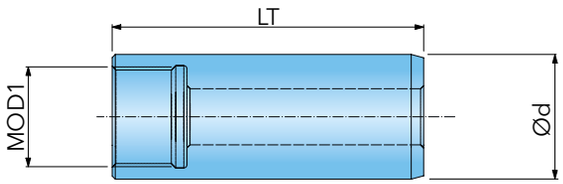

Designation Réf. de l'article	MOD1	d	LT	IK	kg
GDV10-MF16X1-M-C20	M16x1	20	50	✓	11
GDV11-MF20X1-M-C25	M20x1	25	56	✓	21
GDV12-MF20X1-M-C32	M20x1	32	60	✓	34
GDV13-MF20X1-M-C40	M20x1	40	70	✓	65

DEEPTWIST SLEEVE WITH THREAD CONNECTION WELDON
MANCHON WELDON AVEC RACCORD FILETÉ

DIN 6359/ DIN1835-B / DIN 6359/ DIN1835-B



modular / Modulaire

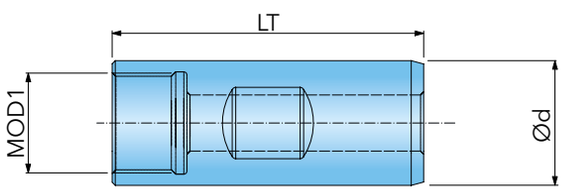

Designation Réf. de l'article	MOD1	d	LT	IK	kg
GDV22-MF16X1-M-W20	M16x1	20	50	✓	0,10
GDV23-MF20X1-M-W25	M20x1	25	56	✓	0,20
GDV24-MF20X1-M-W32	M20x1	32	60	✓	0,33
GDV25-MF20X1-M-W40	M20x1	40	70	✓	0,63

BORING HEADS FOR DEEPTWIST
EMBOUTS DE PERÇAGE POUR DEEPTWIST

Aluminium / Aluminium Machining

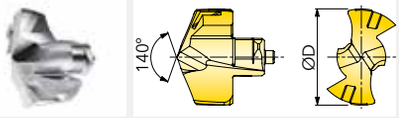

Cast / Fonte Machining

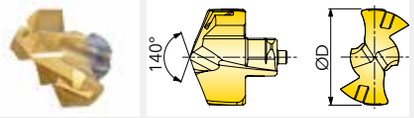

Stainless Steel / Inox Machining

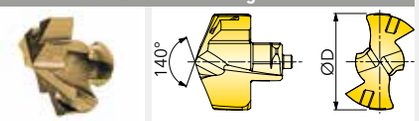

Steel / Acier Machining

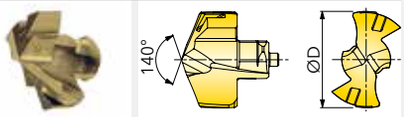

Steel-C / Acier-C Machining

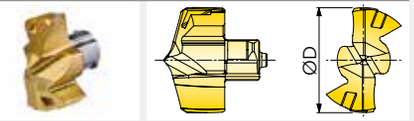

D	Designation / Réf. de l'article Aluminium / Aluminium	Cast / Fonte	Stainless Steel / Inox	Steel / Acier	Steel-C / Acier-C	Grade / Nuance
10,0	TNA1000R01					IN 05S
10,0		TKA1000R01	TMA1000R01	TPA1000R01	TPC1000R01	IN 2505
10,1		TKA1010R01	TMA1010R01	TPA1010R01		IN 2505
10,2	TNA1020R01					IN 05S
10,2		TKA1020R01	TMA1020R01	TPA1020R01	TPC1020R01	IN 2505
10,3		TKA1030R01	TMA1030R01	TPA1030R01		IN 2505
10,4		TKA1040R01	TMA1040R01	TPA1040R01		IN 2505
10,5	TNA1050R01					IN 05S
10,5		TKA1050R01	TMA1050R01	TPA1050R01	TPC1050R01	IN 2505
10,6		TKA1060R01	TMA1060R01	TPA1060R01		IN 2505
10,7		TKA1070R01	TMA1070R01	TPA1070R01		IN 2505
10,8		TKA1080R01	TMA1080R01	TPA1080R01		IN 2505
10,9		TKA1090R01	TMA1090R01	TPA1090R01		IN 2505
11,0	TNA1100R01					IN 05S
11,0		TKA1100R01	TMA1100R01	TPA1100R01	TPC1100R01	IN 2505
11,1		TKA1110R01	TMA1110R01	TPA1110R01		IN 2505
11,2		TKA1120R01	TMA1120R01	TPA1120R01		IN 2505
11,3		TKA1130R01	TMA1130R01	TPA1130R01		IN 2505
11,4		TKA1140R01	TMA1140R01	TPA1140R01		IN 2505
11,5	TNA1150R01					IN 05S
11,5		TKA1150R01	TMA1150R01	TPA1150R01	TPC1150R01	IN 2505
11,6		TKA1160R01	TMA1160R01	TPA1160R01		IN 2505
11,7		TKA1170R01	TMA1170R01	TPA1170R01		IN 2505
11,8		TKA1180R01	TMA1180R01	TPA1180R01		IN 2505
11,9		TKA1190R01	TMA1190R01	TPA1190R01		IN 2505
12,0	TNA1200R01					IN 05S
12,0		TKA1200R01	TMA1200R01	TPA1200R01	TPC1200R01	IN 2505
12,1		TKA1210R01	TMA1210R01	TPA1210R01		IN 2505
12,2		TKA1220R01	TMA1220R01	TPA1220R01		IN 2505
12,3		TKA1230R01	TMA1230R01	TPA1230R01		IN 2505
12,4		TKA1240R01	TMA1240R01	TPA1240R01		IN 2505
12,5	TNA1250R01					IN 05S
12,5		TKA1250R01	TMA1250R01	TPA1250R01	TPC1250R01	IN 2505
12,6		TKA1260R01	TMA1260R01	TPA1260R01		IN 2505
12,7		TKA1270R01	TMA1270R01	TPA1270R01	TPC1270R01	IN 2505
12,8		TKA1280R01	TMA1280R01	TPA1280R01		IN 2505
12,9		TKA1290R01	TMA1290R01	TPA1290R01		IN 2505
13,0	TNA1300R01					IN 05S
13,0		TKA1300R01	TMA1300R01	TPA1300R01	TPC1300R01	IN 2505
13,1		TKA1310R01	TMA1310R01	TPA1310R01		IN 2505












BORING HEADS FOR DEEPTWIST
EMBOUTS DE PERÇAGE POUR DEEPTWIST

	Designation / Réf. de l'article					
D	Aluminium / Aluminium	Cast / Fonte	Stainless Steel / Inox	Steel / Acier	Steel-C / Acier-C	Grade / Nuance
13,2		TKA1320R01	TMA1320R01	TPA1320R01		IN 2505
13,3		TKA1330R01	TMA1330R01	TPA1330R01		IN 2505
13,4		TKA1340R01	TMA1340R01	TPA1340R01		IN 2505
13,5	TNA1350R01					IN 05S
13,5		TKA1350R01	TMA1350R01	TPA1350R01	TPC1350R01	IN 2505
13,6		TKA1360R01	TMA1360R01	TPA1360R01		IN 2505
13,7		TKA1370R01	TMA1370R01	TPA1370R01		IN 2505
13,8		TKA1380R01	TMA1380R01	TPA1380R01		IN 2505
13,9		TKA1390R01	TMA1390R01	TPA1390R01		IN 2505
14,0	TNA1400R01					IN 05S
14,0		TKA1400R01	TMA1400R01	TPA1400R01	TPC1400R01	IN 2505
14,1		TKA1410R01	TMA1410R01	TPA1410R01		IN 2505
14,2		TKA1420R01	TMA1420R01	TPA1420R01		IN 2505
14,3		TKA1430R01	TMA1430R01	TPA1430R01		IN 2505
14,4		TKA1440R01	TMA1440R01	TPA1440R01		IN 2505
14,5	TNA1450R01					IN 05S
14,5		TKA1450R01	TMA1450R01	TPA1450R01	TPC1450R01	IN 2505
14,6		TKA1460R01	TMA1460R01	TPA1460R01		IN 2505
14,7		TKA1470R01	TMA1470R01	TPA1470R01		IN 2505
14,8		TKA1480R01	TMA1480R01	TPA1480R01		IN 2505
14,9		TKA1490R01	TMA1490R01	TPA1490R01		IN 2505
15,0	TNA1500R01					IN 05S
15,0		TKA1500R01	TMA1500R01	TPA1500R01	TPC1500R01	IN 2505
15,1		TKA1510R01	TMA1510R01	TPA1510R01		IN 2505
15,2		TKA1520R01	TMA1520R01	TPA1520R01		IN 2505
15,3		TKA1530R01	TMA1530R01	TPA1530R01		IN 2505
15,4		TKA1540R01	TMA1540R01	TPA1540R01		IN 2505
15,5	TNA1550R01					IN 05S
15,5		TKA1550R01	TMA1550R01	TPA1550R01	TPC1550R01	IN 2505
15,6		TKA1560R01	TMA1560R01	TPA1560R01		IN 2505
15,7		TKA1570R01	TMA1570R01	TPA1570R01		IN 2505
15,8		TKA1580R01	TMA1580R01	TPA1580R01		IN 2505
15,9		TKA1590R01	TMA1590R01	TPA1590R01		IN 2505
16,0	TNA1600R01					IN 05S
16,0		TKA1600R01	TMA1600R01	TPA1600R01	TPC1600R01	IN 2505
16,1		TKA1610R01	TMA1610R01	TPA1610R01		IN 2505
16,2		TKA1620R01	TMA1620R01	TPA1620R01		IN 2505
16,3		TKA1630R01	TMA1630R01	TPA1630R01		IN 2505
16,4		TKA1640R01	TMA1640R01	TPA1640R01		IN 2505
16,5	TNA1650R01					IN 05S
16,5		TKA1650R01	TMA1650R01	TPA1650R01	TPC1650R01	IN 2505
16,6		TKA1660R01	TMA1660R01	TPA1660R01		IN 2505
16,7		TKA1670R01	TMA1670R01	TPA1670R01		IN 2505
16,8		TKA1680R01	TMA1680R01	TPA1680R01		IN 2505
16,9		TKA1690R01	TMA1690R01	TPA1690R01		IN 2505
17,0	TNA1700R01					IN 05S
17,0		TKA1700R01	TMA1700R01	TPA1700R01	TPC1700R01	IN 2505
17,1		TKA1710R01	TMA1710R01	TPA1710R01		IN 2505
17,2		TKA1720R01	TMA1720R01	TPA1720R01		IN 2505
17,3		TKA1730R01	TMA1730R01	TPA1730R01		IN 2505

BORING HEADS FOR DEEPTWIST
EMBOUTS DE PERÇAGE POUR DEEPTWIST

D	Designation / Réf. de l'article					Grade / Nuance
	Aluminium / Aluminium	Cast / Fonte	Stainless Steel / Inox	Steel / Acier	Steel-C / Acier-C	
17,4		TKA1740R01	TMA1740R01	TPA1740R01		IN 2505
17,5	TNA1750R01					IN 05S
17,5		TKA1750R01	TMA1750R01	TPA1750R01	TPC1750R01	IN 2505
17,6		TKA1760R01	TMA1760R01	TPA1760R01		IN 2505
17,7		TKA1770R01	TMA1770R01	TPA1770R01		IN 2505
17,8		TKA1780R01	TMA1780R01	TPA1780R01		IN 2505
17,9		TKA1790R01	TMA1790R01	TPA1790R01		IN 2505
18,0	TNA1800R01					IN 05S
18,0		TKA1800R01	TMA1800R01	TPA1800R01	TPC1800R01	IN 2505
18,1		TKA1810R01	TMA1810R01	TPA1810R01		IN 2505
18,2		TKA1820R01	TMA1820R01	TPA1820R01		IN 2505
18,3		TKA1830R01	TMA1830R01	TPA1830R01		IN 2505
18,4		TKA1840R01	TMA1840R01	TPA1840R01		IN 2505
18,5	TNA1850R01					IN 05S
18,5		TKA1850R01	TMA1850R01	TPA1850R01	TPC1850R01	IN 2505
18,6		TKA1860R01	TMA1860R01	TPA1860R01		IN 2505
18,7		TKA1870R01	TMA1870R01	TPA1870R01		IN 2505
18,8		TKA1880R01	TMA1880R01	TPA1880R01		IN 2505
18,9		TKA1890R01	TMA1890R01	TPA1890R01		IN 2505
19,0	TNA1900R01					IN 05S
19,0		TKA1900R01	TMA1900R01	TPA1900R01	TPC1900R01	IN 2505
19,1		TKA1910R01	TMA1910R01	TPA1910R01		IN 2505
19,2		TKA1920R01	TMA1920R01	TPA1920R01		IN 2505
19,3		TKA1930R01	TMA1930R01	TPA1930R01		IN 2505
19,4		TKA1940R01	TMA1940R01	TPA1940R01		IN 2505
19,5	TNA1950R01					IN 05S
19,5		TKA1950R01	TMA1950R01	TPA1950R01	TPC1950R01	IN 2505
19,6		TKA1960R01	TMA1960R01	TPA1960R01		IN 2505
19,7		TKA1970R01	TMA1970R01	TPA1970R01		IN 2505
19,8		TKA1980R01	TMA1980R01	TPA1980R01		IN 2505
19,9		TKA1990R01	TMA1990R01	TPA1990R01		IN 2505
20,0	TNA2000R01					IN 05S
20,0		TKA2000R01	TMA2000R01	TPA2000R01	TPC2000R01	IN 2505
20,1		TKA2010R01	TMA2010R01	TPA2010R01		IN 2505
20,2		TKA2020R01	TMA2020R01	TPA2020R01		IN 2505
20,3		TKA2030R01	TMA2030R01	TPA2030R01		IN 2505
20,4		TKA2040R01	TMA2040R01	TPA2040R01		IN 2505
20,5	TNA2050R01					IN 05S
20,5		TKA2050R01	TMA2050R01	TPA2050R01	TPC2050R01	IN 2505
20,6		TKA2060R01	TMA2060R01	TPA2060R01		IN 2505
20,7		TKA2070R01	TMA2070R01	TPA2070R01		IN 2505
20,8		TKA2080R01	TMA2080R01	TPA2080R01		IN 2505
20,9		TKA2090R01	TMA2090R01	TPA2090R01		IN 2505
21,0	TNA2100R01					IN 05S
21,0		TKA2100R01	TMA2100R01	TPA2100R01	TPC2100R01	IN 2505
21,1		TKA2110R01	TMA2110R01	TPA2110R01		IN 2505
21,2		TKA2120R01	TMA2120R01	TPA2120R01		IN 2505
21,3		TKA2130R01	TMA2130R01	TPA2130R01		IN 2505
21,4		TKA2140R01	TMA2140R01	TPA2140R01		IN 2505
21,5	TNA2150R01					IN 05S

BORING HEADS FOR DEEPTWIST
EMBOUTS DE PERÇAGE POUR DEEPTWIST

	Designation / Réf. de l'article					
D	Aluminium / Aluminium	Cast / Fonte	Stainless Steel / Inox	Steel / Acier	Steel-C / Acier-C	Grade / Nuance
21,5		TKA2150R01	TMA2150R01	TPA2150R01	TPC2150R01	IN 2505
21,6		TKA2160R01	TMA2160R01	TPA2160R01		IN 2505
21,7		TKA2170R01	TMA2170R01	TPA2170R01		IN 2505
21,8		TKA2180R01	TMA2180R01	TPA2180R01		IN 2505
21,9		TKA2190R01	TMA2190R01	TPA2190R01		IN 2505
22,0	TNA2200R01					IN 05S
22,0		TKA2200R01	TMA2200R01	TPA2200R01	TPC2200R01	IN 2505
22,1		TKA2210R01	TMA2210R01	TPA2210R01		IN 2505
22,2		TKA2220R01	TMA2220R01	TPA2220R01		IN 2505
22,3		TKA2230R01	TMA2230R01	TPA2230R01		IN 2505
22,4		TKA2240R01	TMA2240R01	TPA2240R01		IN 2505
22,5	TNA2250R01					IN 05S
22,5		TKA2250R01	TMA2250R01	TPA2250R01	TPC2250R01	IN 2505
22,6		TKA2260R01	TMA2260R01	TPA2260R01		IN 2505
22,7		TKA2270R01	TMA2270R01	TPA2270R01		IN 2505
22,8		TKA2280R01	TMA2280R01	TPA2280R01		IN 2505
22,9		TKA2290R01	TMA2290R01	TPA2290R01		IN 2505
23,0	TNA2300R01					IN 05S
23,0		TKA2300R01	TMA2300R01	TPA2300R01	TPC2300R01	IN 2505
23,1		TKA2310R01	TMA2310R01	TPA2310R01		IN 2505
23,2		TKA2320R01	TMA2320R01	TPA2320R01		IN 2505
23,3		TKA2330R01	TMA2330R01	TPA2330R01		IN 2505
23,4		TKA2340R01	TMA2340R01	TPA2340R01		IN 2505
23,5	TNA2350R01					IN 05S
23,5		TKA2350R01	TMA2350R01	TPA2350R01	TPC2350R01	IN 2505
23,6		TKA2360R01	TMA2360R01	TPA2360R01		IN 2505
23,7		TKA2370R01	TMA2370R01	TPA2370R01		IN 2505
23,8		TKA2380R01	TMA2380R01	TPA2380R01		IN 2505
23,9		TKA2390R01	TMA2390R01	TPA2390R01		IN 2505
24,0	TNA2400R01					IN 05S
24,0		TKA2400R01	TMA2400R01	TPA2400R01	TPC2400R01	IN 2505
24,1		TKA2410R01	TMA2410R01	TPA2410R01		IN 2505
24,2		TKA2420R01	TMA2420R01	TPA2420R01		IN 2505
24,3		TKA2430R01	TMA2430R01	TPA2430R01		IN 2505
24,4		TKA2440R01	TMA2440R01	TPA2440R01		IN 2505
24,5	TNA2450R01					IN 05S
24,5		TKA2450R01	TMA2450R01	TPA2450R01	TPC2450R01	IN 2505
24,6		TKA2460R01	TMA2460R01	TPA2460R01		IN 2505
24,7		TKA2470R01	TMA2470R01	TPA2470R01		IN 2505
24,8		TKA2480R01	TMA2480R01	TPA2480R01		IN 2505
24,9		TKA2490R01	TMA2490R01	TPA2490R01		IN 2505
25,0	TNA2500R01					IN 05S
25,0		TKA2500R01	TMA2500R01	TPA2500R01	TPC2500R01	IN 2505
25,1		TKA2510R01	TMA2510R01	TPA2510R01		IN 2505
25,2		TKA2520R01	TMA2520R01	TPA2520R01		IN 2505
25,3		TKA2530R01	TMA2530R01	TPA2530R01		IN 2505
25,4		TKA2540R01	TMA2540R01	TPA2540R01		IN 2505
25,5	TNA2550R01					IN 05S
25,5		TKA2550R01	TMA2550R01	TPA2550R01	TPC2550R01	IN 2505
25,6		TKA2560R01	TMA2560R01	TPA2560R01		IN 2505

BORING HEADS FOR DEEPTWIST
EMBOUTS DE PERÇAGE POUR DEEPTWIST

	Designation / Réf. de l'article					
D	Aluminium / Aluminium	Cast / Fonte	Stainless Steel / Inox	Steel / Acier	Steel-C / Acier-C	Grade / Nuance
25,7		TKA2570R01	TMA2570R01	TPA2570R01		IN 2505
25,8		TKA2580R01	TMA2580R01	TPA2580R01		IN 2505
25,9		TKA2590R01	TMA2590R01	TPA2590R01	TPC2590R01	IN 2505

ADAPTION ACC. TO DIN 1835 B
ATTACHEMENT COMPATIBLE DIN 1835 B



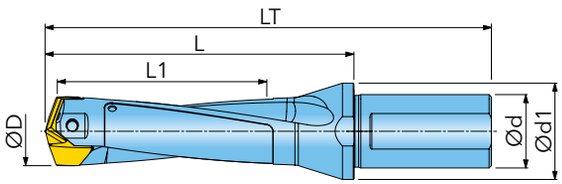

Designation Réf. de l'article	D	D min.	D max.	d	d1	LT	L	L1	Z	Ps	IK	kg
LD2000060JFR00	20	20,0	20,9	25	32	148,1	92,1	60	2	20	✓	0,320
LD2100063JFR00	21	21,0	21,9	25	32	151,3	95,3	63	2	21	✓	0,330
LD2200066JFR00	22	22,0	22,9	25	32	154,4	98,4	66	2	22	✓	0,340
LD2300069JFR00	23	23,0	23,9	25	32	157,6	101,6	69	2	23	✓	0,350
LD2400072JGR00	24	24,0	24,9	32	40	170,7	110,7	72	2	24	✓	0,650
LD2500075JGR00	25	25,0	25,9	32	40	173,9	113,9	75	2	25	✓	0,660
LD2600078JGR00	26	26,0	26,9	32	40	177	117,0	78	2	26	✓	0,680
LD2700081JGR00	27	27,0	27,9	32	40	180	120,0	81	2	27	✓	0,690
LD2800084JGR00	28	28,0	28,9	32	40	188,4	128,4	84	2	28	✓	0,790
LD2900087JGR00	29	29,0	29,9	32	40	191,4	131,4	87	2	29	✓	0,860
LD3000090JGR00	30	30,0	30,9	32	42	194,7	134,7	90	2	30	✓	0,510
LD3100093JGR00	31	31,0	31,9	32	42	197,7	137,7	93	2	31	✓	0,800
LD3200096JHR00	32	32,0	32,9	40	48	211	143,0	96	2	32	✓	1,200
LD3300099JHR00	33	33,0	33,9	40	48	214	146,0	99	2	33	✓	1,280
LD3400102JHR00	34	34,0	34,9	40	48	217	149,0	102	2	34	✓	1,365
LD3500105JHR00	35	35,0	35,9	40	48	220,4	152,4	105	2	35	✓	1,360
LD3600108JHR00	36	36,0	36,9	40	48	223,4	155,4	108	2	36	✓	1,260
LD3700111JHR00	37	37,0	37,9	40	48	226,4	158,4	111	2	37	✓	1,420
LD3800114JHR00	38	38,0	38,9	40	50	234,9	166,9	114	2	38	✓	1,850
LD3900117JHR00	39	39,0	39,9	40	50	237,9	169,9	117	2	39	✓	0,470
LD4000120JHR00	40	40,0	41,0	40	50	240,9	172,9	120	2	40	✓	1,730

SPARE PARTS
ACCESSOIRES





Diameter Range / Diamètres

20 - 21	TS 40178D25	DS-T20T
22 - 23	TS 40198D28	DS-T20T
24 - 25	TS 40210D3	DS-T20T
26 - 27	TS 50230D3	DS-T20T
28 - 29	TS 50250D35	DS-T25T
30 - 31	TS 60265D4	DS-T25T
32 - 34	TS 60285D42	DS-T25T
35 - 37	TS 60320D5	DS-T25T
38 - 40	TS 80340D6	DS-T25T

① = Insert screw / Vis de serrage plaquette ② = Screw driver / Tournevis

Member IMC Group Ingersoll Cutting Tools

ADAPTION ACC. TO DIN 1835 B
ATTACHEMENT COMPATIBLE DIN 1835 B



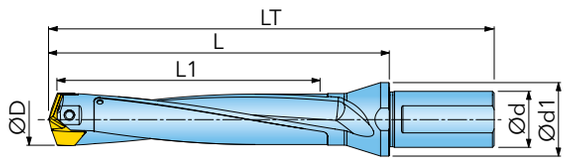

Designation Réf. de l'article	D	D min.	D max.	d	d1	LT	L	L1	Z	Ps	IK	kg
LD2000100JFR00	20	20,0	20,9	25	32	188,1	132,1	100	2	20	✓	0,360
LD2100105JFR00	21	21,0	21,9	25	32	193,3	137,3	105	2	21	✓	0,380
LD2200110JFR00	22	22,0	22,9	25	32	198,4	142,4	110	2	22	✓	0,400
LD2300115JFR00	23	23,0	23,9	25	32	203,6	147,6	115	2	23	✓	0,420
LD2400120JGR00	24	24,0	24,9	32	40	218,7	158,7	120	2	24	✓	0,830
LD2500125JGR00	25	25,0	25,9	32	40	223,9	163,9	125	2	25	✓	0,850
LD2600130JGR00	26	26,0	26,9	32	40	229	169,0	130	2	26	✓	0,870
LD2700135JGR00	27	27,0	27,9	32	40	234	174,0	135	2	27	✓	0,900
LD2800140JGR00	28	28,0	28,9	32	40	244,4	184,4	140	2	28	✓	0,940
LD2900145JGR00	29	29,0	29,9	32	40	249,4	189,4	145	2	29	✓	0,950
LD3000150JGR00	30	30,0	30,9	32	42	254,7	194,7	150	2	30	✓	1,470
LD3100155JGR00	31	31,0	31,9	32	42	259,7	199,7	155	2	31	✓	1,100
LD3200160JHR00	32	32,0	32,9	40	48	275	207,0	160	2	32	✓	1,360
LD3300165JHR00	33	33,0	33,9	40	48	280	212,0	165	2	33	✓	1,940
LD3400170JHR00	34	34,0	34,9	40	48	285	217,0	170	2	34	✓	1,570
LD3500175JHR00	35	35,0	35,9	40	48	290,4	222,4	175	2	35	✓	1,590
LD3600180JHR00	36	36,0	36,9	40	48	295,4	227,4	180	2	36	✓	1,770
LD3700185JHR00	37	37,0	37,9	40	48	300,4	232,4	185	2	37	✓	1,250
LD3800190JHR00	38	38,0	38,9	40	50	310,9	242,9	190	2	38	✓	1,470
LD3900195JHR00	39	39,0	39,9	40	50	315,9	247,9	195	2	39	✓	2,520
LD4000200JHR00	40	40,0	41,0	40	50	320,9	252,9	200	2	40	✓	1,350

SPARE PARTS
ACCESSOIRES





Diameter Range / Diamètres

20 - 21	TS 40178D25	DS-T20T
22 - 23	TS 40198D28	DS-T20T
24 - 25	TS 40210D3	DS-T20T
26 - 27	TS 50230D3	DS-T20T
28 - 29	TS 50250D35	DS-T25T
30 - 31	TS 60265D4	DS-T25T
32 - 34	TS 60285D42	DS-T25T
35 - 37	TS 60320D5	DS-T25T
38 - 40	TS 80340D6	DS-T25T

① = Insert screw / Vis de serrage plaquette ② = Screw driver / Tournevis

ADAPTION ACC. TO DIN 1835 B
ATTACHEMENT COMPATIBLE DIN 1835 B



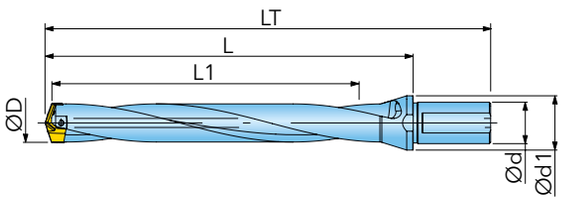

Designation Réf. de l'article	D	D min.	D max.	d	d1	LT	L	L1	Z	Ps	IK	kg
LD2000160JFR00	20	20,0	20,9	25	32	248,1	192,1	160	2	20	✓	0,45
LD2100168JFR00	21	21,0	21,9	25	32	256,1	200,1	168	2	21	✓	0,49
LD2200176JFR00	22	22,0	22,9	25	32	264,4	208,4	176	2	22	✓	0,53
LD2300184JFR00	23	23,0	23,9	25	32	272,4	216,4	184	2	23	✓	0,09
LD2400192JGR00	24	24,0	24,9	32	40	290,7	230,7	192	2	24	✓	0,93
LD2500200JGR00	25	25,0	25,9	32	40	298,7	238,7	200	2	25	✓	0,96
LD2600208JGR00	26	26,0	26,9	32	40	307	247,0	208	2	26	✓	1,00
LD2700216JGR00	27	27,0	27,9	32	40	315	255,0	216	2	27	✓	1,04
LD2800224JGR00	28	28,0	28,9	32	40	328,4	268,4	224	2	28	✓	1,08
LD2900232JGR00	29	29,0	29,9	32	40	336,4	276,4	232	2	29	✓	1,12
LD3000240JGR00	30	30,0	30,9	32	42	344,7	284,7	240	2	30	✓	1,15
LD3100248JGR00	31	31,0	31,9	32	42	352,7	292,7	248	2	31	✓	1,20
LD3200256JHR00	32	32,0	32,9	40	48	371	303,0	256	2	32	✓	1,44
LD3300264JHR00	33	33,0	33,9	40	48	379	311,0	264	2	33	✓	1,54
LD3400272JHR00	34	34,0	34,9	40	48	387	319,0	272	2	34	✓	1,76
LD3500280JHR00	35	35,0	35,9	40	48	395,4	327,4	280	2	35	✓	1,85
LD3600288JHR00	36	36,0	36,9	40	48	403,4	335,4	288	2	36	✓	1,94
LD3700296JHR00	37	37,0	37,9	40	48	411,4	343,4	296	2	37	✓	2,03
LD3800304JHR00	38	38,0	38,9	40	50	424,9	356,9	304	2	38	✓	2,12
LD3900312JHR00	39	39,0	39,9	40	50	432,9	364,9	312	2	39	✓	2,19
LD4000320JHR00	40	40,0	41,0	40	50	440,9	372,9	320	2	40	✓	2,28

/ Il est conseillé d'usiner un avant-trou.

SPARE PARTS
ACCESSOIRES





Diameter Range / Diamètres

20 - 21	TS 40178D25	DS-T20T
22 - 23	TS 40198D28	DS-T20T
24 - 25	TS 40210D3	DS-T20T
26 - 27	TS 50230D3	DS-T20T
28 - 29	TS 50250D35	DS-T25T
30 - 31	TS 60265D4	DS-T25T
32 - 34	TS 60285D42	DS-T25T
35 - 37	TS 60320D5	DS-T25T
38 - 40	TS 80340D6	DS-T25T

① = Insert screw / Vis de serrage plaquette ② = Screw driver / Tournevis

Member IMC Group Ingersoll Cutting Tools

BORING HEADS FOR SPADETWIST
EMBOUTS DE PERÇAGE POUR SPADETWIST

Steel / Acier


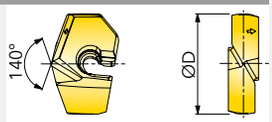

Steel-C / Acier-C


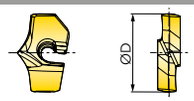

Flat Bottom / Fond Plat


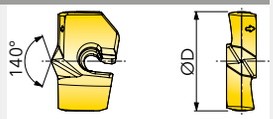

Designation / Réf. de l'article				
D	Steel / Acier	Steel-C / Acier-C	Flat Bottom / Fond Plat	Grade / Nuance
20,0	LPA2000R01	LPC2000R01	LPF2000R01	IN 2505
20,5	LPA2050R01	LPC2050R01	LPF2050R01	IN 2505
21,0	LPA2100R01	LPC2100R01	LPF2100R01	IN 2505
21,5	LPA2150R01	LPC2150R01	LPF2150R01	IN 2505
22,0	LPA2200R01	LPC2200R01	LPF2200R01	IN 2505
22,5	LPA2250R01	LPC2250R01	LPF2250R01	IN 2505
23,0	LPA2300R01	LPC2300R01	LPF2300R01	IN 2505
23,5	LPA2350R01	LPC2350R01	LPF2350R01	IN 2505
24,0	LPA2400R01	LPC2400R01	LPF2400R01	IN 2505
24,5	LPA2450R01	LPC2450R01	LPF2450R01	IN 2505
25,0	LPA2500R01	LPC2500R01	LPF2500R01	IN 2505
25,5	LPA2550R01	LPC2550R01	LPF2550R01	IN 2505
26,0	LPA2600R01	LPC2600R01	LPF2600R01	IN 2505
26,5	LPA2650R01	LPC2650R01	LPF2650R01	IN 2505
27,0	LPA2700R01	LPC2700R01	LPF2700R01	IN 2505
27,5	LPA2750R01	LPC2750R01	LPF2750R01	IN 2505
28,0	LPA2800R01	LPC2800R01	LPF2800R01	IN 2505
28,5	LPA2850R01	LPC2850R01	LPF2850R01	IN 2505
29,0	LPA2900R01	LPC2900R01	LPF2900R01	IN 2505
29,5	LPA2950R01	LPC2950R01	LPF2950R01	IN 2505
30,0	LPA3000R01	LPC3000R01	LPF3000R01	IN 2505
30,5	LPA3050R01	LPC3050R01	LPF3050R01	IN 2505

Designation / Réf. de l'article				
D	Steel / Acier	Steel-C / Acier-C	Flat Bottom / Fond Plat	Grade / Nuance
31,0	LPA3100R01	LPC3100R01	LPF3100R01	IN 2505
31,5	LPA3150R01	LPC3150R01	LPF3150R01	IN 2505
32,0	LPA3200R01	LPC3200R01	LPF3200R01	IN 2505
32,5	LPA3250R01	LPC3250R01	LPF3250R01	IN 2505
33,0	LPA3300R01	LPC3300R01	LPF3300R01	IN 2505
33,5	LPA3350R01	LPC3350R01	LPF3350R01	IN 2505
34,0	LPA3400R01	LPC3400R01	LPF3400R01	IN 2505
34,5	LPA3450R01	LPC3450R01	LPF3450R01	IN 2505
35,0	LPA3500R01		LPF3500R01	IN 2505
35,5	LPA3550R01		LPF3550R01	IN 2505
36,0	LPA3600R01		LPF3600R01	IN 2505
36,5	LPA3650R01		LPF3650R01	IN 2505
37,0	LPA3700R01		LPF3700R01	IN 2505
37,5	LPA3750R01		LPF3750R01	IN 2505
38,0	LPA3800R01		LPF3800R01	IN 2505
38,5	LPA3850R01		LPF3850R01	IN 2505
39,0	LPA3900R01		LPF3900R01	IN 2505
39,5	LPA3950R01		LPF3950R01	IN 2505
40,0	LPA4000R01		LPF4000R01	IN 2505
40,5	LPA4050R01		LPF4050R01	IN 2505
41,0	LPA4100R01		LPF4100R01	IN 2505

ADAPTION ACC. TO DIN 1835 B
ATTACHEMENT COMPATIBLE DIN 1835 B



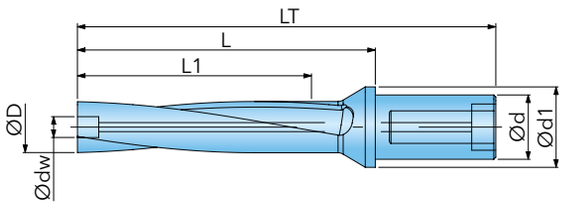

Designation Réf. de l'article	D min.	D max.	d	dw	d1	LT	L	L1	Ps	IK	kg
W032YFSA060	26	27	32	10.4	40	154,3	94.3	60	CD26_/27_	✓	0,72
W032YGSA064	28	29	32	11.2	40	160,5	100.5	64	CD28_/29_	✓	0,76
W032YHSA069	30	31	32	12.0	40	165,5	105.5	69	CD30_/31_	✓	0,80
W032YJSA073	32	33	32	12.8	40	171,7	111.7	73	CD32_/33_	✓	0,86
W040YKSA078	34	35	40	13.6	50	188,2	120.2	78	CD34_/35_	✓	1,26
W040YLSA082	36	37	40	14.4	50	194,5	126.5	82	CD36_/37_	✓	1,35
W040YMSA086	38	39	40	15.2	50	199,4	131.4	86	CD38_/39_	✓	1,36
W040YNSA091	40	41	40	16.0	50	205,6	137.6	91	CD40_/41_	✓	1,53
W040YPSA095	42	43	40	16.8	50	211,8	143.8	95	CD42_/43_	✓	1,63
W040YQSA099	44	45	40	17.6	50	218	150.0	99	CD44_/45_	✓	1,74
W050YRSA104	46	47	50	18.4	60	234,5	154.5	104	CD46_/47_	✓	2,49
W050YSSA111	48	50	50	19.2	60	240,9	160.9	111	CD48_/49_/50_	✓	2,64

SPARE PARTS
ACCESSOIRES





Diameter Range / Diamètres

26 - 35	BLD H-W2.5X210	SW6-T-SH
36 - 43	BLD H-W3.0X225	SW6-T-SH
44 - 50	BLD H-W4.0X255	SW6-T-SH

① = Torx-Bit BLD / Torx-Bit BLD ② = Helve / Manche

ADAPTION ACC. TO DIN 1835 B
ATTACHEMENT COMPATIBLE DIN 1835 B



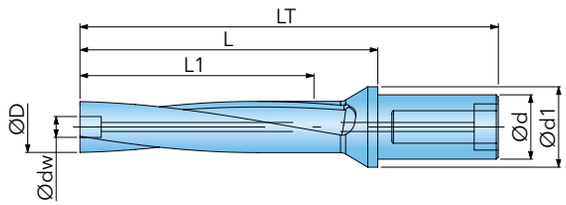

Designation Réf. de l'article	D min.	D max.	d	dw	d1	LT	L	L1	Ps	IK	kg
W032YFSA114	26	27	32	10.4	40	208,3	148,3	114	CD26_/27_	✓	0,83
W032YGSA122	28	29	32	11.2	40	218,5	158,5	122	CD28_/29_	✓	0,86
W032YHSA131	30	31	32	12.0	40	227,5	167,5	131	CD30_/31_	✓	0,91
W032YJSA139	32	33	32	12.8	40	237,7	177,7	139	CD32_/33_	✓	1,02
W040YKSA148	34	35	40	13.6	50	258,2	190,2	148	CD34_/35_	✓	1,31
W040YLSA156	36	37	40	14.4	50	268,5	200,5	156	CD36_/37_	✓	1,43
W040YMSA164	38	39	40	15.2	50	277,4	209,4	164	CD38_/39_	✓	1,58
W040YNSA173	40	41	40	16.0	50	287,6	219,6	173	CD40_/41_	✓	1,66
W040YPSA181	42	43	40	16.8	50	297,8	229,8	181	CD42_/43_	✓	2,15
W040YQSA189	44	45	40	17.6	50	308	240	189	CD44_/45_	✓	2,25
W050YRSA198	46	47	50	18.4	60	328,5	248,5	198	CD46_/47_	✓	2,85
W050YSSA211	48	50	50	19.2	60	338,9	258,9	211	CD48_/49_/50_	✓	3,17

SPARE PARTS
ACCESSOIRES





Diameter Range / Diamètres

26 - 35	BLD H-W2.5X280	SW6-T-SH
36 - 43	BLD H-W3.0X310	SW6-T-SH
44 - 50	BLD H-W4.0X350	SW6-T-SH

① = Torx-Bit BLD / Embout torx ② = Helve / Manche

ADAPTION ACC. TO DIN 1835 B
ATTACHEMENT COMPATIBLE DIN 1835 B



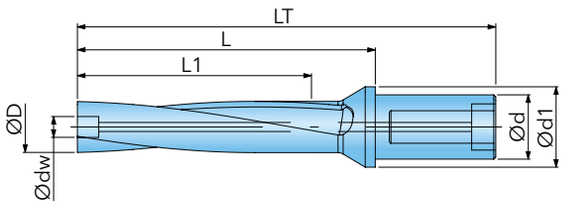

Designation Réf. de l'article	D min.	D max.	d	dw	d1	LT	L	L1	Ps	IK	kg
W032YFSA168	26	27	32	10,4	40	262,3	202,3	168	CD26_/27_	✓	0,95
W032YGSA180	28	29	32	11,2	40	276,5	216,5	180	CD28_/29_	✓	1,10
W032YHSA193	30	31	32	12,0	40	289,5	229,5	193	CD30_/31_	✓	1,23
W032YJSA205	32	33	32	12,8	40	303,7	243,7	205	CD32_/33_	✓	1,30
W040YKSA218	34	35	40	13,6	50	328,2	260,2	218	CD34_/35_	✓	1,70
W040YLSA230	36	37	40	14,4	50	342,5	274,5	230	CD36_/37_	✓	1,85
W040YMSA242	38	39	40	15,2	50	355,4	287,4	242	CD38_/39_	✓	2,00
W040YNSA255	40	41	40	16,0	50	369,6	301,6	255	CD40_/41_	✓	2,17

SPARE PARTS
ACCESSOIRES





Diameter Range / Diamètres

26 - 27	BLD H-W2.5X280	SW6-T-SH
28 - 35	BLD H-W2.5X380	SW6-T-SH
36 - 41	BLD H-W3.0X430	SW6-T-SH

① = Torx-Bit BLD / Embout torx ② = Helve / Manche












MUDULAR GOLDTWIN
ATTACHEMENT MODULAIRE GOLDTWIN



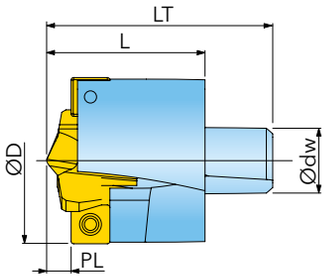

Designation Réf. de l'article	D	dw	LT	L	PL	Z	Zeff	Ps	Key	IK	kg	Related Insert Plaquette préconisée
CD2600025YFR00	26	10,4	35,5	24,9	3,98	4	2	TP_159_	KTD15.0-15.9-C	✓	0,14	A
CD2700025YFR00	27	10,4	36	25,4	4,14	4	2	TP_169_	KTD16.0-16.9-C	✓	0,15	A
CD2800027YGR00	28	11,2	38,3	26,9	4,29	4	2	TP_179_	KTD17.0-17.9-C	✓	0,17	A
CD2900027YGR00	29	11,2	38	26,6	3,97	4	2	TP_159_	KTD15.0-15.9-C	✓	0,18	B
CD3000028YHR00	30	12,0	40,5	28,3	4,14	4	2	TP_169_	KTD16.0-16.9-C	✓	0,19	B
CD3100029YHR00	31	12,0	40,7	28,5	4,30	4	2	TP_179_	KTD17.0-17.9-C	✓	0,20	B
CD3200030YJR00	32	12,8	43,3	30,3	4,46	4	2	TP_189_	KTD18.0-18.9-C	✓	0,21	B
CD3300030YJR00	33	12,8	42,8	29,8	3,97	4	2	TP_159_	KTD15.0-15.9-C	✓	0,23	C
CD3400032YKR00	34	13,6	45,4	31,6	4,14	4	2	TP_169_	KTD16.0-16.9-C	✓	0,24	C
CD3500032YKR00	35	13,6	45,6	31,8	4,30	4	2	TP_179_	KTD17.0-17.9-C	✓	0,25	C
CD3600034YLR00	36	14,4	48,2	33,5	4,46	4	2	TP_189_	KTD18.0-18.9-C	✓	0,27	C
CD3700033YLR00	37	14,4	48	33,3	4,14	4	2	TP_169_	KTD16.0-16.9-C	✓	0,29	D
CD3800035YMR00	38	15,2	50,5	35,0	4,30	4	2	TP_179_	KTD17.0-17.9-C	✓	0,31	D
CD3900035YMR00	39	15,2	50,7	35,2	4,46	4	2	TP_189_	KTD18.0-18.9-C	✓	0,33	D
CD4000037YNR00	40	16,0	53,2	36,9	4,62	4	2	TP_199_	KTD19.0-19.9-C	✓	0,35	D
CD4100037YNR00	41	16,0	53,4	37,1	4,78	4	2	TP_209_	KTD20.0-20.9-C	✓	0,38	D
CD4200039YPR00	42	16,8	56	38,9	4,95	4	2	TP_219_	KTD21.0-21.9-C	✓	0,41	D
CD4300039YPR00	43	16,8	56	38,9	5,11	4	2	TP_229_	KTD22.0-22.9-C	✓	0,42	D
CD4400041YQR00	44	17,6	58,7	40,8	5,28	4	2	TP_239_	KTD23.0-23.9-C	✓	0,44	D
CD4500041YQR00	45	17,6	58,9	41,0	5,44	4	2	TP_249_	KTD24.0-24.9-C	✓	0,45	D
CD4600042YRR00	46	18,4	60,9	42,2	4,95	4	2	TP_219_	KTD21.0-21.9-C	✓	0,47	E
CD4700042YRR00	47	18,4	61	42,3	5,11	4	2	TP_229_	KTD22.0-22.9-C	✓	0,49	E
CD4800044YSR00	48	19,2	63,5	44,0	5,28	4	2	TP_239_	KTD23.0-23.9-C	✓	0,51	E
CD4900044YSR00	49	19,2	63,8	44,3	5,44	4	2	TP_249_	KTD24.0-24.9-C	✓	0,54	E
CD5000046YSR00	50	19,2	65,5	46,0	5,61	4	2	TP_259_	KTD25.0-25.9-C	✓	0,56	E

Member IMC Group Ingersoll Cutting Tools

A SPGX060204WG

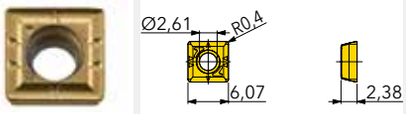

B SPGX07T308WG

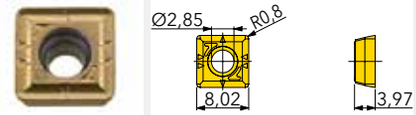

C SPGX090408WG

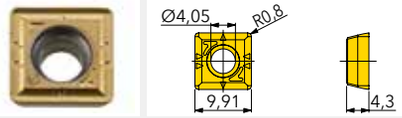

D SPGX110408WG

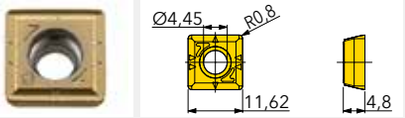

E SPGX140512WG

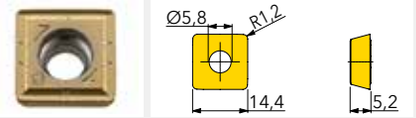

Designation Réf. de l'article	fz(min/max)	Design Conception	Grade Nuance	IN2505
SPGX060204WG	0,05/0,20	positive geometry R0,4 / Géométrie positive R0,4		
SPGX07T308WG	0,05/0,22	positive geometry R0,8 / Géométrie positive R0,8		
SPGX090408WG	0,07/0,24	positive geometry R0,8 / Géométrie positive R0,8		
SPGX110408WG	0,07/0,25	positive geometry R0,8 / Géométrie positive R0,8		
SPGX140512WG	0,07/0,25	positive geometry R1,2 / Géométrie positive R1,2		

● = P ● = M ● = K ● = N ● = S ○ = H

SPARE PARTS ACCESSOIRES	①	②	③	④	⑤	⑥	⑦	⑧

Diameter Range / Diamètres

26 - 28	SM22-052-00 (0,8Nm)	DS-T07S	TDPS 0512-T7	TD 7	PAD-G04-08	SM20-043-00 (0,7Nm)	DS-TP06S (TX-Plus)	SG CD26-29-TP
29	SM25-064-00 (1,1Nm)	DS-T08S	TDPS 0512-T7	TD 7	PAD-G04-08	SM20-043-00 (0,7Nm)	DS-TP06S (TX-Plus)	SG CD26-29-TP
30 - 32	SM25-064-00 (1,1Nm)	DS-T08S	TDPS 0512-T7	TD 7	PAD-G04-08	SM20-043-00 (0,7Nm)	DS-TP06S (TX-Plus)	SG CD30-35-TP
33 - 35	SM35-088-60 (3,0Nm)	DS-T10S	TDPS 0512-T7	TD 7	PAD-G04-08	SM20-043-00 (0,7Nm)	DS-TP06S (TX-Plus)	SG CD30-35-TP
36	SM35-088-60 (3,0Nm)	DS-T10S	TDPS 0618-T8	TD 8	PAD-G04-08	SM20-043-00 (0,7Nm)	DS-TP06S (TX-Plus)	SG CD36-39-TP
37 - 39	SM40-093-20 (4,5Nm)	DS-T15S	TDPS 0618-T8	TD 8	PAD-G04-08	SM20-043-00 (0,7Nm)	DS-TP06S (TX-Plus)	SG CD36-39-TP
40 - 43	SM40-093-20 (4,5Nm)	DS-T15S	TDPS 0618-T8	TD 8	PAD-G04-08	SM20-043-00 (0,7Nm)	DS-TP06S (TX-Plus)	SG CD40-43-TP
44 - 45	SM40-093-20 (4,5Nm)	DS-T15S	TDPS 0722-W3.0	F-W3.0X60	PAD-G04-08	SM20-043-00 (0,7Nm)	DS-TP06S (TX-Plus)	SG CD44-50-TP
46 - 50	SM50-122-50 (7,5Nm)	DS-T20S	TDPS 0722-W3.0	F-W3.0X60	PAD-G04-08	SM20-043-00 (0,7Nm)	DS-TP06S (TX-Plus)	SG CD44-50-TP

① = Insert screw / Vis de serrage plaquette ② = Screw driver / Tournevis ③ = Differential screw / Vis à pas différentiel ④ = Screw driver / Tournevis
⑤ = Guide Pad / Patin de guidage ⑥ = Insert screw / Vis de serrage plaquette ⑦ = Screw driver / Tournevis ⑧ = Setting gauge / Pion de réglage

BORING HEADS FOR GOLDTWIN
EMBOUTS DE PERÇAGE POUR GOLDTWIN

Steel / Acier



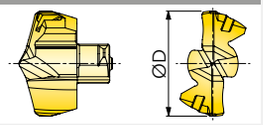

Designation / Réf. de l'article		
D	Steel / Acier	Grade / Nuance
15,9	TPC1590R01-C	IN 2505
16,9	TPC1690R01-C	IN 2505
17,9	TPC1790R01-C	IN 2505
18,9	TPC1890R01-C	IN 2505
19,9	TPC1990R01-C	IN 2505
20,9	TPC2090R01-C	IN 2505

Designation / Réf. de l'article		
D	Steel / Acier	Grade / Nuance
21,9	TPC2190R01-C	IN 2505
22,9	TPC2290R01-C	IN 2505
23,9	TPC2390R01-C	IN 2505
24,9	TPC2490R01-C	IN 2505
25,9	TPC2590R01-C	IN 2505

Member IMC Group Ingersoll Cutting Tools












ADAPTION ACC. TO DIN 1835 B
ATTACHEMENT COMPATIBLE DIN 1835 B



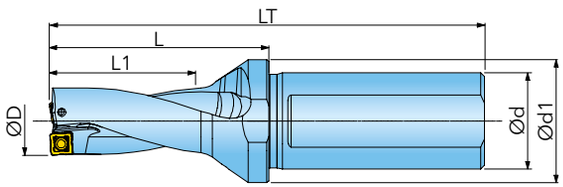

Designation Réf. de l'article	D	d	d1	LT	L	L1	Z	Zeff	IK	kg	Related Insert Plaquette préconisée
QR0120024JER00	12,0	20	25	94	44	24	2	1	✓	0,13	A
QR0130026JER00	13,0	20	25	96	46	26	2	1	✓	0,13	A
QR0140028JER00	14,0	20	25	96	46	28	2	1	✓	0,15	BCDE
QR0150030JER00	15,0	20	25	99	49	30	2	1	✓	0,15	BCDE
QR0160032JER00	16,0	20	25	102	52	32	2	1	✓	0,16	BCDE
QR0170034JFR00	17,0	25	32	110	54	34	2	1	✓	0,27	FGHI
QR0175036JFR00	17,5	25	32	113	57	36	2	1	✓	0,27	FGHI
QR0180036JFR00	18,0	25	32	113	57	36	2	1	✓	0,27	FGHI
QR0190038JFR00	19,0	25	32	115	59	38	2	1	✓	0,28	FGHI
QR0195040JFR00	19,5	25	32	119	63	40	2	1	✓	0,29	JKLM
QR0200040JFR00	20,0	25	32	119	63	40	2	1	✓	0,30	JKLM
QR0210042JFR00	21,0	25	32	121	65	42	2	1	✓	0,30	JKLM
QR0220044JFR00	22,0	25	32	123	67	44	2	1	✓	0,31	JKLM
QR0230046JFR00	23,0	25	32	124	68	46	2	1	✓	0,31	NOPQ
QR0240048JFR00	24,0	25	32	126	70	48	2	1	✓	0,33	NOPQ
QR0250050JFR00	25,0	25	32	128	72	50	2	1	✓	0,33	NOPQ
QR0260052JFR00	26,0	25	32	129	73	52	2	1	✓	0,34	NOPQ

SPARE PARTS
ACCESSOIRES





Diameter Range / Diamètres

12,0 - 13,0	TS 18041I/HG (0,5Nm)	DS-TP06S (TX-Plus)
14,0 - 16,0	SM20-043-00 (0,7Nm)	DS-TP06S (TX-Plus)
17,0 - 22,0	TS 22052I/HG-P (0,8Nm)	DS-TP07S (TX-Plus)
23,0 - 26,0	SO 25065I (1,1Nm)	DS-T07S

① = Insert screw / Vis de serrage plaquette ② = Screw driver / Tournevis

A SOMT040204SK

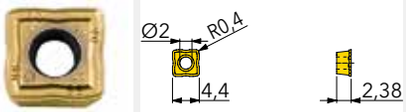

B SOMT050204SK

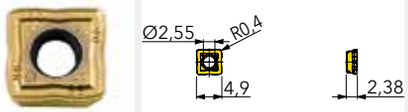

C SOMT050204NG

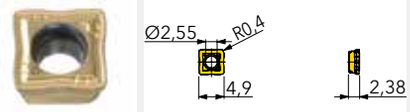

D SOMT050204HP

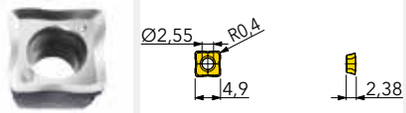

E SOMT050204PS

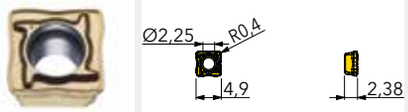

F SOMT060204SK

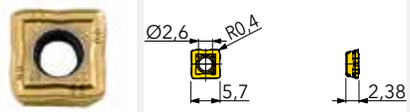

G SOMT060204NG

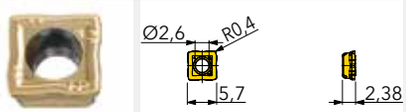

H SOMT060204HP

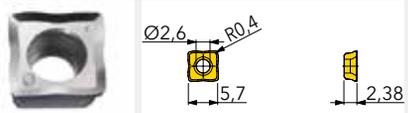

I SOMT060204PS

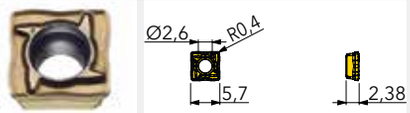

J SOMT070306SK

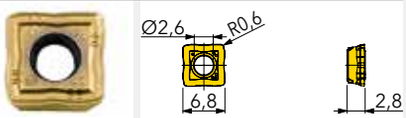

K SOMT070306NG

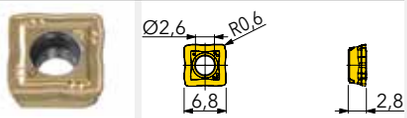

L SOMT070306HP

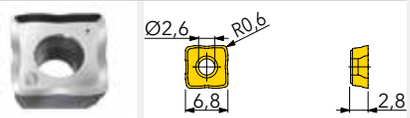

M SOMT070306PS

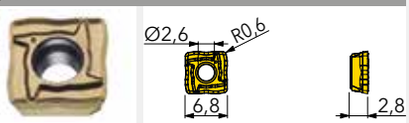

N SOMT08T306SK

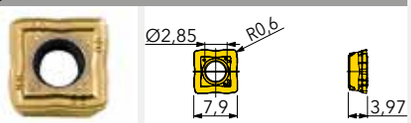

O SOMT08T306NG

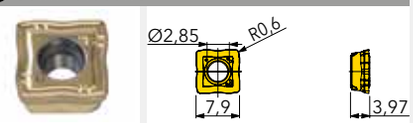

P SOMT08T306HP

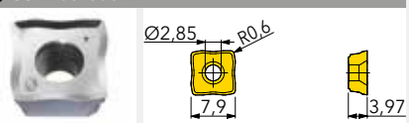

Q SOMT08T306PS

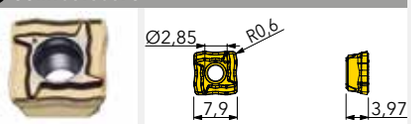

Designation Réf. de l'article	fz(min/max)	Design Conception	Grade Nuance	IN10K	IN2505	IN2510	IN2530	IN6505			
SOMT040204SK	0,04/0,14	positive geometry R0,4 / Géométrie positive R0,4			●						
SOMT050204SK [1)]	0,04/0,18	positive geometry R0,4 / Géométrie positive R0,4			●		●	●			
SOMT050204NG	0,06/0,15	cast iron geometry R0,4 / Géométrie fonte R 0,4				●					
SOMT050204HP	0,06/0,15	non-ferrous geometry, polished R0,4 / Géo. pour mat. non fer., polie R0,4		●							
SOMT050204PS	0,04/0,10	Chip breaker geometry R0,4 / Géométrie copeaux longs R0,4			●						
SOMT060204SK [1)]	0,04/0,18	positive geometry R0,4 / Géométrie positive R0,4			●		●	●			
SOMT060204NG	0,06/0,15	cast iron geometry R0,4 / Géométrie fonte R 0,4				●					
SOMT060204HP	0,06/0,15	non-ferrous geometry, polished R0,4 / Géo. pour mat. non fer., polie R0,4		●							
SOMT060204PS	0,04/0,11	Chip breaker geometry R0,4 / Géométrie copeaux longs R0,4			●						
SOMT070306SK [1)]	0,04/0,20	positive geometry R0,6 / Géométrie positive R0,6			●		●	●			
SOMT070306NG	0,08/0,16	cast iron geometry R0,6 / Géométrie fonte R 0,6				●					
SOMT070306HP	0,08/0,16	non-ferrous geometry, polished R0,6 / Géo. pour mat. non fer., polie R0,6		●							
SOMT070306PS	0,04/0,12	Chip breaker geometry R0,6 / Géométrie copeaux longs R0,6			●						
SOMT08T306SK [1)]	0,04/0,20	positive geometry R0,6 / Géométrie positive R0,6			●		●	●			
SOMT08T306NG	0,08/0,16	cast iron geometry R0,6 / Géométrie fonte R 0,6				●					
SOMT08T306HP	0,08/0,16	non-ferrous geometry, polished R0,6 / Géo. pour mat. non fer., polie R0,6		●							
SOMT08T306PS	0,04/0,12	Chip breaker geometry R0,6 / Géométrie copeaux longs R0,6			●						

[1)] Use IN6505 grade only for peripheral inserts / Le revêtement IN6505 est uniquement pour les plaquettes extérieures

● = P ● = M ● = K ● = N ● = S ○ = H

ADAPTION ACC. TO DIN 1835 B
ATTACHEMENT COMPATIBLE DIN 1835 B



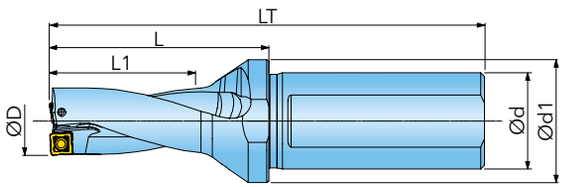

Designation Réf. de l'article	D	d	d1	LT	L	L1	Z	Zeff	IK	kg	Related Insert Plaquette préconisée
QR0270054JFR00	27,0	25	40	133	77	54	2	1	✓	0,49	ABCD
QR0280056JFR00	28,0	25	40	135	79	56	2	1	✓	0,52	ABCD
QR0290058JGR00	29,0	32	40	141	81	58	2	1	✓	0,66	ABCD
QR0300060JGR00	30,0	32	40	143	83	60	2	1	✓	0,78	ABCD
QR0310062JGR00	31,0	32	40	145	85	62	2	1	✓	0,81	ABCD
QR0320064JGR00	32,0	32	40	147	87	64	2	1	✓	0,84	EFGH
QR0330066JGR00	33,0	32	40	149	89	66	2	1	✓	0,87	EFGH
QR0340068JGR00	34,0	32	40	151	91	68	2	1	✓	0,89	EFGH
QR0350070JGR00	35,0	32	40	153	93	70	2	1	✓	0,92	EFGH
QR0360072JGR00	36,0	32	40	155	95	72	2	1	✓	0,96	EFGH
QR0370074JGR00	37,0	32	50	162	102	74	2	1	✓	0,97	IJKL
QR0380076JGR00	38,0	32	50	164	104	76	2	1	✓	1,00	IJKL
QR0390078JGR00	39,0	32	50	166	106	78	2	1	✓	1,05	IJKL
QR0400080JGR00	40,0	32	50	168	108	80	2	1	✓	1,10	IJKL
QR0410082JHR00	41,0	40	50	180	110	82	2	1	✓	1,48	IJKL
QR0420084JHR00	42,0	40	50	182	112	84	2	1	✓	1,50	IJKL
QR0430086JHR00	43,0	40	50	184	114	86	2	1	✓	1,55	IJKL
QR0440088JHR00	44,0	40	60	193	123	88	2	1	✓	1,60	MNOP
QR0450090JHR00	45,0	40	60	195	125	90	2	1	✓	1,66	MNOP
QR0460092JHR00	46,0	40	60	197	127	92	2	1	✓	1,71	MNOP
QR0470094JHR00	47,0	40	60	199	129	94	2	1	✓	1,76	MNOP
QR0480096JHR00	48,0	40	60	201	131	96	2	1	✓	1,84	MNOP
QR0490098JHR00	49,0	40	60	203	133	98	2	1	✓	1,86	MNOP
QR0500100JHR00	50,0	40	60	205	135	100	2	1	✓	1,93	MNOP

SPARE PARTS
ACCESSOIRES





Diameter Range / Diamètres

27,0 - 36,0	SM35-088-60 (3,0Nm)	DS-T10S
37,0 - 43,0	SM40-093-20 (4,5Nm)	DS-T15S
44,0 - 50,0	SM50-113-20 (8,0Nm)	DS-T20S

① = Insert screw / Vis de serrage plaquette ② = Screw driver / Tournevis

Member IMC Group Ingersoll Cutting Tools

A SOMT09T308SK

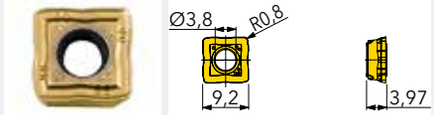

B SOMT09T308NG

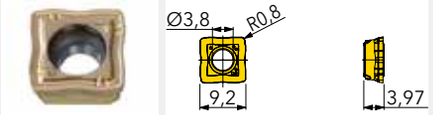

C SOMT09T308HP

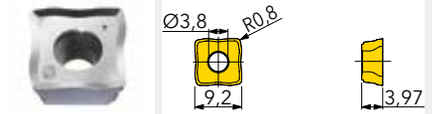

D SOMT09T308PS

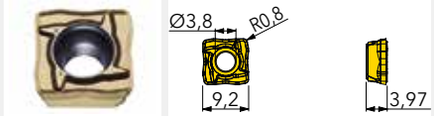

E SOMT11T308SK

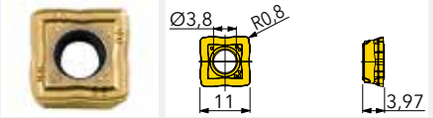

F SOMT11T308NG

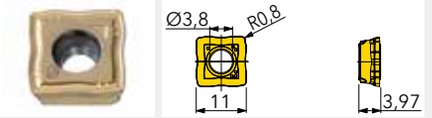

G SOMT11T308HP

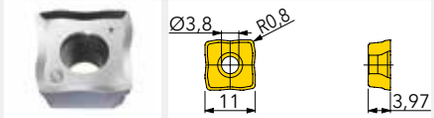

H SOMT11T308PS

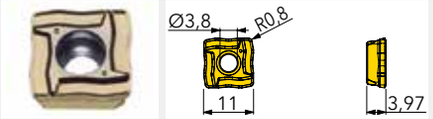

I SOMT130408SK

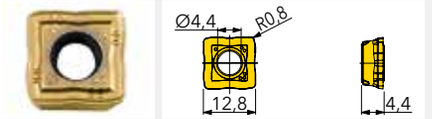

J SOMT130408NG

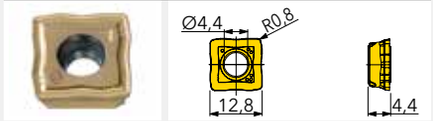

K SOMT130408HP

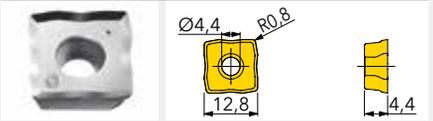

L SOMT130408PS

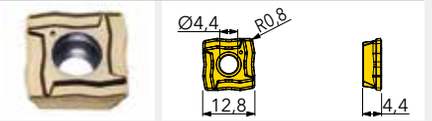

M SOMT150510SK

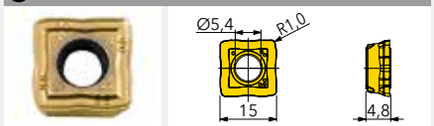

N SOMT150510NG

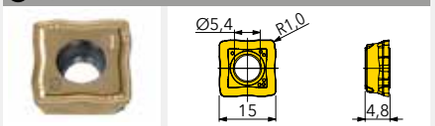

O SOMT150510HP

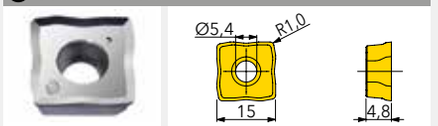

P SOMT150510PS

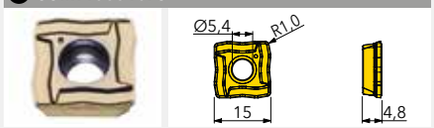

Designation Réf. de l'article	fz(min/max)	Design Conception	Grade Nuance	IN10K	IN2505	IN2510	IN2530	IN6505			
SOMT09T308SK [1)]	0,06/0,20	positive geometry R0,8 / Géométrie positive R0,8			●		●	●			
SOMT09T308NG	0,08/0,18	cast iron geometry R0,8 / Géométrie fonte R 0,8				●					
SOMT09T308HP	0,08/0,18	non-ferrous geometry, polished R0,8 / Géo. pour mat. non fer., polie R0,8		●							
SOMT09T308PS	0,06/0,13	Chip breaker geometry R0,8 / Géométrie copeaux longs R0,8			●						
SOMT11T308SK [1)]	0,06/0,22	positive geometry R0,8 / Géométrie positive R0,8			●		●	●			
SOMT11T308NG	0,08/0,18	cast iron geometry R0,8 / Géométrie fonte R 0,8				●					
SOMT11T308HP	0,08/0,18	non-ferrous geometry, polished R0,8 / Géo. pour mat. non fer., polie R0,8		●							
SOMT11T308PS	0,06/0,13	Chip breaker geometry R0,8 / Géométrie copeaux longs R0,8			●						
SOMT130408SK [1)]	0,06/0,22	positive geometry R0,8 / Géométrie positive R0,8			●		●	●			
SOMT130408NG	0,10/0,18	cast iron geometry R0,8 / Géométrie fonte R 0,8				●					
SOMT130408HP	0,10/0,18	non-ferrous geometry, polished R0,8 / Géo. pour mat. non fer., polie R0,8		●							
SOMT130408PS	0,06/0,13	Chip breaker geometry R0,8 / Géométrie copeaux longs R0,8			●						
SOMT150510SK [1)]	0,06/0,24	positive geometry R1,0 / Géométrie positive R1,0			●		●	●			
SOMT150510NG	0,10/0,18	cast iron geometry R1,0 / Géométrie fonte R 1,0				●					
SOMT150510HP	0,10/0,18	non-ferrous geometry, polished R1,0 / Géo. pour mat. non fer., polie R1,0		●							
SOMT150510PS	0,06/0,14	Chip breaker geometry R1,0 / Géométrie copeaux longs R1,0			●						

[1)] Use IN6505 grade only for peripheral inserts / Le revêtement IN6505 est uniquement pour les plaquettes extérieures

● = P ● = M ● = K ● = N ● = S ○ = H

ADAPTION ACC. TO DIN 1835 B
ATTACHEMENT COMPATIBLE DIN 1835 B



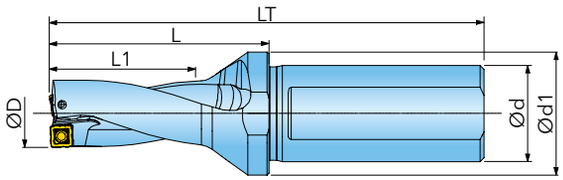

Designation Réf. de l'article	D	d	d1	LT	L	L1	Z	Zeff	IK	kg	Related Insert Plaquette préconisée
QR0120036JER00	12,0	20	25	106	56	36	2	1	✓	0,15	A
QR0125039JER00	12,5	20	25	109	59	39	2	1	✓	0,15	A
QR0130039JER00	13,0	20	25	109	59	39	2	1	✓	0,15	A
QR0135042JER00	13,5	20	25	110	60	42	2	1	✓	0,16	A
QR0140042JER00	14,0	20	25	110	60	42	2	1	✓	0,16	BCDE
QR0145045JER00	14,5	20	25	114	64	45	2	1	✓	0,16	BCDE
QR0150045JER00	15,0	20	25	114	64	45	2	1	✓	0,16	BCDE
QR0155048JER00	15,5	20	25	118	68	48	2	1	✓	0,17	BCDE
QR0160048JER00	16,0	20	25	118	68	48	2	1	✓	0,17	BCDE
QR0165051JFR00	16,5	25	32	127	71	51	2	1	✓	0,28	FGHI
QR0170051JFR00	17,0	25	32	127	71	51	2	1	✓	0,28	FGHI
QR0175054JFR00	17,5	25	32	131	75	54	2	1	✓	0,28	FGHI
QR0180054JFR00	18,0	25	32	131	75	54	2	1	✓	0,29	FGHI
QR0185057JFR00	18,5	25	32	134	78	57	2	1	✓	0,29	FGHI
QR0190057JFR00	19,0	25	32	134	78	57	2	1	✓	0,30	FGHI
QR0195060JFR00	19,5	25	32	139	83	60	2	1	✓	0,31	JKLM
QR0200060JFR00	20,0	25	32	139	83	60	2	1	✓	0,32	JKLM
QR0205063JFR00	20,5	25	32	142	86	63	2	1	✓	0,32	JKLM
QR0210063JFR00	21,0	25	32	142	86	63	2	1	✓	0,33	JKLM
QR0215066JFR00	21,5	25	32	145	89	66	2	1	✓	0,33	JKLM
QR0220066JFR00	22,0	25	32	145	89	66	2	1	✓	0,34	JKLM
QR0225069JFR00	22,5	25	32	147	91	69	2	1	✓	0,34	NOPQ
QR0230069JFR00	23,0	25	32	147	91	69	2	1	✓	0,35	NOPQ
QR0235072JFR00	23,5	25	32	150	94	72	2	1	✓	0,36	NOPQ
QR0240072JFR00	24,0	25	32	150	94	72	2	1	✓	0,36	NOPQ
QR0245075JFR00	24,5	25	32	153	97	75	2	1	✓	0,37	NOPQ
QR0250075JFR00	25,0	25	32	153	97	75	2	1	✓	0,37	NOPQ
QR0255078JFR00	25,5	25	32	155	99	78	2	1	✓	0,38	NOPQ
QR0260078JFR00	26,0	25	32	155	99	78	2	1	✓	0,39	NOPQ

SPARE PARTS
ACCESSOIRES

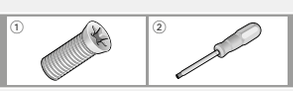

Diameter Range / Diamètres

12,0 - 13,5	TS 18041I/HG (0,5Nm)	DS-TP06S (TX-Plus)
14,0 - 16,0	SM20-043-00 (0,7Nm)	DS-TP06S (TX-Plus)
16,5 - 22,0	TS 22052I/HG-P (0,8Nm)	DS-TP07S (TX-Plus)
22,5 - 26,0	SO 25065I (1,1Nm)	DS-T07S

① = Insert screw / Vis de serrage plaquette ② = Screw driver / Tournevis

Member IMC Group Ingersoll Cutting Tools

A SOMT040204SK

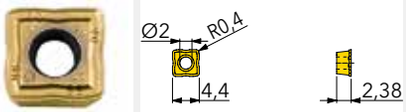

B SOMT050204SK

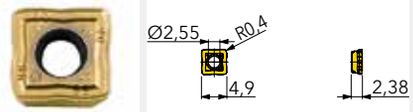

C SOMT050204NG

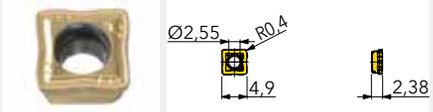

D SOMT050204HP

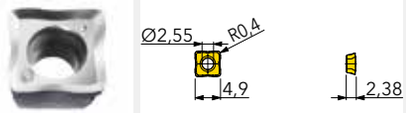

E SOMT050204PS

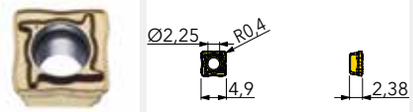

F SOMT060204SK

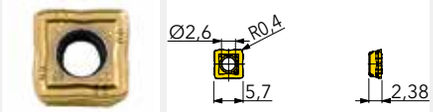

G SOMT060204NG

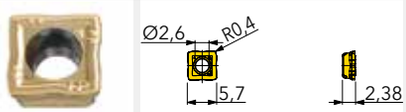

H SOMT060204HP

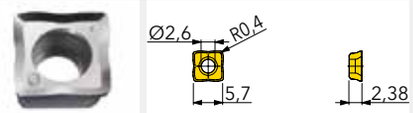

I SOMT060204PS

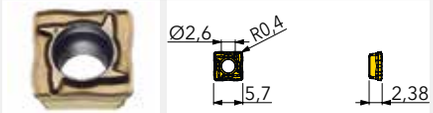

J SOMT070306SK

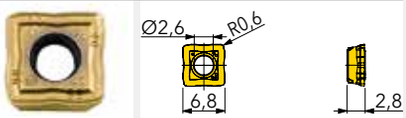

K SOMT070306NG

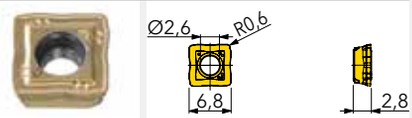

L SOMT070306HP

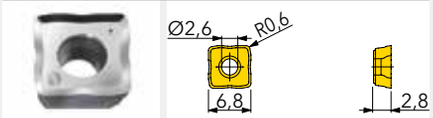

M SOMT070306PS

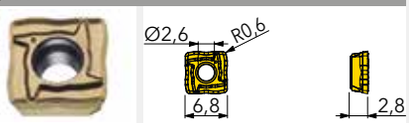

N SOMT08T306SK

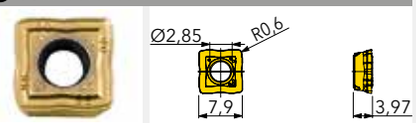

O SOMT08T306NG

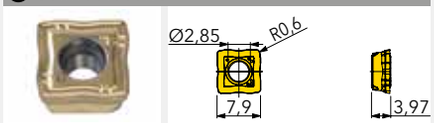

P SOMT08T306HP

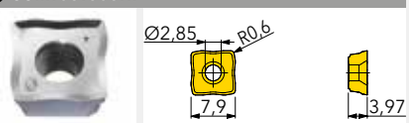

Q SOMT08T306PS

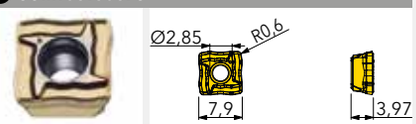

Designation Réf. de l'article	fz(min/max)	Design Conception	Grade Nuance	IN10K	IN2505	IN2510	IN2530	IN6505			
SOMT040204SK	0,04/0,14	positive geometry R0,4 / Géométrie positive R0,4			●						
SOMT050204SK [1)]	0,04/0,18	positive geometry R0,4 / Géométrie positive R0,4			●		●	●			
SOMT050204NG	0,06/0,15	cast iron geometry R0,4 / Géométrie fonte R 0,4				●					
SOMT050204HP	0,06/0,15	non-ferrous geometry, polished R0,4 / Géo. pour mat. non fer., polie R0,4		●							
SOMT050204PS	0,04/0,10	Chip breaker geometry R0,4 / Géométrie copeaux longs R0,4			●						
SOMT060204SK [1)]	0,04/0,18	positive geometry R0,4 / Géométrie positive R0,4			●		●	●			
SOMT060204NG	0,06/0,15	cast iron geometry R0,4 / Géométrie fonte R 0,4				●					
SOMT060204HP	0,06/0,15	non-ferrous geometry, polished R0,4 / Géo. pour mat. non fer., polie R0,4		●							
SOMT060204PS	0,04/0,11	Chip breaker geometry R0,4 / Géométrie copeaux longs R0,4			●						
SOMT070306SK [1)]	0,04/0,20	positive geometry R0,6 / Géométrie positive R0,6			●		●	●			
SOMT070306NG	0,08/0,16	cast iron geometry R0,6 / Géométrie fonte R 0,6				●					
SOMT070306HP	0,08/0,16	non-ferrous geometry, polished R0,6 / Géo. pour mat. non fer., polie R0,6		●							
SOMT070306PS	0,04/0,12	Chip breaker geometry R0,6 / Géométrie copeaux longs R0,6			●						
SOMT08T306SK [1)]	0,04/0,20	positive geometry R0,6 / Géométrie positive R0,6			●		●	●			
SOMT08T306NG	0,08/0,16	cast iron geometry R0,6 / Géométrie fonte R 0,6				●					
SOMT08T306HP	0,08/0,16	non-ferrous geometry, polished R0,6 / Géo. pour mat. non fer., polie R0,6		●							
SOMT08T306PS	0,04/0,12	Chip breaker geometry R0,6 / Géométrie copeaux longs R0,6			●						

[1)] Use IN6505 grade only for peripheral inserts / Le revêtement IN6505 est uniquement pour les plaquettes extérieures

● = P ● = M ● = K ● = N ● = S ○ = H

Member IMC Group Ingersoll Cutting Tools

ADAPTION ACC. TO DIN 1835 B
ATTACHEMENT COMPATIBLE DIN 1835 B



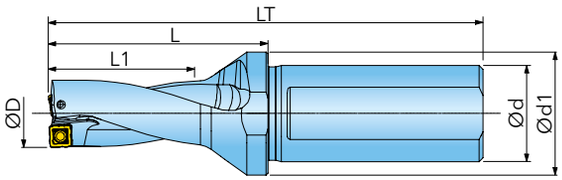

Designation Réf. de l'article	D	d	d1	LT	L	L1	Z	Zeff	IK	kg	Related Insert Plaquette préconisée
QR0265081JFR00	26,5	25	40	160	104	81	2	1	✓	0,53	ABCD
QR0270081JFR00	27,0	25	40	160	104	81	2	1	✓	0,53	ABCD
QR0275084JFR00	27,5	25	40	163	107	84	2	1	✓	0,56	ABCD
QR0280084JFR00	28,0	25	40	163	107	84	2	1	✓	0,56	ABCD
QR0285087JGR00	28,5	32	40	170	110	87	2	1	✓	0,75	ABCD
QR0290087JGR00	29,0	32	40	170	110	87	2	1	✓	0,75	ABCD
QR0295090JGR00	29,5	32	40	173	113	90	2	1	✓	0,85	ABCD
QR0300090JGR00	30,0	32	40	173	113	90	2	1	✓	0,85	ABCD
QR0310093JGR00	31,0	32	40	176	116	93	2	1	✓	0,90	ABCD
QR0320096JGR00	32,0	32	40	179	119	96	2	1	✓	0,93	EFGH
QR0330099JGR00	33,0	32	40	182	122	99	2	1	✓	0,97	EFGH
QR0340102JGR00	34,0	32	40	185	125	102	2	1	✓	1,01	EFGH
QR0345105JGR00	34,5	32	40	188	128	105	2	1	✓	1,04	EFGH
QR0350105JGR00	35,0	32	40	188	128	105	2	1	✓	1,04	EFGH
QR0360108JGR00	36,0	32	40	191	131	108	2	1	✓	1,07	EFGH
QR0370111JGR00	37,0	32	50	199	139	111	2	1	✓	1,12	IJKL
QR0375114JGR00	37,5	32	50	202	142	114	2	1	✓	1,17	IJKL
QR0380114JGR00	38,0	32	50	202	142	114	2	1	✓	1,17	IJKL
QR0390117JGR00	39,0	32	50	205	145	117	2	1	✓	1,23	IJKL
QR0400120JGR00	40,0	32	50	208	148	120	2	1	✓	1,31	IJKL
QR0405123JGR00	40,5	40	50	211	151	123	2	1	✓	1,48	IJKL
QR0410123JHR00	41,0	40	50	221	151	123	2	1	✓	1,48	IJKL
QR0420126JHR00	42,0	40	50	224	154	126	2	1	✓	1,62	IJKL
QR0430129JHR00	43,0	40	50	227	157	129	2	1	✓	1,78	IJKL
QR0440132JHR00	44,0	40	60	237	167	132	2	1	✓	1,83	MNOP
QR0450135JHR00	45,0	40	60	240	170	135	2	1	✓	1,92	MNOP
QR0460138JHR00	46,0	40	60	243	173	138	2	1	✓	1,99	MNOP
QR0465141JHR00	46,5	40	60	246	176	141	2	1	✓	2,05	MNOP
QR0470141JHR00	47,0	40	60	246	176	141	2	1	✓	2,05	MNOP
QR0480144JHR00	48,0	40	60	249	179	144	2	1	✓	2,11	MNOP
QR0490147JHR00	49,0	40	60	252	182	147	2	1	✓	2,16	MNOP
QR0500150JHR00	50,0	40	60	255	185	150	2	1	✓	2,26	MNOP
QR0505153JHR00	50,5	40	60	258	188	153	2	1	✓	2,30	MNOP

SPARE PARTS
ACCESSOIRES





Diameter Range / Diamètres

26,5 - 36,0	SM35-088-60 (3,0Nm)	DS-T10S
37,0 - 43,0	SM40-093-20 (4,5Nm)	DS-T15S
44,0 - 50,5	SM50-113-20 (8,0Nm)	DS-T20S

① = Insert screw / Vis de serrage plaquette ② = Screw driver / Tournevis

Member IMC Group Ingersoll Cutting Tools

A SOMT09T308SK

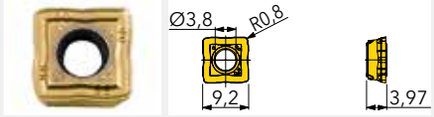

B SOMT09T308NG

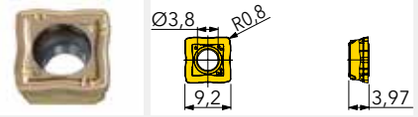

C SOMT09T308HP

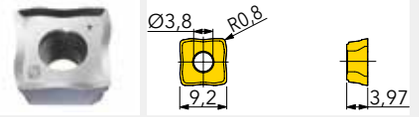

D SOMT09T308PS

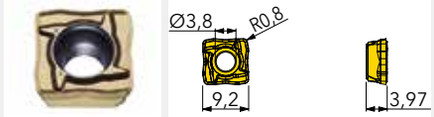

E SOMT11T308SK

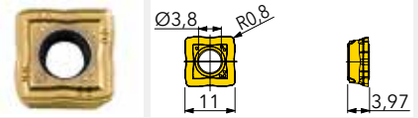

F SOMT11T308NG

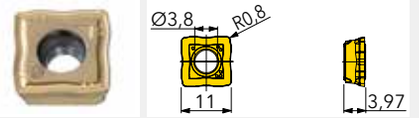

G SOMT11T308HP

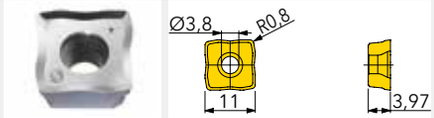

H SOMT11T308PS

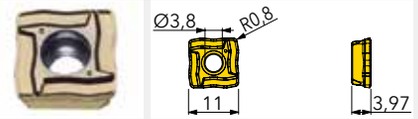

I SOMT130408SK

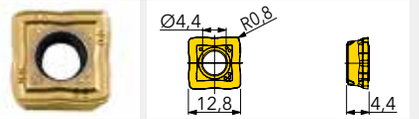

J SOMT130408NG

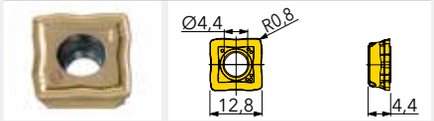

K SOMT130408HP

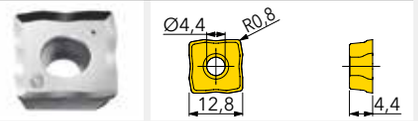

L SOMT130408PS

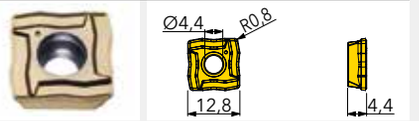

M SOMT150510SK

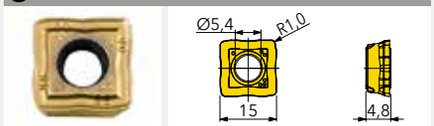

N SOMT150510NG

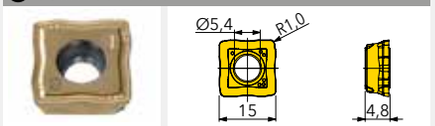

O SOMT150510HP

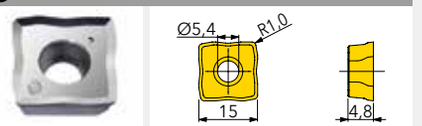

P SOMT150510PS

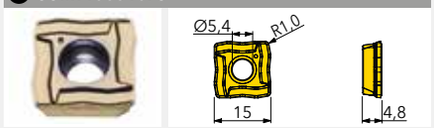

Designation Réf. de l'article	fz(min/max)	Design Conception	Grade Nuance	IN10K	IN2505	IN2510	IN2530	IN6505			
SOMT09T308SK [1)]	0,06/0,20	positive geometry R0,8 / Géométrie positive R0,8			●		●	●			
SOMT09T308NG	0,08/0,18	cast iron geometry R0,8 / Géométrie fonte R 0,8				●					
SOMT09T308HP	0,08/0,18	non-ferrous geometry, polished R0,8 / Géo. pour mat. non fer., polie R0,8		●							
SOMT09T308PS	0,06/0,13	Chip breaker geometry R0,8 / Géométrie copeaux longs R0,8			●						
SOMT11T308SK [1)]	0,06/0,22	positive geometry R0,8 / Géométrie positive R0,8			●		●	●			
SOMT11T308NG	0,08/0,18	cast iron geometry R0,8 / Géométrie fonte R 0,8				●					
SOMT11T308HP	0,08/0,18	non-ferrous geometry, polished R0,8 / Géo. pour mat. non fer., polie R0,8		●							
SOMT11T308PS	0,06/0,13	Chip breaker geometry R0,8 / Géométrie copeaux longs R0,8			●						
SOMT130408SK [1)]	0,06/0,22	positive geometry R0,8 / Géométrie positive R0,8			●		●	●			
SOMT130408NG	0,10/0,18	cast iron geometry R0,8 / Géométrie fonte R 0,8				●					
SOMT130408HP	0,10/0,18	non-ferrous geometry, polished R0,8 / Géo. pour mat. non fer., polie R0,8		●							
SOMT130408PS	0,06/0,13	Chip breaker geometry R0,8 / Géométrie copeaux longs R0,8			●						
SOMT150510SK [1)]	0,06/0,24	positive geometry R1,0 / Géométrie positive R1,0			●		●	●			
SOMT150510NG	0,10/0,18	cast iron geometry R1,0 / Géométrie fonte R 1,0				●					
SOMT150510HP	0,10/0,18	non-ferrous geometry, polished R1,0 / Géo. pour mat. non fer., polie R1,0		●							
SOMT150510PS	0,06/0,14	Chip breaker geometry R1,0 / Géométrie copeaux longs R1,0			●						

[1)] Use IN6505 grade only for peripheral inserts / Le revêtement IN6505 est uniquement pour les plaquettes extérieures

● = P ● = M ● = K ● = N ● = S ○ = H

Member IMC Group Ingersoll Cutting Tools

ADAPTION ACC. TO DIN 1835 B
ATTACHEMENT COMPATIBLE DIN 1835 B



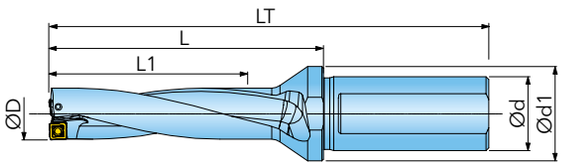

Designation Réf. de l'article	D	d	d1	LT	L	L1	Z	Zeff	IK	kg	Related Insert Plaquette préconisée
QR0120048JER00	12,0	20	25	118	68	48	2	1	✓	0,14	A
QR0130052JER00	13,0	20	25	122	72	52	2	1	✓	0,15	A
QR0140056JER00	14,0	20	25	124	74	56	2	1	✓	0,16	BCDE
QR0150060JER00	15,0	20	25	129	79	60	2	1	✓	0,17	BCDE
QR0160064JER00	16,0	20	25	134	84	64	2	1	✓	0,18	BCDE
QR0170068JFR00	17,0	25	32	144	88	68	2	1	✓	0,29	FGHI
QR0175072JFR00	17,5	25	32	149	93	72	2	1	✓	0,30	FGHI
QR0180072JFR00	18,0	25	32	149	93	72	2	1	✓	0,30	FGHI
QR0190076JFR00	19,0	25	32	153	97	76	2	1	✓	0,32	FGHI
QR0195080JFR00	19,5	25	32	159	103	80	2	1	✓	0,34	JKLM
QR0200080JFR00	20,0	25	32	159	103	80	2	1	✓	0,34	JKLM
QR0210084JFR00	21,0	25	32	163	107	84	2	1	✓	0,35	JKLM
QR0220088JFR00	22,0	25	32	167	111	88	2	1	✓	0,37	JKLM
QR0230092JFR00	23,0	25	32	170	114	92	2	1	✓	0,38	NOPQ
QR0240096JFR00	24,0	25	32	174	118	96	2	1	✓	0,41	NOPQ
QR0250100JFR00	25,0	25	32	178	122	100	2	1	✓	0,42	NOPQ
QR0260104JFR00	26,0	25	32	181	125	104	2	1	✓	0,45	NOPQ

SPARE PARTS
ACCESSOIRES





Diameter Range / Diamètres

12,0 - 13,0	TS 18041I/HG (0,5Nm)	DS-TP06S (TX-Plus)
14,0 - 16,0	SM20-043-00 (0,7Nm)	DS-TP06S (TX-Plus)
17,0 - 22,0	TS 22052I/HG-P (0,8Nm)	DS-TP07S (TX-Plus)
23,0 - 26,0	SO 25065I (1,1Nm)	DS-T07S

① = Insert screw / Vis de serrage plaquette ② = Screw driver / Tournevis

A SOMT040204SK

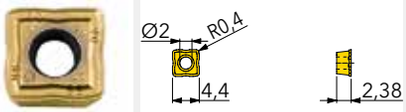

B SOMT050204SK

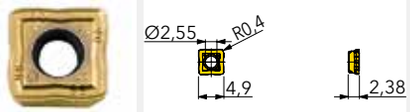

C SOMT050204NG

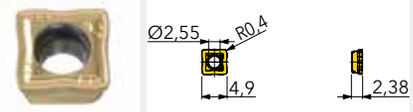

D SOMT050204HP

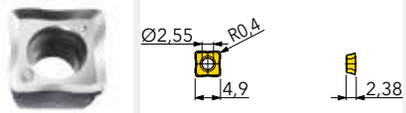

E SOMT050204PS

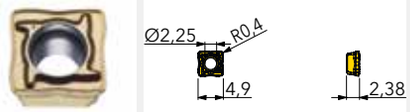

F SOMT060204SK

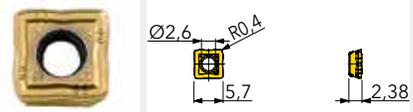

G SOMT060204NG

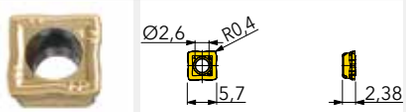

H SOMT060204HP

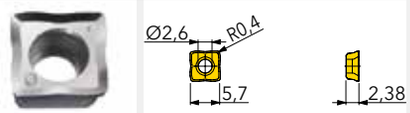

I SOMT060204PS

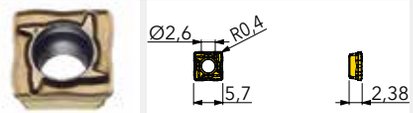

J SOMT070306SK

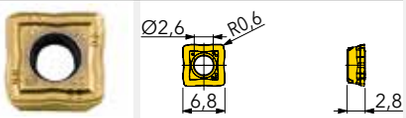

K SOMT070306NG

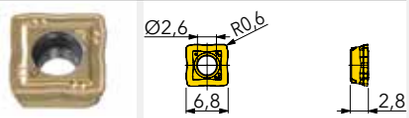

L SOMT070306HP

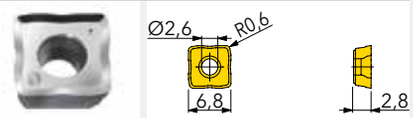

M SOMT070306PS

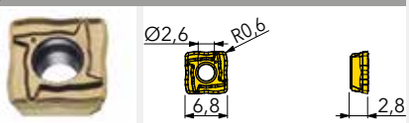

N SOMT08T306SK

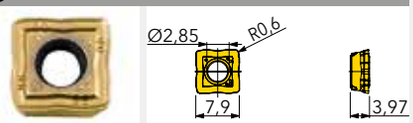

O SOMT08T306NG

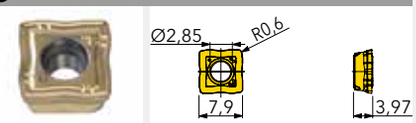

P SOMT08T306HP

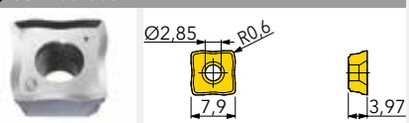

Q SOMT08T306PS

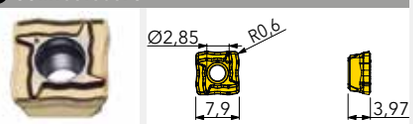

Designation Réf. de l'article	fz(min/max)	Design Conception	Grade Nuance	IN10K	IN2505	IN2510	IN2530	IN6505			
SOMT040204SK	0,04/0,14	positive geometry R0,4 / Géométrie positive R0,4			●						
SOMT050204SK [1)]	0,04/0,18	positive geometry R0,4 / Géométrie positive R0,4			●		●	●			
SOMT050204NG	0,06/0,15	cast iron geometry R0,4 / Géométrie fonte R 0,4				●					
SOMT050204HP	0,06/0,15	non-ferrous geometry, polished R0,4 / Géo. pour mat. non fer., polie R0,4		●							
SOMT050204PS	0,04/0,10	Chip breaker geometry R0,4 / Géométrie copeaux longs R0,4			●						
SOMT060204SK [1)]	0,04/0,18	positive geometry R0,4 / Géométrie positive R0,4			●		●	●			
SOMT060204NG	0,06/0,15	cast iron geometry R0,4 / Géométrie fonte R 0,4				●					
SOMT060204HP	0,06/0,15	non-ferrous geometry, polished R0,4 / Géo. pour mat. non fer., polie R0,4		●							
SOMT060204PS	0,04/0,11	Chip breaker geometry R0,4 / Géométrie copeaux longs R0,4			●						
SOMT070306SK [1)]	0,04/0,20	positive geometry R0,6 / Géométrie positive R0,6			●		●	●			
SOMT070306NG	0,08/0,16	cast iron geometry R0,6 / Géométrie fonte R 0,6				●					
SOMT070306HP	0,08/0,16	non-ferrous geometry, polished R0,6 / Géo. pour mat. non fer., polie R0,6		●							
SOMT070306PS	0,04/0,12	Chip breaker geometry R0,6 / Géométrie copeaux longs R0,6			●						
SOMT08T306SK [1)]	0,04/0,20	positive geometry R0,6 / Géométrie positive R0,6			●		●	●			
SOMT08T306NG	0,08/0,16	cast iron geometry R0,6 / Géométrie fonte R 0,6				●					
SOMT08T306HP	0,08/0,16	non-ferrous geometry, polished R0,6 / Géo. pour mat. non fer., polie R0,6		●							
SOMT08T306PS	0,04/0,12	Chip breaker geometry R0,6 / Géométrie copeaux longs R0,6			●						

[1)] Use IN6505 grade only for peripheral inserts / Le revêtement IN6505 est uniquement pour les plaquettes extérieures

● = P ● = M ● = K ● = N ● = S ○ = H

Member IMC Group Ingersoll Cutting Tools

ADAPTION ACC. TO DIN 1835 B
ATTACHEMENT COMPATIBLE DIN 1835 B



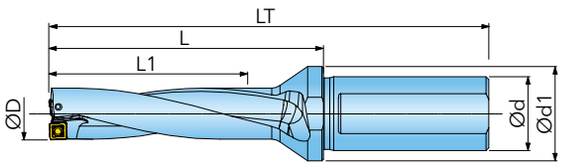

Designation Réf. de l'article	D	d	d1	LT	L	L1	Z	Zeff	IK	kg	Related Insert Plaquette préconisée
QR0270108JFR00	27,0	25	40	187	131	108	2	1	✓	0,59	ABCD
QR0280112JFR00	28,0	25	40	191	135	112	2	1	✓	0,62	ABCD
QR0290116JGR00	29,0	32	40	199	139	116	2	1	✓	0,80	ABCD
QR0300120JGR00	30,0	32	40	203	143	120	2	1	✓	0,94	ABCD
QR0310124JGR00	31,0	32	40	207	147	124	2	1	✓	0,97	ABCD
QR0320128JGR00	32,0	32	40	211	151	128	2	1	✓	1,04	EFGH
QR0330132JGR00	33,0	32	40	215	155	132	2	1	✓	1,09	EFGH
QR0340136JGR00	34,0	32	40	219	159	136	2	1	✓	1,13	EFGH
QR0350140JGR00	35,0	32	40	223	163	140	2	1	✓	1,17	EFGH
QR0360144JGR00	36,0	32	40	227	167	144	2	1	✓	1,23	EFGH
QR0370148JGR00	37,0	32	50	236	176	148	2	1	✓	1,29	IJKL
QR0380152JGR00	38,0	32	50	240	180	152	2	1	✓	1,34	IJKL
QR0390156JGR00	39,0	32	50	244	184	156	2	1	✓	1,41	IJKL
QR0400160JGR00	40,0	32	50	248	188	160	2	1	✓	1,50	IJKL
QR0410164JHR00	41,0	40	50	262	192	164	2	1	✓	1,86	IJKL
QR0420168JHR00	42,0	40	50	266	196	168	2	1	✓	1,94	IJKL
QR0430172JHR00	43,0	40	50	270	200	172	2	1	✓	2,02	IJKL
QR0440176JHR00	44,0	40	60	281	211	176	2	1	✓	2,10	MNOP
QR0450180JHR00	45,0	40	60	285	215	180	2	1	✓	2,19	MNOP
QR0460184JHR00	46,0	40	60	289	219	184	2	1	✓	2,30	MNOP
QR0470188JHR00	47,0	40	60	293	223	188	2	1	✓	2,37	MNOP
QR0480192JHR00	48,0	40	60	297	227	192	2	1	✓	2,47	MNOP
QR0490196JHR00	49,0	40	60	301	231	196	2	1	✓	2,59	MNOP
QR0500200JHR00	50,0	40	60	305	235	200	2	1	✓	2,64	MNOP

SPARE PARTS
ACCESSOIRES





Diameter Range / Diamètres

27,0 - 36,0	SM35-088-60 (3,0Nm)	DS-T10S
37,0 - 43,0	SM40-093-20 (4,5Nm)	DS-T15S
44,0 - 50,0	SM50-113-20 (8,0Nm)	DS-T20S

① = Insert screw / Vis de serrage plaquette ② = Screw driver / Tournevis

Member IMC Group Ingersoll Cutting Tools

A SOMT09T308SK

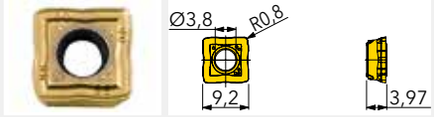

B SOMT09T308NG

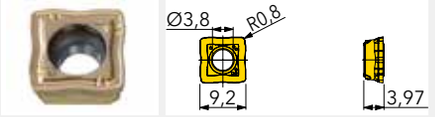

C SOMT09T308HP

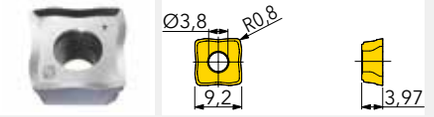

D SOMT09T308PS

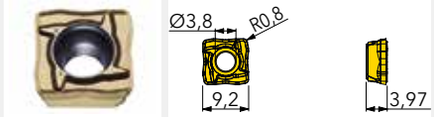

E SOMT11T308SK

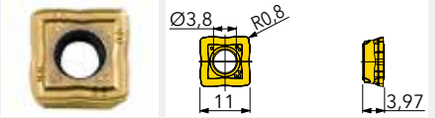

F SOMT11T308NG

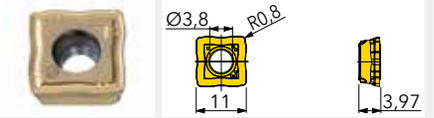

G SOMT11T308HP

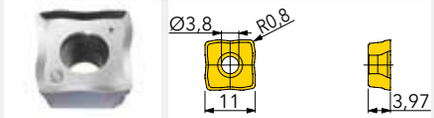

H SOMT11T308PS

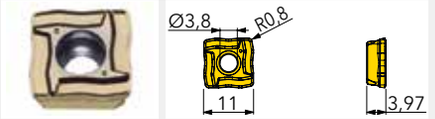

I SOMT130408SK

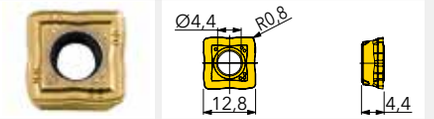

J SOMT130408NG

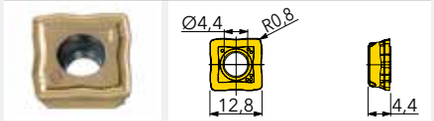

K SOMT130408HP

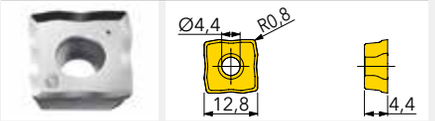

L SOMT130408PS

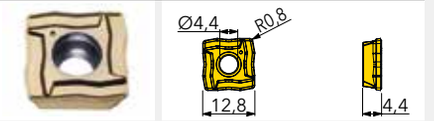

M SOMT150510SK

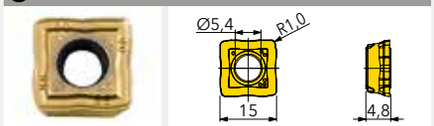

N SOMT150510NG

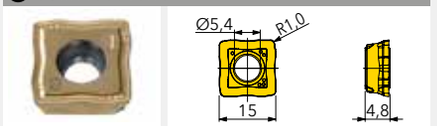

O SOMT150510HP

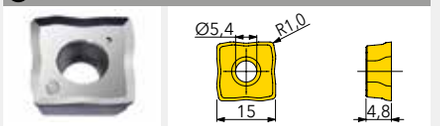

P SOMT150510PS

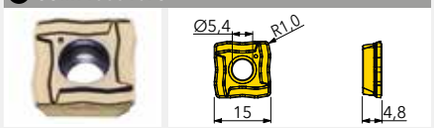

Designation Réf. de l'article	fz(min/max)	Design Conception	Grade Nuance	IN10K	IN2505	IN2510	IN2530	IN6505			
SOMT09T308SK [1)]	0,06/0,20	positive geometry R0,8 / Géométrie positive R0,8			●		●	●			
SOMT09T308NG	0,08/0,18	cast iron geometry R0,8 / Géométrie fonte R 0,8				●					
SOMT09T308HP	0,08/0,18	non-ferrous geometry, polished R0,8 / Géo. pour mat. non fer., polie R0,8		●							
SOMT09T308PS	0,06/0,13	Chip breaker geometry R0,8 / Géométrie copeaux longs R0,8			●						
SOMT11T308SK [1)]	0,06/0,22	positive geometry R0,8 / Géométrie positive R0,8			●		●	●			
SOMT11T308NG	0,08/0,18	cast iron geometry R0,8 / Géométrie fonte R 0,8				●					
SOMT11T308HP	0,08/0,18	non-ferrous geometry, polished R0,8 / Géo. pour mat. non fer., polie R0,8		●							
SOMT11T308PS	0,06/0,13	Chip breaker geometry R0,8 / Géométrie copeaux longs R0,8			●						
SOMT130408SK [1)]	0,06/0,22	positive geometry R0,8 / Géométrie positive R0,8			●		●	●			
SOMT130408NG	0,10/0,18	cast iron geometry R0,8 / Géométrie fonte R 0,8				●					
SOMT130408HP	0,10/0,18	non-ferrous geometry, polished R0,8 / Géo. pour mat. non fer., polie R0,8		●							
SOMT130408PS	0,06/0,13	Chip breaker geometry R0,8 / Géométrie copeaux longs R0,8			●						
SOMT150510SK [1)]	0,06/0,24	positive geometry R1,0 / Géométrie positive R1,0			●		●	●			
SOMT150510NG	0,10/0,18	cast iron geometry R1,0 / Géométrie fonte R 1,0				●					
SOMT150510HP	0,10/0,18	non-ferrous geometry, polished R1,0 / Géo. pour mat. non fer., polie R1,0		●							
SOMT150510PS	0,06/0,14	Chip breaker geometry R1,0 / Géométrie copeaux longs R1,0			●						

[1)] Use IN6505 grade only for peripheral inserts / Le revêtement IN6505 est uniquement pour les plaquettes extérieures

● = P ● = M ● = K ● = N ● = S ○ = H

Member IMC Group Ingersoll Cutting Tools

ADAPTION ACC. TO DIN 1835 B
ATTACHEMENT COMPATIBLE DIN 1835 B



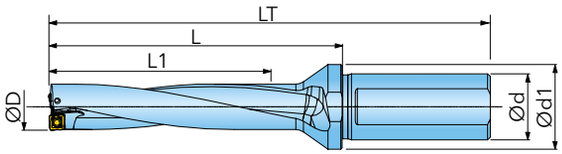

Designation Réf. de l'article	D	d	d1	LT	L	L1	Z	Zeff	IK	kg	Related Insert Plaquette préconisée
QR0120060JER00	12,0	20	25	130	80	60	2	1	✓	0,15	A
QR0130065JER00	13,0	20	25	135	85	65	2	1	✓	0,16	A
QR0140070JER00	14,0	20	25	138	88	70	2	1	✓	0,17	BCDE
QR0150075JER00	15,0	20	25	144	94	75	2	1	✓	0,18	BCDE
QR0160080JER00	16,0	20	25	150	100	80	2	1	✓	0,19	BCDE
QR0170085JFR00	17,0	25	32	161	105	85	2	1	✓	0,31	FGHI
QR0180090JFR00	18,0	25	32	167	111	90	2	1	✓	0,32	FGHI
QR0190095JFR00	19,0	25	32	172	116	95	2	1	✓	0,34	FGHI
QR0200100JFR00	20,0	25	32	179	123	100	2	1	✓	0,36	JKLM
QR0210105JFR00	21,0	25	32	184	128	105	2	1	✓	0,38	JKLM
QR0220110JFR00	22,0	25	32	189	133	110	2	1	✓	0,40	JKLM
QR0230115JFR00	23,0	25	32	193	137	115	2	1	✓	0,42	NOPQ
QR0240120JFR00	24,0	25	32	198	142	120	2	1	✓	0,45	NOPQ
QR0250125JFR00	25,0	25	32	203	147	125	2	1	✓	0,46	NOPQ
QR0260130JFR00	26,0	25	32	207	151	130	2	1	✓	0,50	NOPQ

SPARE PARTS
ACCESSOIRES





Diameter Range / Diamètres

12,0 - 13,0	TS 18041I/HG (0,5Nm)	DS-TP06S (TX-Plus)
14,0 - 16,0	SM20-043-00 (0,7Nm)	DS-TP06S (TX-Plus)
17,0 - 22,0	TS 22052I/HG-P (0,8Nm)	DS-TP07S (TX-Plus)
23,0 - 26,0	SO 25065I (1,1Nm)	DS-T07S

① = Insert screw / Vis de serrage plaquette ② = Screw driver / Tournevis

A SOMT040204SK

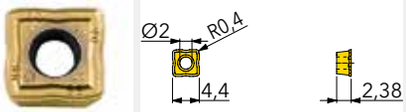

B SOMT050204SK

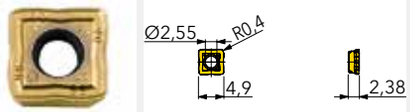

C SOMT050204NG

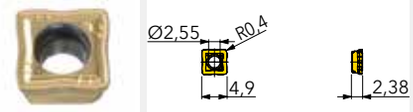

D SOMT050204HP

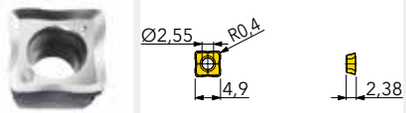

E SOMT050204PS

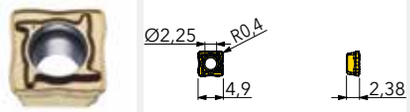

F SOMT060204SK

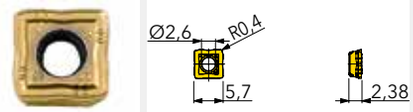

G SOMT060204NG

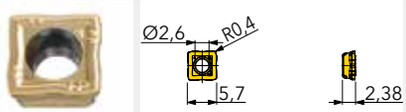

H SOMT060204HP

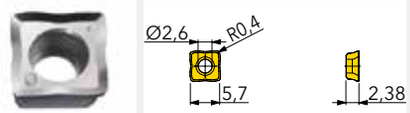

I SOMT060204PS

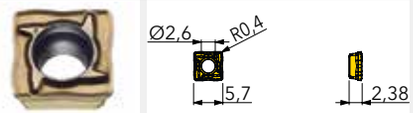

J SOMT070306SK

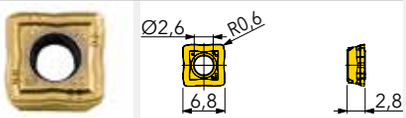

K SOMT070306NG

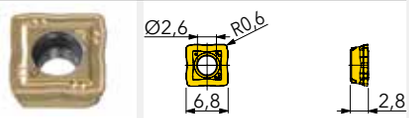

L SOMT070306HP

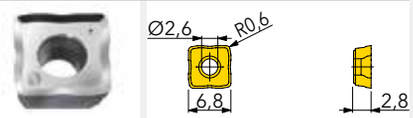

M SOMT070306PS

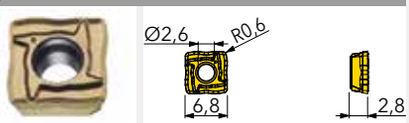

N SOMT08T306SK

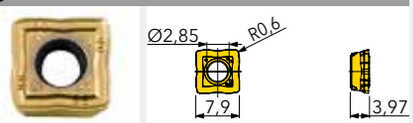

O SOMT08T306NG

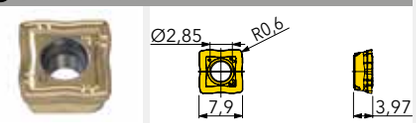

P SOMT08T306HP

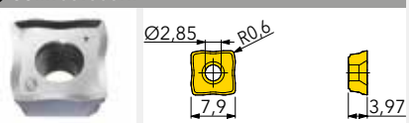

Q SOMT08T306PS

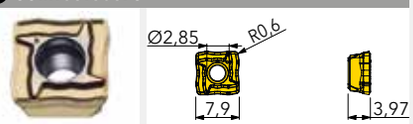

Designation Réf. de l'article	fz(min/max)	Design Conception	Grade Nuance	IN10K	IN2505	IN2510	IN2530	IN6505			
SOMT040204SK	0,04/0,14	positive geometry R0,4 / Géométrie positive R0,4			●						
SOMT050204SK [1)]	0,04/0,18	positive geometry R0,4 / Géométrie positive R0,4			●		●	●			
SOMT050204NG	0,06/0,15	cast iron geometry R0,4 / Géométrie fonte R 0,4				●					
SOMT050204HP	0,06/0,15	non-ferrous geometry, polished R0,4 / Géo. pour mat. non fer., polie R0,4		●							
SOMT050204PS	0,04/0,10	Chip breaker geometry R0,4 / Géométrie copeaux longs R0,4			●						
SOMT060204SK [1)]	0,04/0,18	positive geometry R0,4 / Géométrie positive R0,4			●		●	●			
SOMT060204NG	0,06/0,15	cast iron geometry R0,4 / Géométrie fonte R 0,4				●					
SOMT060204HP	0,06/0,15	non-ferrous geometry, polished R0,4 / Géo. pour mat. non fer., polie R0,4		●							
SOMT060204PS	0,04/0,11	Chip breaker geometry R0,4 / Géométrie copeaux longs R0,4			●						
SOMT070306SK [1)]	0,04/0,20	positive geometry R0,6 / Géométrie positive R0,6			●		●	●			
SOMT070306NG	0,08/0,16	cast iron geometry R0,6 / Géométrie fonte R 0,6				●					
SOMT070306HP	0,08/0,16	non-ferrous geometry, polished R0,6 / Géo. pour mat. non fer., polie R0,6		●							
SOMT070306PS	0,04/0,12	Chip breaker geometry R0,6 / Géométrie copeaux longs R0,6			●						
SOMT08T306SK [1)]	0,04/0,20	positive geometry R0,6 / Géométrie positive R0,6			●		●	●			
SOMT08T306NG	0,08/0,16	cast iron geometry R0,6 / Géométrie fonte R 0,6				●					
SOMT08T306HP	0,08/0,16	non-ferrous geometry, polished R0,6 / Géo. pour mat. non fer., polie R0,6		●							
SOMT08T306PS	0,04/0,12	Chip breaker geometry R0,6 / Géométrie copeaux longs R0,6			●						

[1)] Use IN6505 grade only for peripheral inserts / Le revêtement IN6505 est uniquement pour les plaquettes extérieures

● = P ● = M ● = K ● = N ● = S ○ = H

Member IMC Group Ingersoll Cutting Tools

ADAPTION ACC. TO DIN 1835 B
ATTACHEMENT COMPATIBLE DIN 1835 B



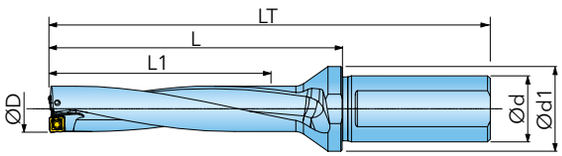

Designation Réf. de l'article	D	d	d1	LT	L	L1	Z	Zeff	IK	kg	Related Insert Plaquette préconisée
QR0270135JFR00	27,0	25	40	214	158	135	2	1	✓	0,65	ABCD
QR0280140JFR00	28,0	25	40	219	163	140	2	1	✓	0,68	ABCD
QR0290145JGR00	29,0	32	40	228	168	145	2	1	✓	0,86	ABCD
QR0300150JGR00	30,0	32	40	233	173	150	2	1	✓	1,04	ABCD
QR0310155JGR00	31,0	32	40	238	178	155	2	1	✓	1,08	ABCD
QR0320160JGR00	32,0	32	40	243	183	160	2	1	✓	1,14	EFGH
QR0330165JGR00	33,0	32	40	248	188	165	2	1	✓	1,20	EFGH
QR0340170JGR00	34,0	32	40	253	193	170	2	1	✓	1,26	EFGH
QR0350175JGR00	35,0	32	40	258	198	175	2	1	✓	1,29	EFGH
QR0360180JGR00	36,0	32	40	263	203	180	2	1	✓	1,39	EFGH
QR0370185JGR00	37,0	32	50	273	213	185	2	1	✓	1,40	IJKL
QR0380190JGR00	38,0	32	50	278	218	190	2	1	✓	1,50	IJKL
QR0390195JGR00	39,0	32	50	283	223	195	2	1	✓	1,56	IJKL
QR0400200JGR00	40,0	32	50	288	228	200	2	1	✓	1,68	IJKL
QR0410205JHR00	41,0	40	50	303	233	205	2	1	✓	2,08	IJKL
QR0420210JHR00	42,0	40	50	308	238	210	2	1	✓	2,16	IJKL
QR0430215JHR00	43,0	40	50	313	243	215	2	1	✓	2,28	IJKL
QR0440220JHR00	44,0	40	60	325	255	220	2	1	✓	2,36	MNOP
QR0450225JHR00	45,0	40	60	330	260	225	2	1	✓	2,45	MNOP
QR0460230JHR00	46,0	40	60	335	265	230	2	1	✓	2,56	MNOP
QR0470235JHR00	47,0	40	60	340	270	235	2	1	✓	2,63	MNOP
QR0480240JHR00	48,0	40	60	345	275	240	2	1	✓	2,73	MNOP
QR0490245JHR00	49,0	40	60	350	280	245	2	1	✓	2,85	MNOP
QR0500250JHR00	50,0	40	60	355	285	250	2	1	✓	2,95	MNOP

SPARE PARTS
ACCESSOIRES





Diameter Range / Diamètres

27,0 - 36,0	SM35-088-60 (3,0Nm)	DS-T10S
37,0 - 43,0	SM40-093-20 (4,5Nm)	DS-T15S
44,0 - 50,0	SM50-113-20 (8,0Nm)	DS-T20S

① = Insert screw / Vis de serrage plaquette ② = Screw driver / Tournevis

Member IMC Group Ingersoll Cutting Tools

A SOMT09T308SK

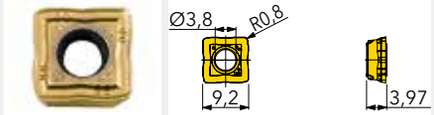

B SOMT09T308NG

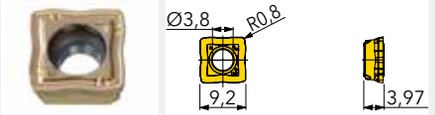

C SOMT09T308HP

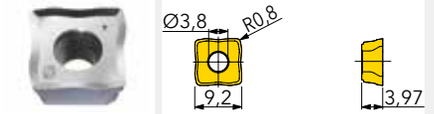

D SOMT09T308PS

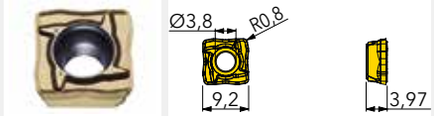

E SOMT11T308SK

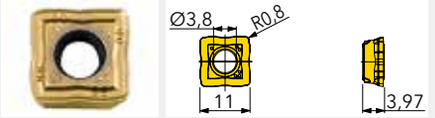

F SOMT11T308NG

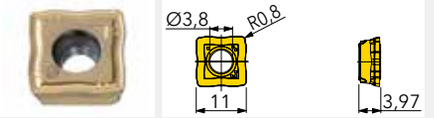

G SOMT11T308HP

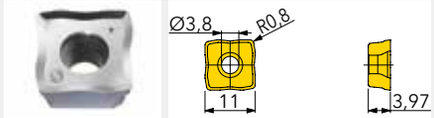

H SOMT11T308PS

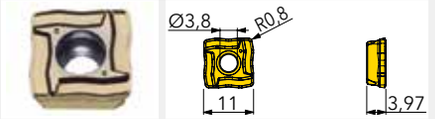

I SOMT130408SK

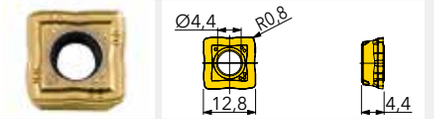

J SOMT130408NG

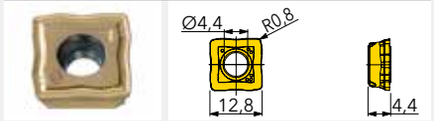

K SOMT130408HP

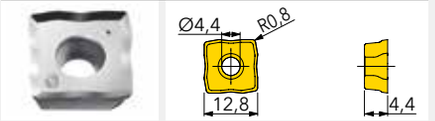

L SOMT130408PS

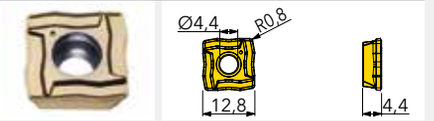

M SOMT150510SK

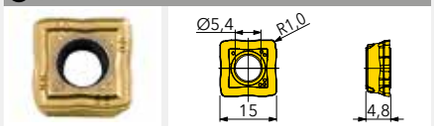

N SOMT150510NG

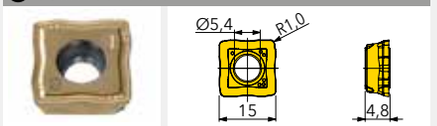

O SOMT150510HP

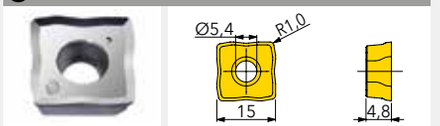

P SOMT150510PS

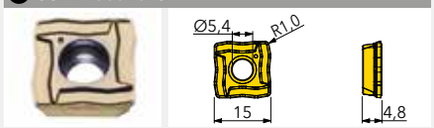

Designation Réf. de l'article	fz(min/max)	Design Conception	Grade Nuance	IN10K	IN2505	IN2510	IN2530	IN6505			
SOMT09T308SK [1)]	0,06/0,20	positive geometry R0,8 / Géométrie positive R0,8			●		●	●			
SOMT09T308NG	0,08/0,18	cast iron geometry R0,8 / Géométrie fonte R 0,8				●					
SOMT09T308HP	0,08/0,18	non-ferrous geometry, polished R0,8 / Géo. pour mat. non fer., polie R0,8		●							
SOMT09T308PS	0,06/0,13	Chip breaker geometry R0,8 / Géométrie copeaux longs R0,8			●						
SOMT11T308SK [1)]	0,06/0,22	positive geometry R0,8 / Géométrie positive R0,8			●		●	●			
SOMT11T308NG	0,08/0,18	cast iron geometry R0,8 / Géométrie fonte R 0,8				●					
SOMT11T308HP	0,08/0,18	non-ferrous geometry, polished R0,8 / Géo. pour mat. non fer., polie R0,8		●							
SOMT11T308PS	0,06/0,13	Chip breaker geometry R0,8 / Géométrie copeaux longs R0,8			●						
SOMT130408SK [1)]	0,06/0,22	positive geometry R0,8 / Géométrie positive R0,8			●		●	●			
SOMT130408NG	0,10/0,18	cast iron geometry R0,8 / Géométrie fonte R 0,8				●					
SOMT130408HP	0,10/0,18	non-ferrous geometry, polished R0,8 / Géo. pour mat. non fer., polie R0,8		●							
SOMT130408PS	0,06/0,13	Chip breaker geometry R0,8 / Géométrie copeaux longs R0,8			●						
SOMT150510SK [1)]	0,06/0,24	positive geometry R1,0 / Géométrie positive R1,0			●		●	●			
SOMT150510NG	0,10/0,18	cast iron geometry R1,0 / Géométrie fonte R 1,0				●					
SOMT150510HP	0,10/0,18	non-ferrous geometry, polished R1,0 / Géo. pour mat. non fer., polie R1,0		●							
SOMT150510PS	0,06/0,14	Chip breaker geometry R1,0 / Géométrie copeaux longs R1,0			●						

[1)] Use IN6505 grade only for peripheral inserts / Le revêtement IN6505 est uniquement pour les plaquettes extérieures

● = P ● = M ● = K ● = N ● = S ○ = H

Member IMC Group Ingersoll Cutting Tools

ADAPTION ACC. TO DIN 1835 B
ATTACHEMENT COMPATIBLE DIN 1835 B



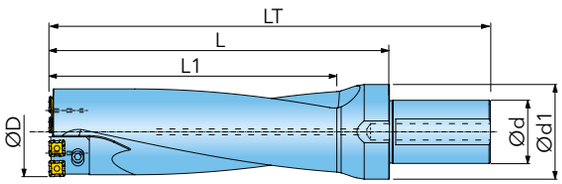

Designation Réf. de l'article	D	D min.	D max.	d	d1	LT	L	L1	Z	Zeff	PA	IK	kg	Related Insert Plaquette préconisée
QR0510110JJR00	51	51	55	50	64	223	143	110	4	1	-	✓	2,48	ABCD
QR0510110JJR00	52	51	55	50	64	223	143	110	4	1	PA-5333	✓	2,48	ABCD
QR0510110JJR00	53	51	55	50	64	223	143	110	4	1	PA-5334	✓	2,48	ABCD
QR0510110JJR00	54	51	55	50	64	223	143	110	4	1	PA-5335	✓	2,48	ABCD
QR0510110JJR00	55	51	55	50	64	223	143	110	4	1	PA-5336	✓	2,48	ABCD
QR0560120JJR00	56	56	60	50	64	236	156	120	4	1	-	✓	2,81	EFGH
QR0560120JJR00	57	56	60	50	64	236	156	120	4	1	PA-5333	✓	2,81	EFGH
QR0560120JJR00	58	56	60	50	64	236	156	120	4	1	PA-5334	✓	2,81	EFGH
QR0560120JJR00	59	56	60	50	64	236	156	120	4	1	PA-5335	✓	2,81	EFGH
QR0560120JJR00	60	56	60	50	64	236	156	120	4	1	PA-5336	✓	2,81	EFGH
QR0610130JJR00	61	61	65	50	69	249	169	130	4	1	-	✓	3,72	EFGH
QR0610130JJR00	62	61	65	50	69	249	169	130	4	1	PA-5333	✓	3,72	EFGH
QR0610130JJR00	63	61	65	50	69	249	169	130	4	1	PA-5334	✓	3,72	EFGH
QR0610130JJR00	64	61	65	50	69	249	169	130	4	1	PA-5335	✓	3,72	EFGH
QR0610130JJR00	65	61	65	50	69	249	169	130	4	1	PA-5336	✓	3,72	EFGH
QR0660140JJR00	66	66	70	50	69	262	182	140	4	1	-	✓	4,22	EFGH
QR0660140JJR00	67	66	70	50	69	262	182	140	4	1	PA-5333	✓	4,22	EFGH
QR0660140JJR00	68	66	70	50	69	262	182	140	4	1	PA-5334	✓	4,22	EFGH
QR0660140JJR00	69	66	70	50	69	262	182	140	4	1	PA-5335	✓	4,22	EFGH
QR0660140JJR00	70	66	70	50	69	262	182	140	4	1	PA-5336	✓	4,22	EFGH
QR0710150JJR00	71	71	75	50	74	275	195	150	4	1	-	✓	4,64	IJKL
QR0710150JJR00	72	71	75	50	74	275	195	150	4	1	PA-5333	✓	4,64	IJKL
QR0710150JJR00	73	71	75	50	74	275	195	150	4	1	PA-5334	✓	4,64	IJKL
QR0710150JJR00	74	71	75	50	74	275	195	150	4	1	PA-5335	✓	4,64	IJKL
QR0710150JJR00	75	71	75	50	74	275	195	150	4	1	PA-5336	✓	4,64	IJKL
QR0760160JJR00	76	76	80	50	74	288	208	160	4	1	-	✓	5,41	IJKL
QR0760160JJR00	77	76	80	50	74	288	208	160	4	1	PA-5333	✓	5,41	IJKL
QR0760160JJR00	78	76	80	50	74	288	208	160	4	1	PA-5334	✓	5,41	IJKL
QR0760160JJR00	79	76	80	50	74	288	208	160	4	1	PA-5335	✓	5,41	IJKL
QR0760160JJR00	80	76	80	50	74	288	208	160	4	1	PA-5336	✓	5,41	IJKL

Included in delivery: body, cartridges and setting plates (PA). / La livraison inclue: corps, cartouches et cales d'ajustement (PA).

A SOMT09T308SK

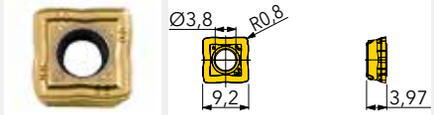

B SOMT09T308PS

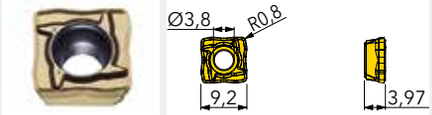

C SOMT09T308NG

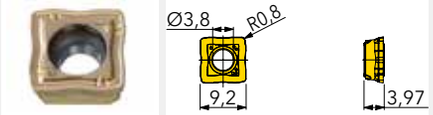

D SOMT09T308HP

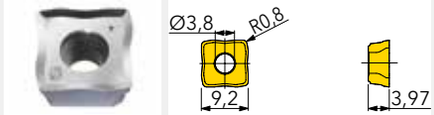

E SOMT11T308SK

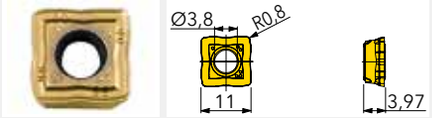

F SOMT11T308PS

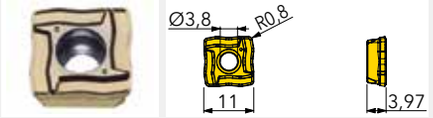

G SOMT11T308NG

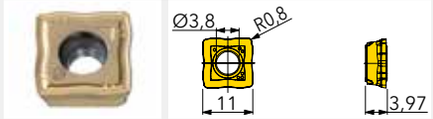

H SOMT11T308HP

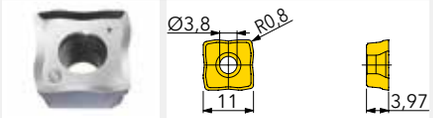

I SOMT130408SK

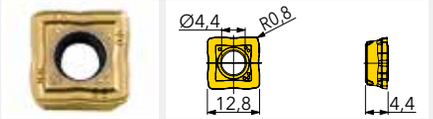

J SOMT130408PS

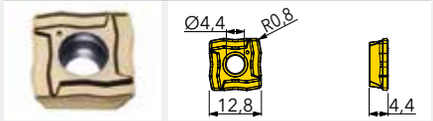

K SOMT130408NG

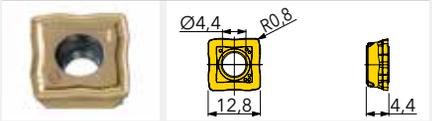

L SOMT130408HP

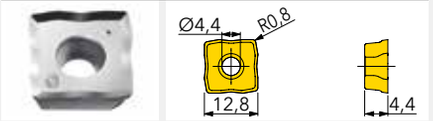

Designation Réf. de l'article	fz(min/max)	Design Conception	Grade Nuance	IN10K	IN2505	IN2510	IN2530	IN6505			
SOMT09T308SK [1]	0,06/0,20	positive geometry R0,8 / Géométrie positive R0,8			●		●	●			
SOMT09T308PS	0,06/0,13	Chip breaker geometry R0,8 / Géométrie copeaux longs R0,8			●						
SOMT09T308NG	0,08/0,18	cast iron geometry R0,8 / Géométrie fonte R 0,8				●					
SOMT09T308HP	0,08/0,18	non-ferrous geometry, polished R0,8 / Géo. pour mat. non fer., polie R0,8		●							
SOMT11T308SK [1]	0,06/0,22	positive geometry R0,8 / Géométrie positive R0,8			●		●	●			
SOMT11T308PS	0,06/0,13	Chip breaker geometry R0,8 / Géométrie copeaux longs R0,8			●						
SOMT11T308NG	0,08/0,18	cast iron geometry R0,8 / Géométrie fonte R 0,8				●					
SOMT11T308HP	0,08/0,18	non-ferrous geometry, polished R0,8 / Géo. pour mat. non fer., polie R0,8		●							
SOMT130408SK [1]	0,06/0,22	positive geometry R0,8 / Géométrie positive R0,8			●		●	●			
SOMT130408PS	0,06/0,13	Chip breaker geometry R0,8 / Géométrie copeaux longs R0,8			●						
SOMT130408NG	0,10/0,18	cast iron geometry R0,8 / Géométrie fonte R 0,8				●					
SOMT130408HP	0,10/0,18	non-ferrous geometry, polished R0,8 / Géo. pour mat. non fer., polie R0,8		●							

[1] Use IN6505 grade only for peripheral inserts / Le revêtement IN6505 est uniquement pour les plaquettes extérieures

● = P ● = M ● = K ● = N ● = S ○ = H

SPARE PARTS ACCESSOIRES



Diameter Range / Diamètres

51 - 55	55F233R02	55F203R00	SM35-088-60 (3,0Nm)	DS-T10S	SH M4X0.7X16 (3,5Nm)	MW 4.3X8	SM20-043-00 (0,7Nm)
56 - 60	55G253R00	55G233R00	SM35-088-60 (3,0Nm)	DS-T10S	SH M5X0.8X16 (6,5Nm)	MW 5.5X10	SM20-043-00 (0,7Nm)
61 - 65	55G273R00	55G253R01	SM35-088-60 (3,0Nm)	DS-T10S	SH M5X0.8X16 (6,5Nm)	MW 5.5X10	SM20-043-00 (0,7Nm)
66 - 70	55G293R00	55G273R01	SM35-088-60 (3,0Nm)	DS-T10S	SH M5X0.8X16 (6,5Nm)	MW 5.5X10	SM20-043-00 (0,7Nm)
71 - 75	55H313R00	55H293R00	SM40-093-20 (4,5Nm)	DS-T15S	SH M6X1X20 (10Nm)	MW 6.4X12	SM20-043-00 (0,7Nm)
76 - 80	55H333R00	55H303R00	SM40-093-20 (4,5Nm)	DS-T15S	SH M6X1X20 (10Nm)	MW 6.4X12	SM20-043-00 (0,7Nm)

① = Peripheral cartridge / Cartouche périphérique ② = Center cartridge / Cartouche central ③ = Insert screw / Vis de serrage plaquette ④ = Screw driver / Tournevis ⑤ = Clamp screw / Vis de serrage ⑥ = Shim / Assise de protection ⑦ = Insert screw / Vis de serrage plaquette

ADAPTION ACC. TO DIN 1835 B
ATTACHEMENT COMPATIBLE DIN 1835 B



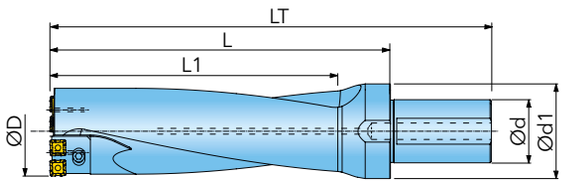

Designation Réf. de l'article	D	D min.	D max.	d	d1	LT	L	L1	Z	Zeff	PA	IK	kg	Related Insert Plaquette préconisée
QR0510165JJR00	51	51	55	50	64	278	198	165	4	1	-	✓	3,25	ABCD
QR0510165JJR00	52	51	55	50	64	278	198	165	4	1	PA-5333	✓	3,25	ABCD
QR0510165JJR00	53	51	55	50	64	278	198	165	4	1	PA-5334	✓	3,25	ABCD
QR0510165JJR00	54	51	55	50	64	278	198	165	4	1	PA-5335	✓	3,25	ABCD
QR0510165JJR00	55	51	55	50	64	278	198	165	4	1	PA-5336	✓	3,25	ABCD
QR0560180JJR00	56	56	60	50	64	296	216	180	4	1	-	✓	3,59	EFGH
QR0560180JJR00	57	56	60	50	64	296	216	180	4	1	PA-5333	✓	3,59	EFGH
QR0560180JJR00	58	56	60	50	64	296	216	180	4	1	PA-5334	✓	3,59	EFGH
QR0560180JJR00	59	56	60	50	64	296	216	180	4	1	PA-5335	✓	3,59	EFGH
QR0560180JJR00	60	56	60	50	64	296	216	180	4	1	PA-5336	✓	3,59	EFGH
QR0610195JJR00	61	61	65	50	69	314	234	195	4	1	-	✓	4,58	EFGH
QR0610195JJR00	62	61	65	50	69	314	234	195	4	1	PA-5333	✓	4,58	EFGH
QR0610195JJR00	63	61	65	50	69	314	234	195	4	1	PA-5334	✓	4,58	EFGH
QR0610195JJR00	64	61	65	50	69	314	234	195	4	1	PA-5335	✓	4,58	EFGH
QR0610195JJR00	65	61	65	50	69	314	234	195	4	1	PA-5336	✓	4,58	EFGH
QR0660210JJR00	66	66	70	50	69	332	252	210	4	1	-	✓	4,88	EFGH
QR0660210JJR00	67	66	70	50	69	332	252	210	4	1	PA-5333	✓	4,88	EFGH
QR0660210JJR00	68	66	70	50	69	332	252	210	4	1	PA-5334	✓	4,88	EFGH
QR0660210JJR00	69	66	70	50	69	332	252	210	4	1	PA-5335	✓	4,88	EFGH
QR0660210JJR00	70	66	70	50	69	332	252	210	4	1	PA-5336	✓	4,88	EFGH
QR0710225JJR00	71	71	75	50	74	350	270	225	4	1	-	✓	5,65	IJKL
QR0710225JJR00	72	71	75	50	74	350	270	225	4	1	PA-5333	✓	5,65	IJKL
QR0710225JJR00	73	71	75	50	74	350	270	225	4	1	PA-5334	✓	5,65	IJKL
QR0710225JJR00	74	71	75	50	74	350	270	225	4	1	PA-5335	✓	5,65	IJKL
QR0710225JJR00	75	71	75	50	74	350	270	225	4	1	PA-5336	✓	5,65	IJKL
QR0760240JJR00	76	76	80	50	74	368	288	240	4	1	-	✓	6,85	IJKL
QR0760240JJR00	77	76	80	50	74	368	288	240	4	1	PA-5333	✓	6,85	IJKL
QR0760240JJR00	78	76	80	50	74	368	288	240	4	1	PA-5334	✓	6,85	IJKL
QR0760240JJR00	79	76	80	50	74	368	288	240	4	1	PA-5335	✓	6,85	IJKL
QR0760240JJR00	80	76	80	50	74	368	288	240	4	1	PA-5336	✓	6,85	IJKL

Included in delivery: body, cartridges and setting plates (PA). / La livraison inclue: corps, cartouches et cales d'ajustement (PA).

Member IMC Group Ingersoll Cutting Tools

A SOMT09T308SK

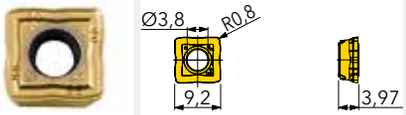

B SOMT09T308PS

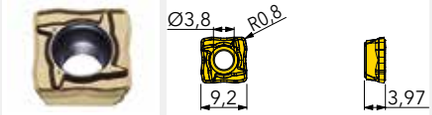

C SOMT09T308NG

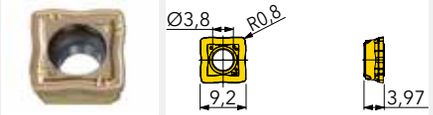

D SOMT09T308HP

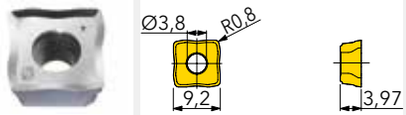

E SOMT11T308SK

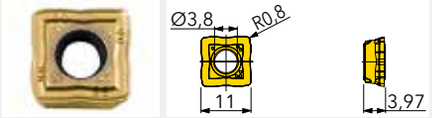

F SOMT11T308PS

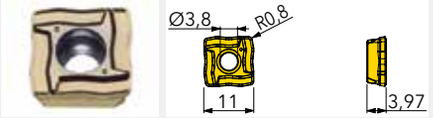

G SOMT11T308NG

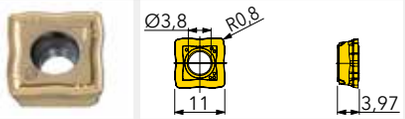

H SOMT11T308HP

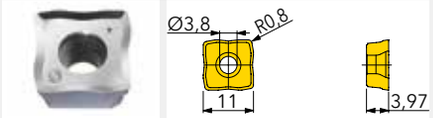

I SOMT130408SK

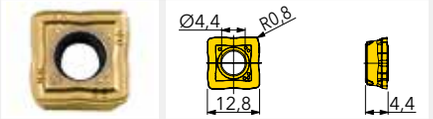

J SOMT130408PS

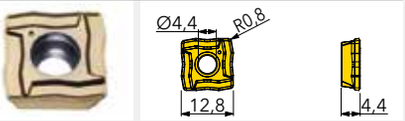

K SOMT130408NG

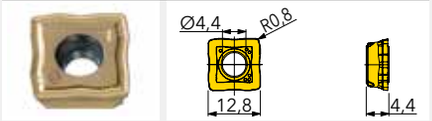

L SOMT130408HP

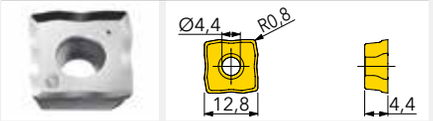

Designation Réf. de l'article	fz(min/max)	Design Conception	Grade Nuance	IN10K	IN2505	IN2510	IN2530	IN6505			
SOMT09T308SK [1]	0,06/0,20	positive geometry R0,8 / Géométrie positive R0,8			●		●	●			
SOMT09T308PS	0,06/0,13	Chip breaker geometry R0,8 / Géométrie copeaux longs R0,8			●						
SOMT09T308NG	0,08/0,18	cast iron geometry R0,8 / Géométrie fonte R 0,8				●					
SOMT09T308HP	0,08/0,18	non-ferrous geometry, polished R0,8 / Géo. pour mat. non fer., polie R0,8		●							
SOMT11T308SK [1]	0,06/0,22	positive geometry R0,8 / Géométrie positive R0,8			●		●	●			
SOMT11T308PS	0,06/0,13	Chip breaker geometry R0,8 / Géométrie copeaux longs R0,8			●						
SOMT11T308NG	0,08/0,18	cast iron geometry R0,8 / Géométrie fonte R 0,8				●					
SOMT11T308HP	0,08/0,18	non-ferrous geometry, polished R0,8 / Géo. pour mat. non fer., polie R0,8		●							
SOMT130408SK [1]	0,06/0,22	positive geometry R0,8 / Géométrie positive R0,8			●		●	●			
SOMT130408PS	0,06/0,13	Chip breaker geometry R0,8 / Géométrie copeaux longs R0,8			●						
SOMT130408NG	0,10/0,18	cast iron geometry R0,8 / Géométrie fonte R 0,8				●					
SOMT130408HP	0,10/0,18	non-ferrous geometry, polished R0,8 / Géo. pour mat. non fer., polie R0,8		●							

[1] Use IN6505 grade only for peripheral inserts / Le revêtement IN6505 est uniquement pour les plaquettes extérieures

● = P ● = M ● = K ● = N ● = S ○ = H

SPARE PARTS ACCESSOIRES	①	②	③	④	⑤	⑥	⑦
							

Diameter Range / Diamètres

51 - 55	55F233R02	55F203R00	SM35-088-60 (3,0Nm)	DS-T10S	SH M4X0.7X16 (3,5Nm)	MW 4.3X8	SM20-043-00 (0,7Nm)
56 - 60	55G253R00	55G233R00	SM35-088-60 (3,0Nm)	DS-T10S	SH M5X0.8X16 (6,5Nm)	MW 5.5X10	SM20-043-00 (0,7Nm)
61 - 65	55G273R00	55G253R01	SM35-088-60 (3,0Nm)	DS-T10S	SH M5X0.8X16 (6,5Nm)	MW 5.5X10	SM20-043-00 (0,7Nm)
66 - 70	55G293R00	55G273R01	SM35-088-60 (3,0Nm)	DS-T10S	SH M5X0.8X16 (6,5Nm)	MW 5.5X10	SM20-043-00 (0,7Nm)
71 - 75	55H313R00	55H293R00	SM40-093-20 (4,5Nm)	DS-T15S	SH M6X1X20 (10Nm)	MW 6.4X12	SM20-043-00 (0,7Nm)
76 - 80	55H333R00	55H303R00	SM40-093-20 (4,5Nm)	DS-T15S	SH M6X1X20 (10Nm)	MW 6.4X12	SM20-043-00 (0,7Nm)

① = Peripheral cartridge / Cartouche périphérique ② = Center cartridge / Cartouche central ③ = Insert screw / Vis de serrage plaquette ④ = Screw driver / Tournevis ⑤ = Clamp screw / Vis de serrage ⑥ = Shim / Assise de protection ⑦ = Insert screw / Vis de serrage plaquette

ADAPTION ACC. TO DIN 1835 B
ATTACHEMENT COMPATIBLE DIN 1835 B



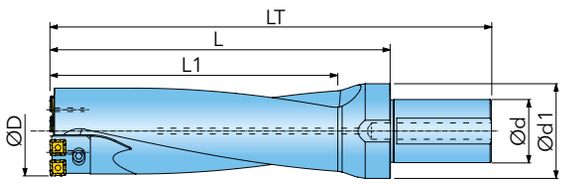

Designation Réf. de l'article	D	D min.	D max.	d	d1	LT	L	L1	Z	Zeff	PA	IK	kg	Related Insert Plaquette préconisée
QR0510220JJR00	51	51	55	50	64	333	253	220	4	1	-	✓	4,02	ABCD
QR0510220JJR00	52	51	55	50	64	333	253	220	4	1	PA-5333	✓	4,02	ABCD
QR0510220JJR00	53	51	55	50	64	333	253	220	4	1	PA-5334	✓	4,02	ABCD
QR0510220JJR00	54	51	55	50	64	333	253	220	4	1	PA-5335	✓	4,02	ABCD
QR0510220JJR00	55	51	55	50	64	333	253	220	4	1	PA-5336	✓	4,02	ABCD
QR0560240JJR00	56	56	60	50	64	356	276	240	4	1	-	✓	4,37	EFGH
QR0560240JJR00	57	56	60	50	64	356	276	240	4	1	PA-5333	✓	4,37	EFGH
QR0560240JJR00	58	56	60	50	64	356	276	240	4	1	PA-5334	✓	4,37	EFGH
QR0560240JJR00	59	56	60	50	64	356	276	240	4	1	PA-5335	✓	4,37	EFGH
QR0560240JJR00	60	56	60	50	64	356	276	240	4	1	PA-5336	✓	4,37	EFGH
QR0610260JJR00	61	61	65	50	69	379	299	260	4	1	-	✓	5,35	EFGH
QR0610260JJR00	62	61	65	50	69	379	299	260	4	1	PA-5333	✓	5,35	EFGH
QR0610260JJR00	63	61	65	50	69	379	299	260	4	1	PA-5334	✓	5,35	EFGH
QR0610260JJR00	64	61	65	50	69	379	299	260	4	1	PA-5335	✓	5,35	EFGH
QR0610260JJR00	65	61	65	50	69	379	299	260	4	1	PA-5336	✓	5,35	EFGH
QR0660280JJR00	66	66	70	50	69	402	322	280	4	1	-	✓	5,54	EFGH
QR0660280JJR00	67	66	70	50	69	402	322	280	4	1	PA-5333	✓	5,54	EFGH
QR0660280JJR00	68	66	70	50	69	402	322	280	4	1	PA-5334	✓	5,54	EFGH
QR0660280JJR00	69	66	70	50	69	402	322	280	4	1	PA-5335	✓	5,54	EFGH
QR0660280JJR00	70	66	70	50	69	402	322	280	4	1	PA-5336	✓	5,54	EFGH
QR0710300JJR00	71	71	75	50	74	425	345	300	4	1	-	✓	6,70	IJKL
QR0710300JJR00	72	71	75	50	74	425	345	300	4	1	PA-5333	✓	6,70	IJKL
QR0710300JJR00	73	71	75	50	74	425	345	300	4	1	PA-5334	✓	6,70	IJKL
QR0710300JJR00	74	71	75	50	74	425	345	300	4	1	PA-5335	✓	6,70	IJKL
QR0710300JJR00	75	71	75	50	74	425	345	300	4	1	PA-5336	✓	6,70	IJKL
QR0760320JJR00	76	76	80	50	74	448	368	320	4	1	-	✓	8,15	IJKL
QR0760320JJR00	77	76	80	50	74	448	368	320	4	1	PA-5333	✓	8,15	IJKL
QR0760320JJR00	78	76	80	50	74	448	368	320	4	1	PA-5334	✓	8,15	IJKL
QR0760320JJR00	79	76	80	50	74	448	368	320	4	1	PA-5335	✓	8,15	IJKL
QR0760320JJR00	80	76	80	50	74	448	368	320	4	1	PA-5336	✓	8,15	IJKL

Included in delivery: body, cartridges and setting plates (PA). / La livraison inclue: corps, cartouches et cales d'ajustement (PA).

Member IMC Group Ingersoll Cutting Tools

A SOMT09T308SK

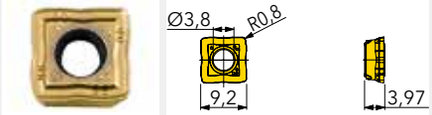

B SOMT09T308PS

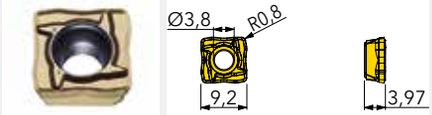

C SOMT09T308NG

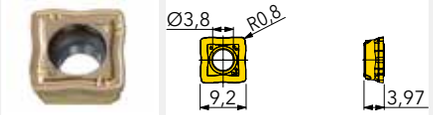

D SOMT09T308HP

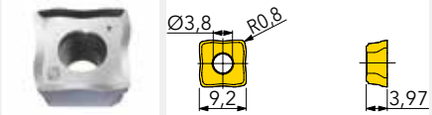

E SOMT11T308SK

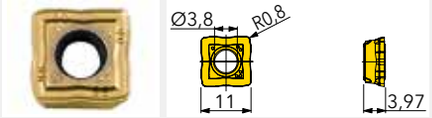

F SOMT11T308PS

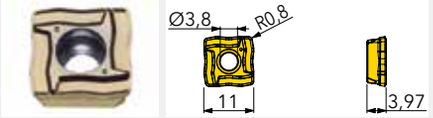

G SOMT11T308NG

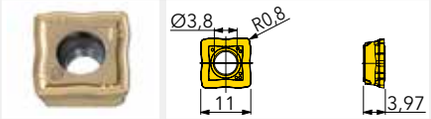

H SOMT11T308HP

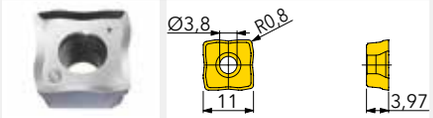

I SOMT130408SK

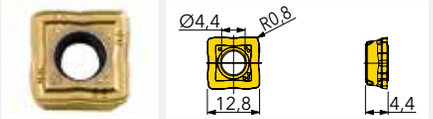

J SOMT130408PS

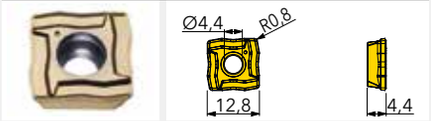

K SOMT130408NG

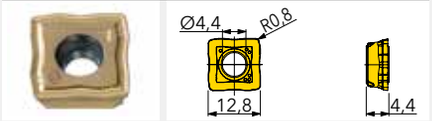

L SOMT130408HP

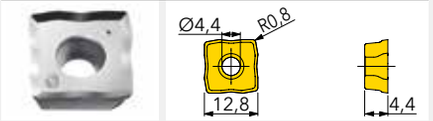

Designation Réf. de l'article	fz(min/max)	Design Conception	Grade Nuance	IN10K	IN2505	IN2510	IN2530	IN6505			
SOMT09T308SK [1]	0,06/0,20	positive geometry R0,8 / Géométrie positive R0,8			●		●	●			
SOMT09T308PS	0,06/0,13	Chip breaker geometry R0,8 / Géométrie copeaux longs R0,8			●						
SOMT09T308NG	0,08/0,18	cast iron geometry R0,8 / Géométrie fonte R 0,8				●					
SOMT09T308HP	0,08/0,18	non-ferrous geometry, polished R0,8 / Géo. pour mat. non fer., polie R0,8		●							
SOMT11T308SK [1]	0,06/0,22	positive geometry R0,8 / Géométrie positive R0,8			●		●	●			
SOMT11T308PS	0,06/0,13	Chip breaker geometry R0,8 / Géométrie copeaux longs R0,8			●						
SOMT11T308NG	0,08/0,18	cast iron geometry R0,8 / Géométrie fonte R 0,8				●					
SOMT11T308HP	0,08/0,18	non-ferrous geometry, polished R0,8 / Géo. pour mat. non fer., polie R0,8		●							
SOMT130408SK [1]	0,06/0,22	positive geometry R0,8 / Géométrie positive R0,8			●		●	●			
SOMT130408PS	0,06/0,13	Chip breaker geometry R0,8 / Géométrie copeaux longs R0,8			●						
SOMT130408NG	0,10/0,18	cast iron geometry R0,8 / Géométrie fonte R 0,8				●					
SOMT130408HP	0,10/0,18	non-ferrous geometry, polished R0,8 / Géo. pour mat. non fer., polie R0,8		●							

[1] Use IN6505 grade only for peripheral inserts / Le revêtement IN6505 est uniquement pour les plaquettes extérieures

● = P ● = M ● = K ● = N ● = S ○ = H

SPARE PARTS ACCESSOIRES



Diameter Range / Diamètres

51 - 55	55F233R02	55F203R00	SM35-088-60 (3,0Nm)	DS-T10S	SH M4X0.7X16 (3,5Nm)	MW 4.3X8	SM20-043-00 (0,7Nm)
56 - 60	55G253R00	55G233R00	SM35-088-60 (3,0Nm)	DS-T10S	SH M5X0.8X16 (6,5Nm)	MW 5.5X10	SM20-043-00 (0,7Nm)
61 - 65	55G273R00	55G253R01	SM35-088-60 (3,0Nm)	DS-T10S	SH M5X0.8X16 (6,5Nm)	MW 5.5X10	SM20-043-00 (0,7Nm)
66 - 70	55G293R00	55G273R01	SM35-088-60 (3,0Nm)	DS-T10S	SH M5X0.8X16 (6,5Nm)	MW 5.5X10	SM20-043-00 (0,7Nm)
71 - 75	55H313R00	55H293R00	SM40-093-20 (4,5Nm)	DS-T15S	SH M6X1X20 (10Nm)	MW 6.4X12	SM20-043-00 (0,7Nm)
76 - 80	55H333R00	55H303R00	SM40-093-20 (4,5Nm)	DS-T15S	SH M6X1X20 (10Nm)	MW 6.4X12	SM20-043-00 (0,7Nm)

① = Peripheral cartridge / Cartouche périphérique ② = Center cartridge / Cartouche central ③ = Insert screw / Vis de serrage plaquette ④ = Screw driver / Tournevis ⑤ = Clamp screw / Vis de serrage ⑥ = Shim / Assise de protection ⑦ = Insert screw / Vis de serrage plaquette

ADAPTION ACC. TO DIN 1835 E
ATTACHEMENT COMPATIBLE DIN 1835 E



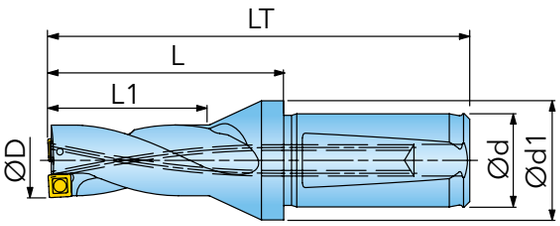

Designation Réf. de l'article	D	d	d1	LT	L	L1	Z	Zeff	IK	kg	Related Insert Plaquette préconisée
Q0130026WWR00	13	20	25	94	44	26	2	1	✓	0,15	ABC
Q0140028WWR00	14	20	25	96	46	28	2	1	✓	0,16	ABC
Q0150030WWR00	15	20	25	99	49	30	2	1	✓	0,16	ABC
Q0160032WXR00	16	25	32	108	52	32	2	1	✓	0,26	DEF
Q0170034WXR00	17	25	32	110	54	34	2	1	✓	0,26	DEF
Q0180036WXR00	18	25	32	113	57	36	2	1	✓	0,26	DEF
Q0190038WXR00	19	25	32	115	59	38	2	1	✓	0,27	DEF
Q0200040WXR00	20	25	32	119	63	40	2	1	✓	0,29	DEF
Q0210042WXR00	21	25	32	121	65	42	2	1	✓	0,33	DEF
Q0220044WXR01	22	25	32	123	67	44	2	1	✓	0,33	GHI
Q0230046WXR00	23	25	45	127	71	46	2	1	✓	0,42	GHI
Q0240048WXR00	24	25	45	130	74	48	2	1	✓	0,44	GHI
Q0250050WXR00	25	25	45	133	77	50	2	1	✓	0,45	GHI
Q0260052WXR00	26	25	45	135	79	52	2	1	✓	0,46	GHI
Q0270054WXR00	27	25	45	137	81	54	2	1	✓	0,47	GHI
Q0280056WXR00	28	25	45	140	84	56	2	1	✓	0,49	JKL
Q0290058WYR01	29	32	45	146	86	58	2	1	✓	0,66	JKL

Member IMC Group Ingersoll Cutting Tools

A SCLT050204N-PH

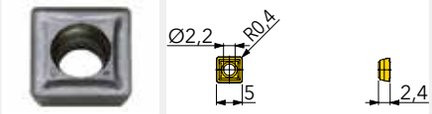

B SHGT050204-HP

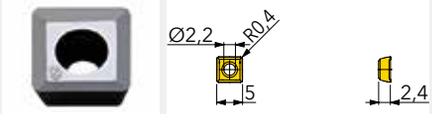

C SCLT050204N

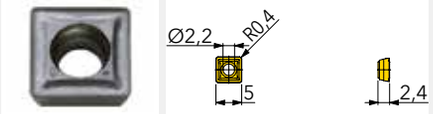

D SHLT060204N-PH

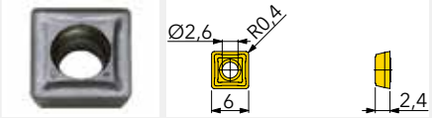

E SHGT060204-HP

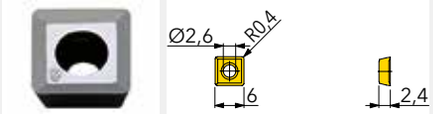

F SHLT060204N

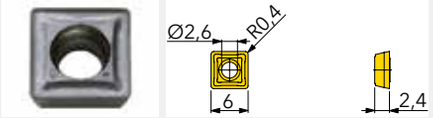

G SPLT07T308N-PH

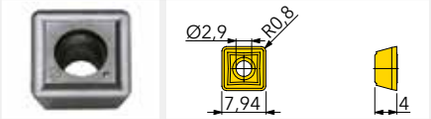

H SDGT07T308-HP

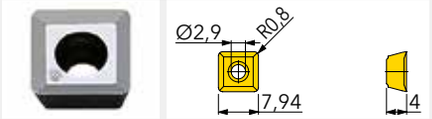

I SPLT07T308N

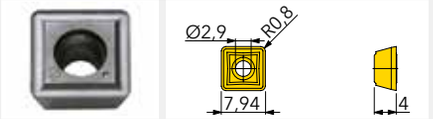

J SHLT090408N-PH1

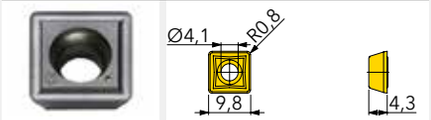

K SHGT090408-HP

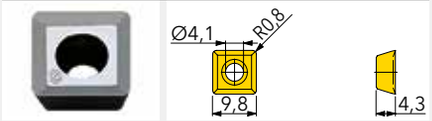

L SHLT090408N

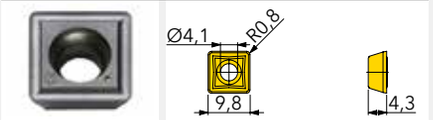

Designation Réf. de l'article	fz(min/max)	Design Conception	Grade Nuance	IN10K	IN2005	IN2010	IN2530
SCLT050204N-PH	0,05/0,12	positive geometry R0,4 / Géométrie positive R0,4			◐		◐
SHGT050204-HP	0,05/0,12	non-ferrous geometry, polished R0,4 / Géo. pour mat. non fer., polie R0,4		●			
SCLT050204N	0,05/0,12	cast iron geometry R0,4 / Géométrie fonte R 0,4				●	
SHLT060204N-PH	0,06/0,20	positive geometry R0,4 / Géométrie positive R0,4			◐		◐
SHGT060204-HP	0,08/0,15	non-ferrous geometry, polished R0,4 / Géo. pour mat. non fer., polie R0,4		●			
SHLT060204N	0,08/0,25	cast iron geometry R0,4 / Géométrie fonte R 0,4				●	
SPLT07T308N-PH	0,06/0,20	positive geometry R0,8 / Géométrie positive R0,8			◐		◐
SDGT07T308-HP	0,08/0,15	non-ferrous geometry, polished R0,8 / Géo. pour mat. non fer., polie R0,8		●			
SPLT07T308N	0,10/0,25	cast iron geometry R0,8 / Géométrie fonte R 0,8				●	
SHLT090408N-PH1	0,07/0,22	positive geometry R0,8 / Géométrie positive R0,8			◐		◐
SHGT090408-HP	0,10/0,20	non-ferrous geometry, polished R0,8 / Géo. pour mat. non fer., polie R0,8		●			
SHLT090408N	0,12/0,25	cast iron geometry R0,8 / Géométrie fonte R 0,8				●	

● = P ● = M ● = K ● = N ● = S ○ = H

SPARE PARTS ACCESSOIRES





Diameter Range / Diamètres

13 - 15	SM20-043-00 (0,7Nm)	DS-TP06S (TX-Plus)
16 - 21	SM22-052-00 (0,8Nm)	DS-T07S
22 - 27	SM25-064-00 (1,1Nm)	DS-T08S
28 - 29	SM35-088-60 (3,0Nm)	DS-T10S

① = Insert screw / Vis de serrage plaquette ② = Screw driver / Tournevis

ADAPTION ACC. TO DIN 1835 E
ATTACHEMENT COMPATIBLE DIN 1835 E



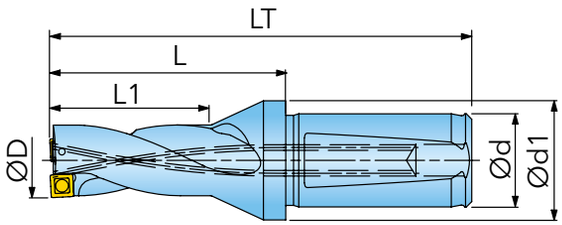

Designation Réf. de l'article	D	d	d1	LT	L	L1	Z	Zeff	IK	kg	Related Insert Plaquette préconisée
Q0300060WYR00	30	32	55	151	91	60	2	1	✓	0,78	ABC
Q0310062WYR00	31	32	55	154	94	62	2	1	✓	0,81	ABC
Q0320064WYR00	32	32	55	156	96	64	2	1	✓	0,84	ABC
Q0330066WYR00	33	32	55	159	99	66	2	1	✓	0,87	ABC
Q0340068WYR00	34	32	55	161	101	68	2	1	✓	0,89	DEF
Q0350070WYR00	35	32	55	164	104	70	2	1	✓	0,92	DEF
Q0360072WYR00	36	32	55	167	107	72	2	1	✓	0,96	DEF
Q0370074WYR00	37	32	55	170	110	74	2	1	✓	0,97	DEF
Q0380076WYR00	38	32	55	173	113	76	2	1	✓	1,00	DEF
Q0390078WYR00	39	32	55	175	115	78	2	1	✓	1,05	DEF
Q0400080WYR00	40	32	60	178	118	80	2	1	✓	1,10	DEF
Q0410082WZR00	41	40	60	191	121	82	2	1	✓	1,48	DEF
Q0420084WZR01	42	40	60	193	123	84	2	1	✓	1,50	GHI
Q0430086WZR01	43	40	60	196	126	86	2	1	✓	1,55	GHI
Q0440088WZR00	44	40	60	198	128	88	2	1	✓	1,60	GHI
Q0450090WZR00	45	40	60	202	132	90	2	1	✓	1,66	GHI
Q0460092WZR00	46	40	60	205	135	92	2	1	✓	1,71	GHI
Q0470094WZR00	47	40	60	207	137	94	2	1	✓	1,76	GHI
Q0480096WZR00	48	40	60	210	140	96	2	1	✓	1,84	GHI
Q0490098WZR00	49	40	60	212	142	98	2	1	✓	1,86	GHI
Q0500100WZR00	50	40	60	215	145	100	2	1	✓	1,93	GHI

A SHLT090408N-PH1

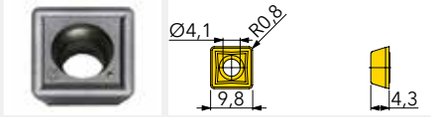

B SHGT090408-HP

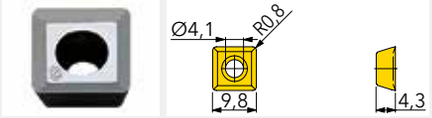

C SHLT090408N

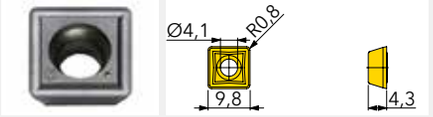

D SHLT110408N-PH1

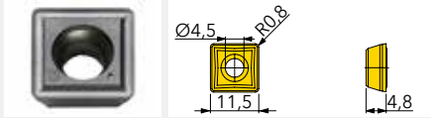

E SHGT110408-HP

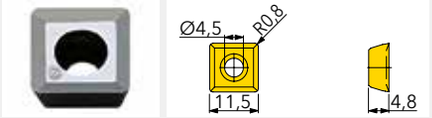

F SHLT110408N

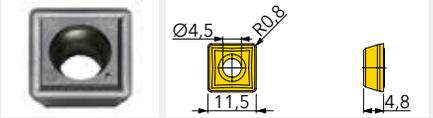

G SPLT140512N-PH

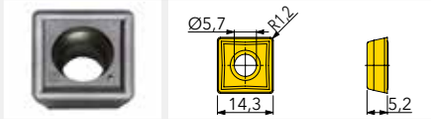

H SDGT140512-HP

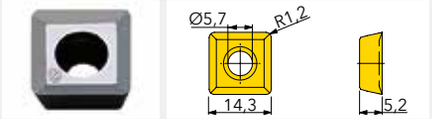

I SPLT140512N

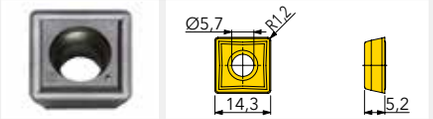

Designation Réf. de l'article	fz(min/max)	Design Conception	Grade Nuance	IN10K	IN2005	IN2010	IN2530				
SHLT090408N-PH1	0,07/0,22	positive geometry R0,8 / Géométrie positive R0,8			●		●				
SHGT090408-HP	0,10/0,20	non-ferrous geometry, polished R0,8 / Géo. pour mat. non fer., polie R0,8		●							
SHLT090408N	0,12/0,25	cast iron geometry R0,8 / Géométrie fonte R 0,8				●					
SHLT110408N-PH1	0,08/0,23	positive geometry R0,8 / Géométrie positive R0,8			●		●				
SHGT110408-HP	0,14/0,23	non-ferrous geometry, polished R0,8 / Géo. pour mat. non fer., polie R0,8		●							
SHLT110408N	0,16/0,28	cast iron geometry R0,8 / Géométrie fonte R 0,8				●					
SPLT140512N-PH	0,06/0,26	positive geometry R1,2 / Géométrie positive R1,2			●		●				
SDGT140512-HP	0,15/0,26	non-ferrous geometry, polished R1,2 / Géo. pour mat. non fer., polie R1,2		●							
SPLT140512N	0,18/0,30	cast iron geometry R1,2 / Géométrie fonte R 1,2				●					

● = P ● = M ● = K ● = N ● = S ○ = H

SPARE PARTS ACCESSOIRES





Diameter Range / Diamètres

30 - 33	SM35-088-60 (3,0Nm)	DS-T10S
34 - 41	SM40-093-20 (4,5Nm)	DS-T15S
42 - 50	SM50-122-50 (7,5Nm)	DS-T20S

① = Insert screw / Vis de serrage plaquette ② = Screw driver / Tournevis

ADAPTION ACC. TO DIN 1835 E
ATTACHEMENT COMPATIBLE DIN 1835 E



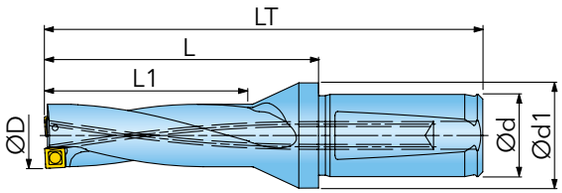

Designation Réf. de l'article	D	d	d1	LT	L	L1	Z	Zeff	IK	kg	Related Insert Plaquette préconisée
Q0125038WWR00	12,5	20	25	107	57	38	2	1	✓	0,16	ABC
Q0130039WWR00	13	20	25	107	57	39	2	1	✓	0,16	ABC
Q0135041WWR00	13,5	20	25	110	60	41	2	1	✓	0,16	ABC
Q0140042WWR00	14	20	25	110	60	42	2	1	✓	0,17	ABC
Q0145044WWR00	14,5	20	25	114	64	44	2	1	✓	0,17	ABC
Q0150045WWR00	15	20	25	114	64	45	2	1	✓	0,17	ABC
Q0155047WXR00	15,5	25	32	124	68	47	2	1	✓	0,29	DEF
Q0160048WXR00	16	25	32	124	68	48	2	1	✓	0,30	DEF
Q0165050WXR00	16,5	25	32	127	71	50	2	1	✓	0,30	DEF
Q0170051WXR00	17	25	32	127	71	51	2	1	✓	0,30	DEF
Q0175051WXR00	17,5	25	32	131	75	53	2	1	✓	0,31	DEF
Q0180054WXR00	18	25	32	131	75	54	2	1	✓	0,32	DEF
Q0185055WXR00	18,5	25	32	134	78	55	2	1	✓	0,32	DEF
Q0190057WXR00	19	25	32	134	78	57	2	1	✓	0,32	DEF
Q0195057WXR00	19,5	25	32	139	83	59	2	1	✓	0,33	DEF
Q0200060WXR00	20	25	32	139	83	60	2	1	✓	0,34	DEF
Q0205061WXR00	20,5	25	32	142	86	61	2	1	✓	0,35	DEF
Q0210063WXR00	21	25	32	142	86	63	2	1	✓	0,36	DEF
Q0215064WXR00	21,5	25	32	145	89	64	2	1	✓	0,37	DEF
Q0220066WXR01	22	25	32	145	89	66	2	1	✓	0,37	GHI
Q0225067WXR00	22,5	25	45	150	94	67	2	1	✓	0,42	GHI
Q0230069WXR00	23	25	45	150	94	69	2	1	✓	0,45	GHI
Q0235070WXR00	23,5	25	45	154	98	70	2	1	✓	0,47	GHI
Q0240072WXR00	24	25	45	154	98	72	2	1	✓	0,48	GHI
Q0245074WXR00	24,5	25	45	158	102	74	2	1	✓	0,49	GHI
Q0250075WXR00	25	25	45	158	102	75	2	1	✓	0,50	GHI
Q0255077WXR00	25,5	25	45	161	105	78	2	1	✓	0,51	GHI
Q0260078WXR00	26	25	45	161	105	78	2	1	✓	0,52	GHI
Q0265079WXR00	26,5	25	45	164	108	79	2	1	✓	0,52	GHI
Q0270081WXR00	27	25	45	164	108	81	2	1	✓	0,53	GHI
Q0275083WXR00	27,5	25	45	168	112	84	2	1	✓	0,54	GHI

Member IMC Group Ingersoll Cutting Tools

A SCLT050204N-PH

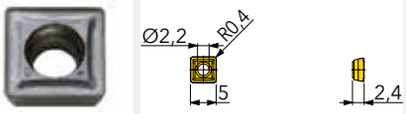

B SHGT050204-HP

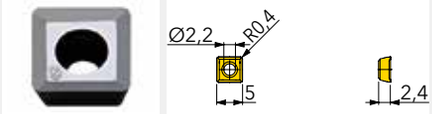

C SCLT050204N

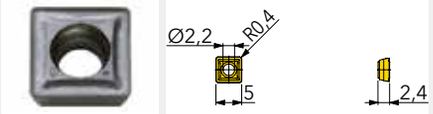

D SHLT060204N-PH

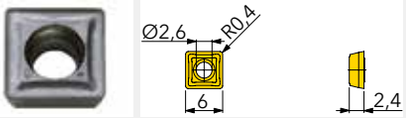

E SHGT060204-HP

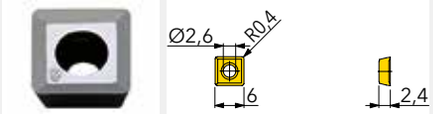

F SHLT060204N

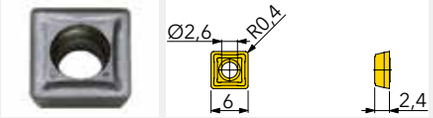

G SPLT07T308N-PH

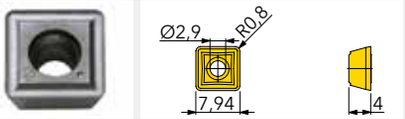

H SDGT07T308-HP

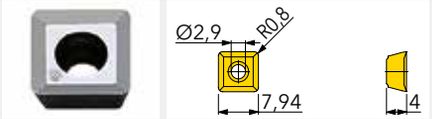

I SPLT07T308N

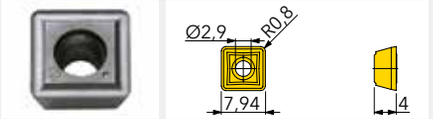

Designation Réf. de l'article	fz(min/max)	Design Conception	Grade Nuance	IN10K	IN2005	IN2010	IN2530				
SCLT050204N-PH	0,05/0,12	positive geometry R0,4 / Géométrie positive R0,4			●		●				
SHGT050204-HP	0,05/0,12	non-ferrous geometry, polished R0,4 / Géo. pour mat. non fer., polie R0,4		●							
SCLT050204N	0,05/0,12	cast iron geometry R0,4 / Géométrie fonte R 0,4				●					
SHLT060204N-PH	0,06/0,20	positive geometry R0,4 / Géométrie positive R0,4			●		●				
SHGT060204-HP	0,08/0,15	non-ferrous geometry, polished R0,4 / Géo. pour mat. non fer., polie R0,4		●							
SHLT060204N	0,08/0,25	cast iron geometry R0,4 / Géométrie fonte R 0,4				●					
SPLT07T308N-PH	0,06/0,20	positive geometry R0,8 / Géométrie positive R0,8			●		●				
SDGT07T308-HP	0,08/0,15	non-ferrous geometry, polished R0,8 / Géo. pour mat. non fer., polie R0,8		●							
SPLT07T308N	0,10/0,25	cast iron geometry R0,8 / Géométrie fonte R 0,8				●					

● = P ● = M ● = K ● = N ● = S ○ = H

SPARE PARTS ACCESSOIRES





Diameter Range / Diamètres

12,5 - 15	SM20-043-00 (0,7Nm)	DS-TP06S (TX-Plus)
15,5 - 21,5	SM22-052-00 (0,8Nm)	DS-T07S
22 - 27,5	SM25-064-00 (1,1Nm)	DS-T08S

① = Insert screw / Vis de serrage plaquette ② = Screw driver / Tournevis

ADAPTION ACC. TO DIN 1835 E
ATTACHEMENT COMPATIBLE DIN 1835 E



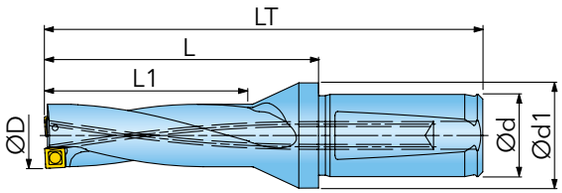

Designation Réf. de l'article	D	d	d1	LT	L	L1	Z	Zeff	IK	kg	Related Insert Plaquette préconisée
Q0280084WXR00	28	25	45	168	112	84	2	1	✓	0,56	ABC
Q0285085WYR01	28,5	32	45	175	115	85	2	1	✓	0,72	ABC
Q0290087WYR01	29	32	45	175	115	87	2	1	✓	0,75	ABC
Q0295088WYR00	29,5	32	55	181	121	88	2	1	✓	0,84	ABC
Q0300090WYR00	30	32	55	181	121	90	2	1	✓	0,87	ABC
Q0310093WYR00	31	32	55	185	125	93	2	1	✓	0,90	ABC
Q0320096WYR00	32	32	55	188	128	96	2	1	✓	0,93	ABC
Q0330099WYR00	33	32	55	192	132	99	2	1	✓	0,97	ABC
Q0340102WYR00	34	32	55	195	135	102	2	1	✓	1,01	DEF
Q0345104WYR00	34,5	32	55	199	139	104	2	1	✓	1,04	DEF
Q0350105WYR00	35	32	55	199	139	105	2	1	✓	1,05	DEF
Q0360108WYR00	36	32	55	203	143	108	2	1	✓	1,10	DEF
Q0370111WYR00	37	32	55	207	147	111	2	1	✓	1,11	DEF
Q0375113WYR00	37,5	32	55	211	151	113	2	1	✓	1,14	DEF
Q0380114WYR00	38	32	55	211	151	114	2	1	✓	1,17	DEF
Q0390117WYR00	39	32	55	214	154	117	2	1	✓	1,23	DEF
Q0400120WYR00	40	32	60	218	158	120	2	1	✓	1,31	DEF
Q0405122WYR00	40,5	32	60	222	162	122	2	1	✓	1,39	DEF
Q0410123WZR00	41	40	60	232	162	123	2	1	✓	1,48	DEF
Q0420126WZR01	42	40	60	235	165	126	2	1	✓	1,62	GHI
Q0430129WZR01	43	40	60	239	169	129	2	1	✓	1,78	GHI
Q0440132WZR00	44	40	60	242	172	132	2	1	✓	1,83	GHI
Q0450135WZR00	45	40	60	247	177	135	2	1	✓	1,92	GHI
Q0460138WZR00	46	40	60	251	181	138	2	1	✓	1,99	GHI
Q0465140WZR00	46,5	40	60	254	184	140	2	1	✓	1,96	GHI
Q0470141WZR00	47	40	60	254	184	141	2	1	✓	2,05	GHI
Q0480144WZR00	48	40	60	258	188	144	2	1	✓	2,11	GHI
Q0490147WZR00	49	40	60	261	191	147	2	1	✓	2,16	GHI
Q0500150WZR00	50	40	60	265	195	150	2	1	✓	2,26	GHI
Q0505152WZR00	50,5	40	60	268	198	152	2	1	✓	2,31	GHI

A SHLT090408N-PH1

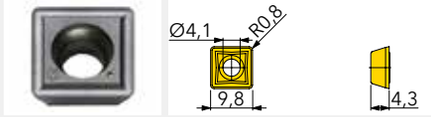

B SHGT090408-HP

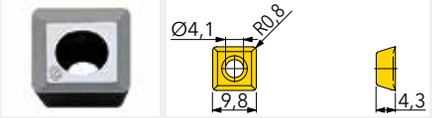

C SHLT090408N

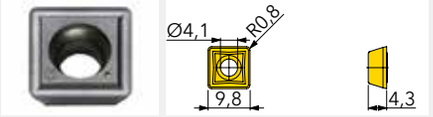

D SHLT110408N-PH1

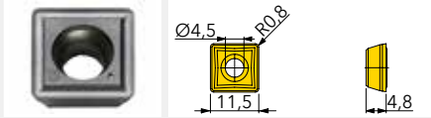

E SHGT110408-HP

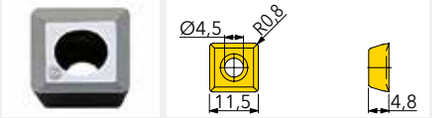

F SHLT110408N

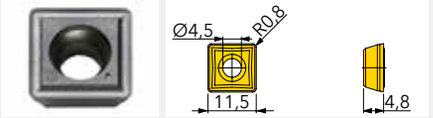

G SPLT140512N-PH

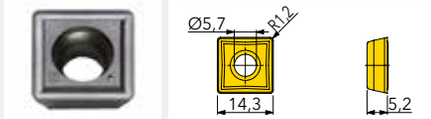

H SDGT140512-HP

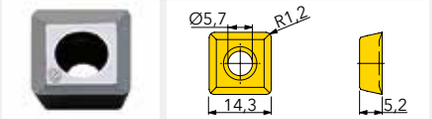

I SPLT140512N

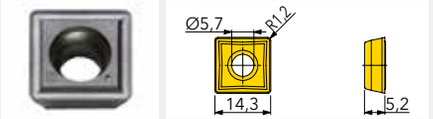

Designation Réf. de l'article	fz(min/max)	Design Conception	Grade Nuance	IN10K	IN2005	IN2010	IN2530				
SHLT090408N-PH1	0,07/0,22	positive geometry R0,8 / Géométrie positive R0,8			●		●				
SHGT090408-HP	0,10/0,20	non-ferrous geometry, polished R0,8 / Géo. pour mat. non fer., polie R0,8		●							
SHLT090408N	0,12/0,25	cast iron geometry R0,8 / Géométrie fonte R 0,8				●					
SHLT110408N-PH1	0,08/0,23	positive geometry R0,8 / Géométrie positive R0,8			●		●				
SHGT110408-HP	0,14/0,23	non-ferrous geometry, polished R0,8 / Géo. pour mat. non fer., polie R0,8		●							
SHLT110408N	0,16/0,28	cast iron geometry R0,8 / Géométrie fonte R 0,8				●					
SPLT140512N-PH	0,06/0,26	positive geometry R1,2 / Géométrie positive R1,2			●		●				
SDGT140512-HP	0,15/0,26	non-ferrous geometry, polished R1,2 / Géo. pour mat. non fer., polie R1,2		●							
SPLT140512N	0,18/0,30	cast iron geometry R1,2 / Géométrie fonte R 1,2				●					

● = P ● = M ● = K ● = N ● = S ○ = H

SPARE PARTS ACCESSOIRES





Diameter Range / Diamètres

28 - 33	SM35-088-60 (3,0Nm)	DS-T10S
34 - 41	SM40-093-20 (4,5Nm)	DS-T15S
42 - 50,5	SM50-122-50 (7,5Nm)	DS-T20S

① = Insert screw / Vis de serrage plaquette ② = Screw driver / Tournevis

ADAPTION ACC. TO DIN 1835 E
ATTACHEMENT COMPATIBLE DIN 1835 E



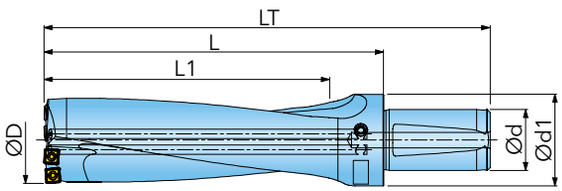

Designation Réf. de l'article	D	d	d1	LT	L	L1	Z	Zeff	IK	kg	Related Insert Plaquette préconisée
Q0510153WZR00	51	40	75	269	199	153	4	1	✓	2,25	ABC
Q0520156WZR00	52	40	75	273	203	156	4	1	✓	2,35	ABC
Q0530159WZR00	53	40	75	276	206	159	4	1	✓	2,45	ABC
Q0540162WZR00	54	40	75	278	208	162	4	1	✓	2,55	ABC
Q0550165WZR00	55	40	75	281	211	165	4	1	✓	2,65	ABC
Q0560168WZR00	56	40	75	285	215	168	4	1	✓	2,75	DEF
Q0570171WZR00	57	40	75	290	220	171	4	1	✓	2,85	DEF
Q0580174WZR00	58	40	75	294	224	174	4	1	✓	2,95	DEF
Q0590177WZR00	59	40	75	297	227	177	4	1	✓	3,07	DEF
Q0600180WZR00	60	40	75	301	231	180	4	1	✓	3,15	DEF

A SPLT07T308N-PH

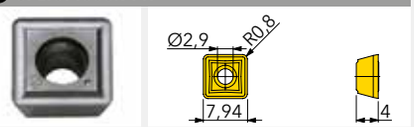

B SDGT07T308-HP

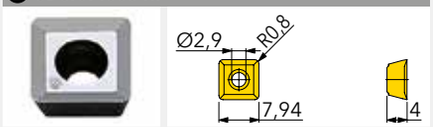

C SPLT07T308N

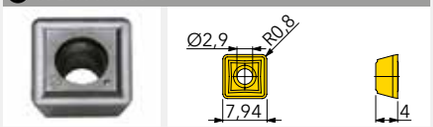

D SHLT090408N-PH1

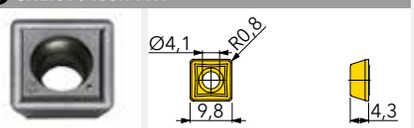

E SHGT090408-HP

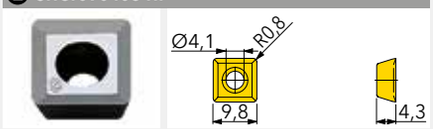

F SHLT090408N

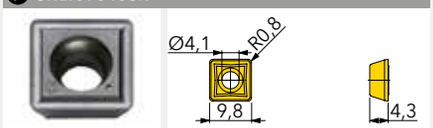

Designation Réf. de l'article	fz(min/max)	Design Conception	Grade Nuance	IN10K	IN2005	IN2010	IN2530
SPLT07T308N-PH	0,06/0,20	positive geometry R0,8 / Géométrie positive R0,8			●		●
SDGT07T308-HP	0,08/0,15	non-ferrous geometry, polished R0,8 / Géo. pour mat. non fer., polie R0,8		●			
SPLT07T308N	0,10/0,25	cast iron geometry R0,8 / Géométrie fonte R 0,8				●	
SHLT090408N-PH1	0,07/0,22	positive geometry R0,8 / Géométrie positive R0,8			●		●
SHGT090408-HP	0,10/0,20	non-ferrous geometry, polished R0,8 / Géo. pour mat. non fer., polie R0,8		●			
SHLT090408N	0,12/0,25	cast iron geometry R0,8 / Géométrie fonte R 0,8				●	

● = P ● = M ● = K ● = N ● = S ○ = H

SPARE PARTS
ACCESSOIRES

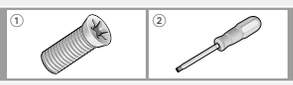

Diameter Range / Diamètres

51 - 55	SM25-064-00 (1,1Nm)	DS-T08S
56 - 60	SM35-088-60 (3,0Nm)	DS-T10S

① = Insert screw / Vis de serrage plaquette ② = Screw driver / Tournevis

Member IMC Group Ingersoll Cutting Tools












ADAPTION ACC. TO DIN 1835 E
ATTACHEMENT COMPATIBLE DIN 1835 E



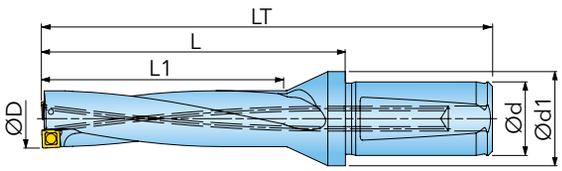

Designation Réf. de l'article	D	d	d1	LT	L	L1	Z	Zeff	IK	kg	Related Insert Plaquette préconisée
Q0130052WWR00	13	20	25	120	70	52	2	1	✓	0,17	ABC
Q0140056WWR00	14	20	25	124	74	56	2	1	✓	0,18	ABC
Q0150060WWR00	15	20	25	129	79	60	2	1	✓	0,18	ABC
Q0160064WXR00	16	25	32	140	84	64	2	1	✓	0,28	DEF
Q0170068WXR00	17	25	32	144	88	68	2	1	✓	0,32	DEF
Q0180072WXR00	18	25	32	149	93	72	2	1	✓	0,34	DEF
Q0190076WXR00	19	25	32	153	97	76	2	1	✓	0,35	DEF
Q0200080WXR00	20	25	32	159	103	80	2	1	✓	0,37	DEF
Q0210084WXR00	21	25	32	163	107	84	2	1	✓	0,39	DEF
Q0220088WXR01	22	25	32	167	111	88	2	1	✓	0,40	GHI
Q0230092WXR00	23	25	45	173	117	92	2	1	✓	0,48	GHI
Q0240096WXR00	24	25	45	178	122	96	2	1	✓	0,52	GHI
Q0250100WXR00	25	25	45	183	127	100	2	1	✓	0,54	GHI
Q0260104WXR00	26	25	45	187	131	104	2	1	✓	0,57	GHI
Q0270108WXR00	27	25	45	191	135	108	2	1	✓	0,59	GHI
Q0280112WXR00	28	25	45	196	140	112	2	1	✓	0,62	JKL
Q0290116WYR01	29	32	45	204	144	116	2	1	✓	0,80	JKL

Member IMC Group Ingersoll Cutting Tools

A SCLT050204N-PH

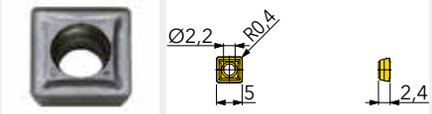

B SHGT050204-HP

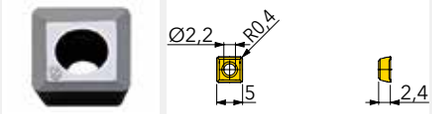

C SCLT050204N

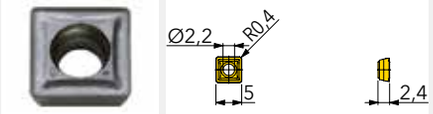

D SHLT060204N-PH

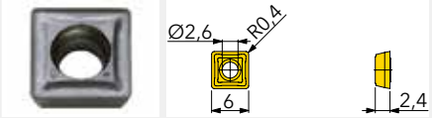

E SHGT060204-HP

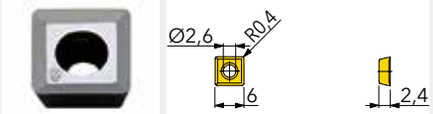

F SHLT060204N

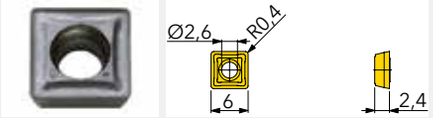

G SPLT07T308N-PH

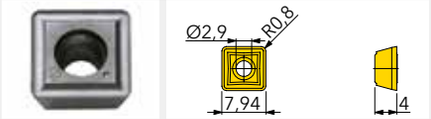

H SDGT07T308-HP

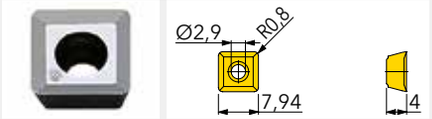

I SPLT07T308N

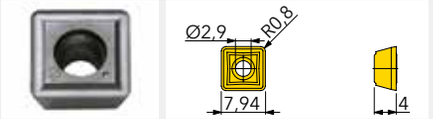

J SHLT090408N-PH1

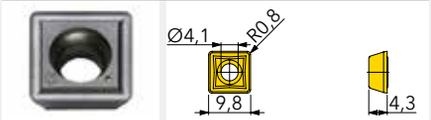

K SHGT090408-HP

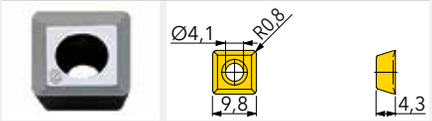

L SHLT090408N

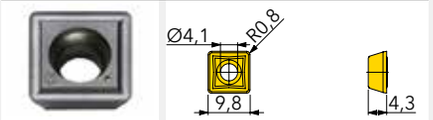

Designation Réf. de l'article	fz(min/max)	Design Conception	Grade Nuance	IN10K	IN2005	IN2010	IN2530
SCLT050204N-PH	0,05/0,12	positive geometry R0,4 / Géométrie positive R0,4			◐		◐
SHGT050204-HP	0,05/0,12	non-ferrous geometry, polished R0,4 / Géo. pour mat. non fer., polie R0,4		●			
SCLT050204N	0,05/0,12	cast iron geometry R0,4 / Géométrie fonte R 0,4				●	
SHLT060204N-PH	0,06/0,20	positive geometry R0,4 / Géométrie positive R0,4			◐		◐
SHGT060204-HP	0,08/0,15	non-ferrous geometry, polished R0,4 / Géo. pour mat. non fer., polie R0,4		●			
SHLT060204N	0,08/0,25	cast iron geometry R0,4 / Géométrie fonte R 0,4				●	
SPLT07T308N-PH	0,06/0,20	positive geometry R0,8 / Géométrie positive R0,8			◐		◐
SDGT07T308-HP	0,08/0,15	non-ferrous geometry, polished R0,8 / Géo. pour mat. non fer., polie R0,8		●			
SPLT07T308N	0,10/0,25	cast iron geometry R0,8 / Géométrie fonte R 0,8				●	
SHLT090408N-PH1	0,07/0,22	positive geometry R0,8 / Géométrie positive R0,8			◐		◐
SHGT090408-HP	0,10/0,20	non-ferrous geometry, polished R0,8 / Géo. pour mat. non fer., polie R0,8		●			
SHLT090408N	0,12/0,25	cast iron geometry R0,8 / Géométrie fonte R 0,8				●	

● = P ● = M ● = K ● = N ● = S ○ = H

SPARE PARTS ACCESSOIRES





Diameter Range / Diamètres

13 - 15	SM20-043-00 (0,7Nm)	DS-TP06S (TX-Plus)
16 - 21	SM22-052-00 (0,8Nm)	DS-T07S
22 - 27	SM25-064-00 (1,1Nm)	DS-T08S
28 - 29	SM35-088-60 (3,0Nm)	DS-T10S

① = Insert screw / Vis de serrage plaquette ② = Screw driver / Tournevis

ADAPTION ACC. TO DIN 1835 E
ATTACHEMENT COMPATIBLE DIN 1835 E



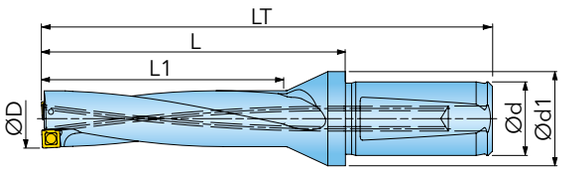

Designation Réf. de l'article	D	d	d1	LT	L	L1	Z	Zeff	IK	kg	Related Insert Plaquette préconisée
Q0300120WYR00	30	32	55	211	151	120	2	1	✓	0,94	ABC
Q0310124WYR00	31	32	55	216	156	124	2	1	✓	0,97	ABC
Q0320128WYR00	32	32	55	220	160	128	2	1	✓	1,04	ABC
Q0330132WYR00	33	32	55	225	165	132	2	1	✓	1,09	ABC
Q0340136WYR00	34	32	55	229	169	136	2	1	✓	1,13	DEF
Q0350140WYR00	35	32	55	234	174	140	2	1	✓	1,17	DEF
Q0360144WYR00	36	32	55	239	179	144	2	1	✓	1,23	DEF
Q0370148WYR00	37	32	55	244	184	148	2	1	✓	1,29	DEF
Q0380152WYR00	38	32	55	249	189	152	2	1	✓	1,34	DEF
Q0390156WYR00	39	32	55	253	193	156	2	1	✓	1,41	DEF
Q0400160WYR00	40	32	60	258	198	160	2	1	✓	1,50	DEF
Q0410164WZR00	41	40	60	273	203	164	2	1	✓	1,86	DEF
Q0420168WZR01	42	40	60	277	207	168	2	1	✓	1,94	GHI
Q0430172WZR01	43	40	60	282	212	172	2	1	✓	2,02	GHI
Q0440176WZR00	44	40	60	286	216	176	2	1	✓	2,10	GHI
Q0450180WZR00	45	40	60	292	222	180	2	1	✓	2,19	GHI
Q0460184WZR00	46	40	60	297	227	184	2	1	✓	2,30	GHI
Q0470188WZR00	47	40	60	301	231	188	2	1	✓	2,37	GHI
Q0480192WZR00	48	40	60	306	236	192	2	1	✓	2,47	GHI
Q0490196WZR00	49	40	60	310	240	196	2	1	✓	2,59	GHI
Q0500200WZR00	50	40	60	315	245	200	2	1	✓	2,64	GHI

A SHLT090408N-PH1

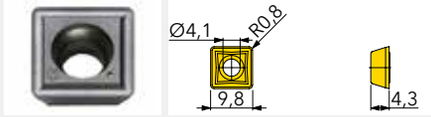

B SHGT090408-HP

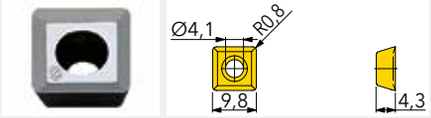

C SHLT090408N

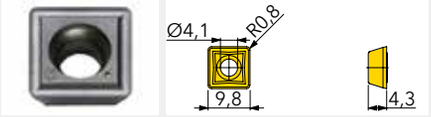

D SHLT110408N-PH1

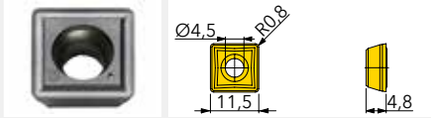

E SHGT110408-HP

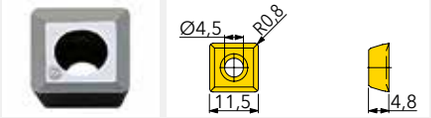

F SHLT110408N

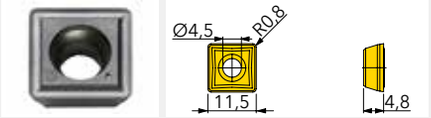

G SPLT140512N-PH

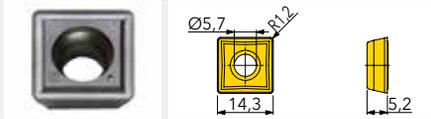

H SDGT140512-HP

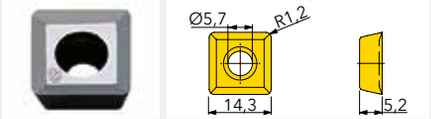

I SPLT140512N

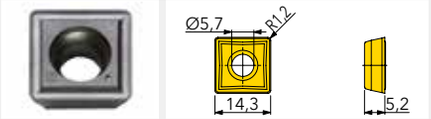

Designation Réf. de l'article	fz(min/max)	Design Conception	Grade Nuance	IN10K	IN2005	IN2010	IN2530				
SHLT090408N-PH1	0,07/0,22	positive geometry R0,8 / Géométrie positive R0,8			●		●				
SHGT090408-HP	0,10/0,20	non-ferrous geometry, polished R0,8 / Géo. pour mat. non fer., polie R0,8		●							
SHLT090408N	0,12/0,25	cast iron geometry R0,8 / Géométrie fonte R 0,8				●					
SHLT110408N-PH1	0,08/0,23	positive geometry R0,8 / Géométrie positive R0,8			●		●				
SHGT110408-HP	0,14/0,23	non-ferrous geometry, polished R0,8 / Géo. pour mat. non fer., polie R0,8		●							
SHLT110408N	0,16/0,28	cast iron geometry R0,8 / Géométrie fonte R 0,8				●					
SPLT140512N-PH	0,06/0,26	positive geometry R1,2 / Géométrie positive R1,2			●		●				
SDGT140512-HP	0,15/0,26	non-ferrous geometry, polished R1,2 / Géo. pour mat. non fer., polie R1,2		●							
SPLT140512N	0,18/0,30	cast iron geometry R1,2 / Géométrie fonte R 1,2				●					

● = P ● = M ● = K ● = N ● = S ○ = H

SPARE PARTS ACCESSOIRES





Diameter Range / Diamètres

30 - 33	SM35-088-60 (3,0Nm)	DS-T10S
34 - 41	SM40-093-20 (4,5Nm)	DS-T15S
42 - 50	SM50-122-50 (7,5Nm)	DS-T20S

① = Insert screw / Vis de serrage plaquette ② = Screw driver / Tournevis

ADAPTION ACC. TO DIN 1835 E
ATTACHEMENT COMPATIBLE DIN 1835 E



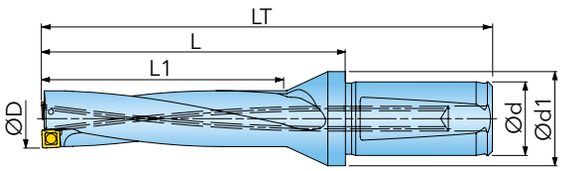

Designation Réf. de l'article	D	d	d1	LT	L	L1	Z	Zeff	IK	kg	Related Insert Plaquette préconisée
Q0130065WWR00	13	20	25	133	83	65	2	1	✓	0,26	ABC
Q0140070WWR00	14	20	25	138	88	70	2	1	✓	0,28	ABC
Q0150075WWR00	15	20	25	144	94	75	2	1	✓	0,30	ABC
Q0160080WXR00	16	25	32	156	100	80	2	1	✓	0,32	DEF
Q0170085WXR00	17	25	32	161	105	85	2	1	✓	0,34	DEF
Q0180090WXR00	18	25	32	167	111	90	2	1	✓	0,36	DEF
Q0190095WXR00	19	25	32	172	116	95	2	1	✓	0,38	DEF
Q0200100WXR00	20	25	32	179	123	100	2	1	✓	0,40	DEF
Q0210105WXR00	21	25	32	184	128	105	2	1	✓	0,42	DEF
Q0220110WXR00	22	25	32	189	133	110	2	1	✓	0,44	GHI
Q0230115WXR00	23	25	45	196	140	115	2	1	✓	0,51	GHI
Q0240120WXR00	24	25	45	202	146	120	2	1	✓	0,56	GHI
Q0250125WXR00	25	25	45	208	152	125	2	1	✓	0,59	GHI
Q0260130WXR00	26	25	45	213	157	130	2	1	✓	0,62	GHI
Q0270135WXR00	27	25	45	218	162	135	2	1	✓	0,65	GHI

Member IMC Group Ingersoll Cutting Tools

A SCLT050204N-PH

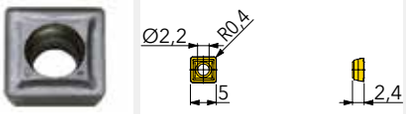

B SHGT050204-HP

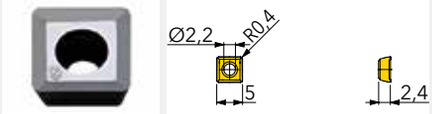

C SCLT050204N

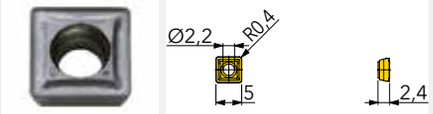

D SHLT060204N-PH

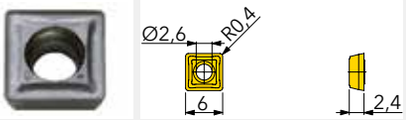

E SHGT060204-HP

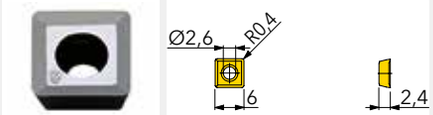

F SHLT060204N

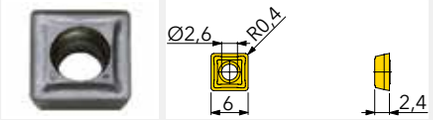

G SPLT07T308N-PH

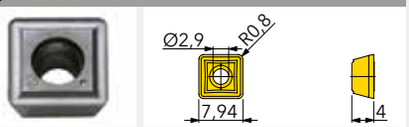

H SDGT07T308-HP

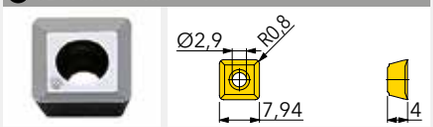

I SPLT07T308N

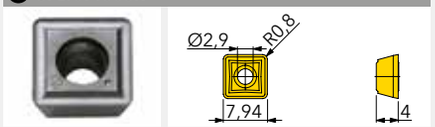

Designation Réf. de l'article	fz(min/max)	Design Conception	Grade Nuance	IN10K	IN2005	IN2010	IN2530				
SCLT050204N-PH	0,05/0,12	positive geometry R0,4 / Géométrie positive R0,4			●		●				
SHGT050204-HP	0,05/0,12	non-ferrous geometry, polished R0,4 / Géo. pour mat. non fer., polie R0,4		●							
SCLT050204N	0,05/0,12	cast iron geometry R0,4 / Géométrie fonte R 0,4				●					
SHLT060204N-PH	0,06/0,20	positive geometry R0,4 / Géométrie positive R0,4			●		●				
SHGT060204-HP	0,08/0,15	non-ferrous geometry, polished R0,4 / Géo. pour mat. non fer., polie R0,4		●							
SHLT060204N	0,08/0,25	cast iron geometry R0,4 / Géométrie fonte R 0,4				●					
SPLT07T308N-PH	0,06/0,20	positive geometry R0,8 / Géométrie positive R0,8			●		●				
SDGT07T308-HP	0,08/0,15	non-ferrous geometry, polished R0,8 / Géo. pour mat. non fer., polie R0,8		●							
SPLT07T308N	0,10/0,25	cast iron geometry R0,8 / Géométrie fonte R 0,8				●					

● = P ● = M ● = K ● = N ● = S ○ = H

SPARE PARTS ACCESSOIRES





Diameter Range / Diamètres

13 - 15	SM20-043-00 (0,7Nm)	DS-TP06S (TX-Plus)
16 - 21	SM22-052-00 (0,8Nm)	DS-T07S
22 - 27	SM25-064-00 (1,1Nm)	DS-T08S

① = Insert screw / Vis de serrage plaquette ② = Screw driver / Tournevis

ADAPTION ACC. TO DIN 1835 E
ATTACHEMENT COMPATIBLE DIN 1835 E



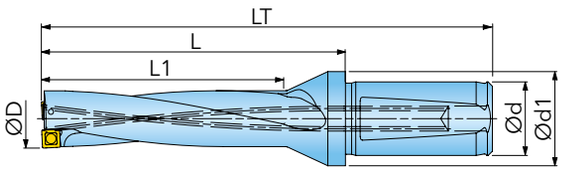

Designation Réf. de l'article	D	d	d1	LT	L	L1	Z	Zeff	IK	kg	Related Insert Plaquette préconisée
Q0280140WXR00	28	25	45	224	168	140	2	1	✓	0,68	ABC
Q0290145WYR00	29	32	45	233	173	145	2	1	✓	0,86	ABC
Q0300150WYR00	30	32	55	241	181	150	2	1	✓	1,04	ABC
Q0310155WYR00	31	32	55	247	187	155	2	1	✓	1,08	ABC
Q0320160WYR00	32	32	55	252	192	160	2	1	✓	1,14	ABC
Q0330165WYR00	33	32	55	258	198	165	2	1	✓	1,20	ABC
Q0340170WYR00	34	32	55	263	203	170	2	1	✓	1,26	DEF
Q0350175WYR00	35	32	55	269	209	175	2	1	✓	1,29	DEF
Q0360180WYR00	36	32	55	275	215	180	2	1	✓	1,39	DEF
Q0370185WYR00	37	32	55	281	221	185	2	1	✓	1,40	DEF
Q0380190WYR00	38	32	55	287	227	190	2	1	✓	1,50	DEF
Q0390195WYR00	39	32	55	292	232	195	2	1	✓	1,56	DEF
Q0400200WYR00	40	32	60	298	238	200	2	1	✓	1,68	DEF
Q0410205WZR00	41	40	60	314	244	205	2	1	✓	2,08	DEF
Q0500250WQR00	50	50	75	377	297	250	2	1	✓	3,81	GHI

A SHLT090408N-PH1

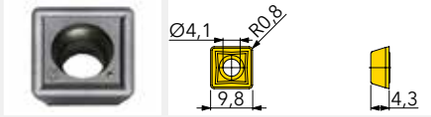

B SHGT090408-HP

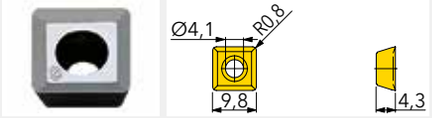

C SHLT090408N

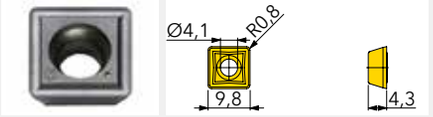

D SHLT110408N-PH1

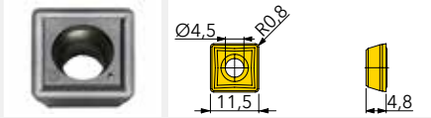

E SHGT110408-HP

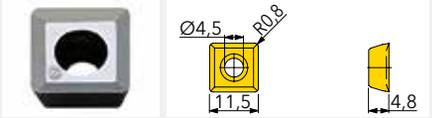

F SHLT110408N

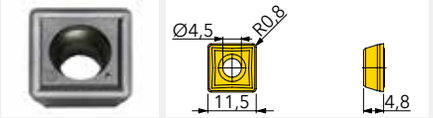

G SPLT140512N-PH

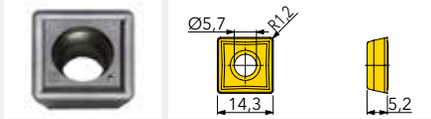

H SDGT140512-HP

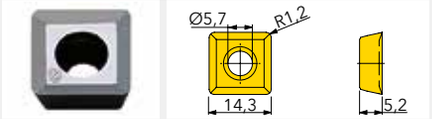

I SPLT140512N

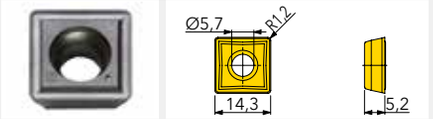

Designation Réf. de l'article	fz(min/max)	Design Conception	Grade Nuance	IN10K	IN2005	IN2010	IN2530				
SHLT090408N-PH1	0,07/0,22	positive geometry R0,8 / Géométrie positive R0,8			●		●				
SHGT090408-HP	0,10/0,20	non-ferrous geometry, polished R0,8 / Géo. pour mat. non fer., polie R0,8		●							
SHLT090408N	0,12/0,25	cast iron geometry R0,8 / Géométrie fonte R 0,8				●					
SHLT110408N-PH1	0,08/0,23	positive geometry R0,8 / Géométrie positive R0,8			●		●				
SHGT110408-HP	0,14/0,23	non-ferrous geometry, polished R0,8 / Géo. pour mat. non fer., polie R0,8		●							
SHLT110408N	0,16/0,28	cast iron geometry R0,8 / Géométrie fonte R 0,8				●					
SPLT140512N-PH	0,06/0,26	positive geometry R1,2 / Géométrie positive R1,2			●		●				
SDGT140512-HP	0,15/0,26	non-ferrous geometry, polished R1,2 / Géo. pour mat. non fer., polie R1,2		●							
SPLT140512N	0,18/0,30	cast iron geometry R1,2 / Géométrie fonte R 1,2				●					

● = P ● = M ● = K ● = N ● = S ○ = H

SPARE PARTS ACCESSOIRES





Diameter Range / Diamètres

28 - 33	SM35-088-60 (3,0Nm)	DS-T10S
34 - 41	SM40-093-20 (4,5Nm)	DS-T15S
50	SM50-122-50 (7,5Nm)	DS-T20S

① = Insert screw / Vis de serrage plaquette ② = Screw driver / Tournevis

ADAPTION ACC. TO DIN 1835 E
ATTACHEMENT COMPATIBLE DIN 1835 E



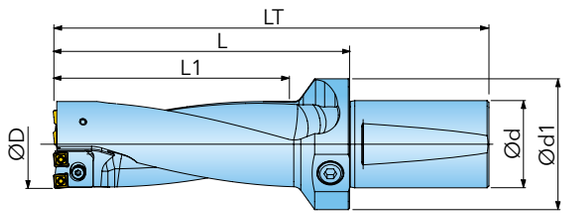

Designation Réf. de l'article	D	D min.	D max.	d	d1	LT	L	L1	Z	Zeff	PA	IK	kg	Related Insert Plaquette préconisée
Q0510133WQR01	51	51	53	50	64	250	170	133	4	1	-	✓	2,89	ABC
Q0510133WQR01	52	51	53	50	64	250	170	133	4	1	PA-5108	✓	2,89	ABC
Q0510133WQR01	53	51	53	50	64	250	170	133	4	1	PA-5109	✓	2,89	ABC
Q0540140WQR01	54	54	56	50	64	260	180	140	4	1	-	✓	3,20	ABC
Q0540140WQR01	55	54	56	50	64	260	180	140	4	1	PA-5108	✓	3,20	ABC
Q0540140WQR01	56	54	56	50	64	260	180	140	4	1	PA-5109	✓	3,20	ABC
Q0570155WQR01	57	57	62	50	64	281	201	155	4	1	-	✓	3,51	DEF
Q0570155WQR01	58	57	62	50	64	281	201	155	4	1	PA-5110	✓	3,51	DEF
Q0570155WQR01	59	57	62	50	64	281	201	155	4	1	PA-5111	✓	3,51	DEF
Q0570155WQR01	60	57	62	50	64	281	201	155	4	1	PA-5112	✓	3,51	DEF
Q0570155WQR01	61	57	62	50	64	281	201	155	4	1	PA-5113	✓	3,51	DEF
Q0570155WQR01	62	57	62	50	64	281	201	155	4	1	PA-5114	✓	3,51	DEF
Q0630165WQR01	63	63	66	50	69	295	215	165	4	1	-	✓	4,17	DEF
Q0630165WQR01	64	63	66	50	69	295	215	165	4	1	PA-5110	✓	4,17	DEF
Q0630165WQR01	65	63	66	50	69	295	215	165	4	1	PA-5111	✓	4,17	DEF
Q0630165WQR01	66	63	66	50	69	295	215	165	4	1	PA-5112	✓	4,17	DEF
Q0670183WQR01	67	67	73	50	69	320	240	183	4	1	-	✓	4,90	GHI
Q0670183WQR01	68	67	73	50	69	320	240	183	4	1	PA-5115	✓	4,90	GHI
Q0670183WQR01	69	67	73	50	69	320	240	183	4	1	PA-5116	✓	4,90	GHI
Q0670183WQR01	70	67	73	50	69	320	240	183	4	1	PA-5117	✓	4,90	GHI
Q0670183WQR01	71	67	73	50	69	320	240	183	4	1	PA-5118	✓	4,90	GHI
Q0670183WQR01	72	67	73	50	69	320	240	183	4	1	PA-5119	✓	4,90	GHI
Q0670183WQR01	73	67	73	50	69	320	240	183	4	1	PA-5120	✓	4,90	GHI
Q0740200WQR00	74	74	80	50	74	330	250	200	4	1	-	✓	5,87	J
Q0740200WQR00	75	74	80	50	74	330	250	200	4	1	PA-5115	✓	5,87	J
Q0740200WQR00	76	74	80	50	74	330	250	200	4	1	PA-5116	✓	5,87	J
Q0740200WQR00	77	74	80	50	74	330	250	200	4	1	PA-5117	✓	5,87	J
Q0740200WQR00	78	74	80	50	74	330	250	200	4	1	PA-5118	✓	5,87	J
Q0740200WQR00	79	74	80	50	74	330	250	200	4	1	PA-5119	✓	5,87	J
Q0740200WQR00	80	74	80	50	74	330	250	200	4	1	PA-5120	✓	5,87	J

Included in delivery: body, cartridges and setting plates (PA) / La livraison inclue: corps, cartouches et cales d'ajustement (PA)

Member IMC Group Ingersoll Cutting Tools

A SPLT07T308N-PH

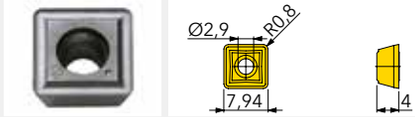

B SPLT07T308N

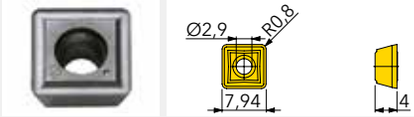

C SDGT07T308-HP

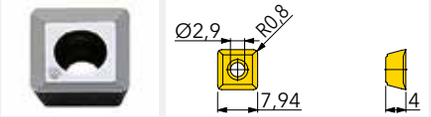

D SHLT090408N-PH1

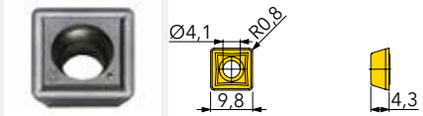

E SHLT090408N

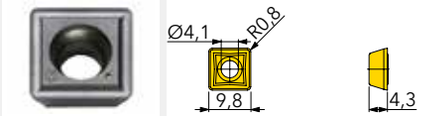

F SHGT090408-HP

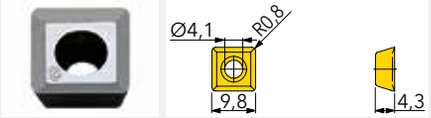

G SHLT110408N-PH1

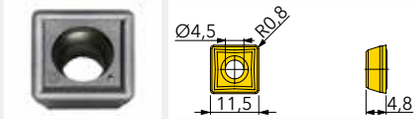

H SHLT110408N

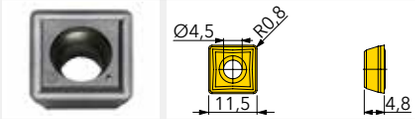

I SHGT110408-HP

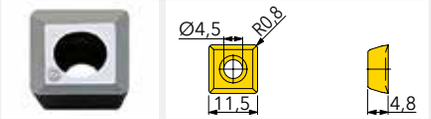

J SPLT120408N-PH

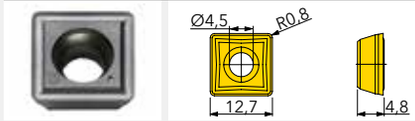

Designation Réf. de l'article	fz(min/max)	Design Conception	Grade Nuance	IN10K	IN2005	IN2010	IN2530				
SPLT07T308N-PH	0,06/0,20	positive geometry R0,8 / Géométrie positive R0,8			●		●				
SPLT07T308N	0,10/0,25	cast iron geometry R0,8 / Géométrie fonte R 0,8				●					
SDGT07T308-HP	0,08/0,15	non-ferrous geometry, polished R0,8 / Géo. pour mat. non fer., polie R0,8		●							
SHLT090408N-PH1	0,07/0,22	positive geometry R0,8 / Géométrie positive R0,8			●		●				
SHLT090408N	0,12/0,25	cast iron geometry R0,8 / Géométrie fonte R 0,8				●					
SHGT090408-HP	0,10/0,20	non-ferrous geometry, polished R0,8 / Géo. pour mat. non fer., polie R0,8		●							
SHLT110408N-PH1	0,08/0,23	positive geometry R0,8 / Géométrie positive R0,8			●		●				
SHLT110408N	0,16/0,28	cast iron geometry R0,8 / Géométrie fonte R 0,8				●					
SHGT110408-HP	0,14/0,23	non-ferrous geometry, polished R0,8 / Géo. pour mat. non fer., polie R0,8		●							
SPLT120408N-PH	0,08/0,28	positive geometry R0,8 / Géométrie positive R0,8			●		●				

● = P ● = M ● = K ● = N ● = S ○ = H

SPARE PARTS ACCESSOIRES

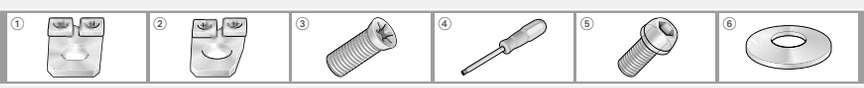

Diameter Range / Diamètres

51 - 53	55E212R01	55E192R01	SM25-064-00 (1,1Nm)	DS-T08S	SH M4X0.7X16 (3,5Nm)	MW 4.3X8
54 - 56	55E223R01	55E213R01	SM25-064-00 (1,1Nm)	DS-T08S	SH M4X0.7X16 (3,5Nm)	MW 4.3X8
57 - 62	55F243R02	55F233R01	SM35-088-60 (3,0Nm)	DS-T10S	SH M5X0.8X16 (6,5Nm)	MW 5.5X10
63 - 66	55F263R01	55F243R03	SM35-088-60 (3,0Nm)	DS-T10S	SH M5X0.8X16 (6,5Nm)	MW 5.5X10
67 - 73	55G294R01	55G264R01	SM40-093-20 (4,5Nm)	DS-T15S	SH M6x1.0x20	MW 6.4X12
74 - 80	55H314R00	55H294R00	SM40-093-20 (4,5Nm)	DS-T15S	SH M6x1.0x20	MW 6.4X12

① = Peripheral cartridge / Cartouche périphérique ② = Center cartridge / Cartouche central ③ = Insert screw / Vis de serrage plaquette ④ = Screw driver / Tournevis ⑤ = Clamp screw / Vis de serrage ⑥ = Shim / Assise de protection

Member IMC Group Ingersoll Cutting Tools

ADAPTION ACC. TO DIN 1835 E
ATTACHEMENT COMPATIBLE DIN 1835 E



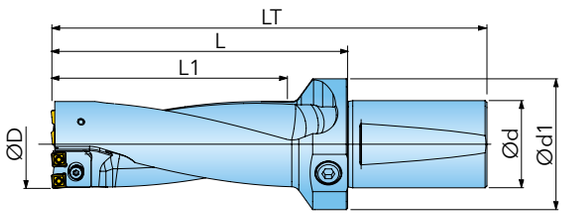

Designation Réf. de l'article	D	D min.	D max.	d	d1	LT	L	L1	Z	Zeff	PA	IK	kg	Related Insert Plaquette préconisée
Q0510186WQR00	51	51	53	50	64	303	223	186	4	1	-	✓	3,66	ABC
Q0510186WQR00	52	51	53	50	64	303	223	186	4	1	PA-5108	✓	3,66	ABC
Q0510186WQR00	53	51	53	50	64	303	223	186	4	1	PA-5109	✓	3,66	ABC
Q0540196WQR00	54	54	56	50	64	316	236	196	4	1	-	✓	3,98	ABC
Q0540196WQR00	55	54	56	50	64	316	236	196	4	1	PA-5108	✓	3,98	ABC
Q0540196WQR00	56	54	56	50	64	316	236	196	4	1	PA-5109	✓	3,98	ABC
Q0570217WQR00	57	57	62	50	64	343	263	217	4	1	-	✓	4,28	DEF
Q0570217WQR00	58	57	62	50	64	343	263	217	4	1	PA-5110	✓	4,28	DEF
Q0570217WQR00	59	57	62	50	64	343	263	217	4	1	PA-5111	✓	4,28	DEF
Q0570217WQR00	60	57	62	50	64	343	263	217	4	1	PA-5112	✓	4,28	DEF
Q0570217WQR00	61	57	62	50	64	343	263	217	4	1	PA-5113	✓	4,28	DEF
Q0570217WQR00	62	57	62	50	64	343	263	217	4	1	PA-5114	✓	4,28	DEF
Q0630231WQR00	63	63	66	50	69	361	281	231	4	1	-	✓	5,60	DEF
Q0630231WQR00	64	63	66	50	69	361	281	231	4	1	PA-5110	✓	5,60	DEF
Q0630231WQR00	65	63	66	50	69	361	281	231	4	1	PA-5111	✓	5,60	DEF
Q0630231WQR00	66	63	66	50	69	361	281	231	4	1	PA-5112	✓	5,60	DEF
Q0670256WQR00	67	67	73	50	69	393	313	256	4	1	-	✓	6,40	GHI
Q0670256WQR00	68	67	73	50	69	393	313	256	4	1	PA-5115	✓	6,40	GHI
Q0670256WQR00	69	67	73	50	69	393	313	256	4	1	PA-5116	✓	6,40	GHI
Q0670256WQR00	70	67	73	50	69	393	313	256	4	1	PA-5117	✓	6,40	GHI
Q0670256WQR00	71	67	73	50	69	393	313	256	4	1	PA-5118	✓	6,40	GHI
Q0670256WQR00	72	67	73	50	69	393	313	256	4	1	PA-5119	✓	6,40	GHI
Q0670256WQR00	73	67	73	50	69	393	313	256	4	1	PA-5120	✓	6,40	GHI
Q0740280WQR00	74	74	80	50	74	410	330	280	4	1	-	✓	7,66	J
Q0740280WQR00	75	74	80	50	74	410	330	280	4	1	PA-5115	✓	7,66	J
Q0740280WQR00	76	74	80	50	74	410	330	280	4	1	PA-5116	✓	7,66	J
Q0740280WQR00	77	74	80	50	74	410	330	280	4	1	PA-5117	✓	7,66	J
Q0740280WQR00	78	74	80	50	74	410	330	280	4	1	PA-5118	✓	7,66	J
Q0740280WQR00	79	74	80	50	74	410	330	280	4	1	PA-5119	✓	7,66	J
Q0740280WQR00	80	74	80	50	74	410	330	280	4	1	PA-5120	✓	7,66	J

Included in delivery: body, cartridges and setting plates (PA) / La livraison inclue: corps, cartouches et cales d'ajustement (PA)

Member IMC Group Ingersoll Cutting Tools

A SPLT07T308N-PH

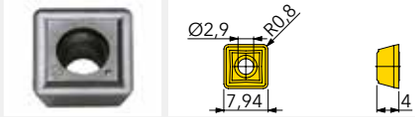

B SPLT07T308N

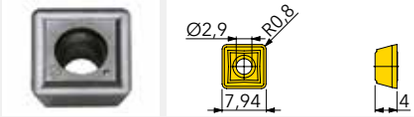

C SDGT07T308-HP

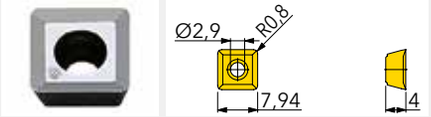

D SHLT090408N-PH1

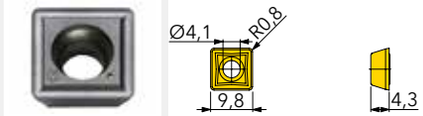

E SHLT090408N

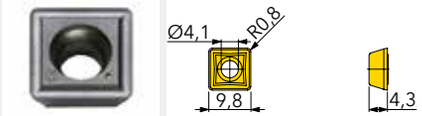

F SHGT090408-HP

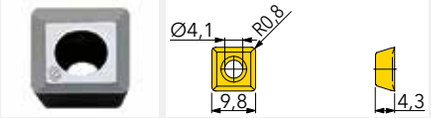

G SHLT110408N-PH1

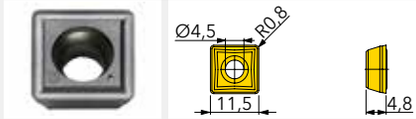

H SHLT110408N

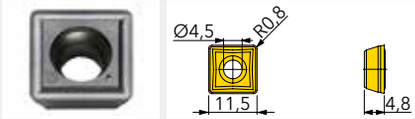

I SHGT110408-HP

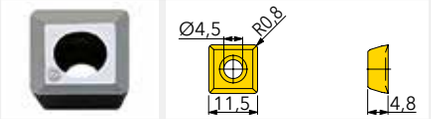

J SPLT120408N-PH

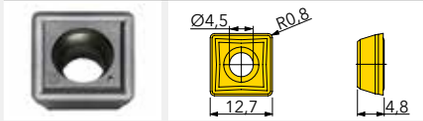

Designation Réf. de l'article	fz(min/max)	Design Conception	Grade Nuance	IN10K	IN2005	IN2010	IN2530				
SPLT07T308N-PH	0,06/0,20	positive geometry R0,8 / Géométrie positive R0,8			●		●				
SPLT07T308N	0,10/0,25	cast iron geometry R0,8 / Géométrie fonte R 0,8				●					
SDGT07T308-HP	0,08/0,15	non-ferrous geometry, polished R0,8 / Géo. pour mat. non fer., polie R0,8		●							
SHLT090408N-PH1	0,07/0,22	positive geometry R0,8 / Géométrie positive R0,8			●		●				
SHLT090408N	0,12/0,25	cast iron geometry R0,8 / Géométrie fonte R 0,8				●					
SHGT090408-HP	0,10/0,20	non-ferrous geometry, polished R0,8 / Géo. pour mat. non fer., polie R0,8		●							
SHLT110408N-PH1	0,08/0,23	positive geometry R0,8 / Géométrie positive R0,8			●		●				
SHLT110408N	0,16/0,28	cast iron geometry R0,8 / Géométrie fonte R 0,8				●					
SHGT110408-HP	0,14/0,23	non-ferrous geometry, polished R0,8 / Géo. pour mat. non fer., polie R0,8		●							
SPLT120408N-PH	0,08/0,28	positive geometry R0,8 / Géométrie positive R0,8			●		●				

● = P ● = M ● = K ● = N ● = S ○ = H

SPARE PARTS ACCESSOIRES

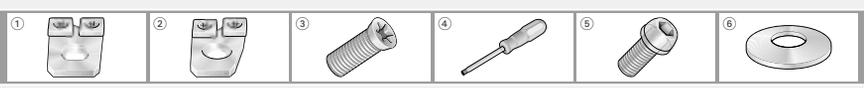

Diameter Range / Diamètres

51 - 53	55E212R01	55E192R01	SM25-064-00 (1,1Nm)	DS-T08S	SH M4X0.7X16 (3,5Nm)	MW 4.3X8
54 - 56	55E223R01	55E213R01	SM25-064-00 (1,1Nm)	DS-T08S	SH M4X0.7X16 (3,5Nm)	MW 4.3X8
57 - 62	55F243R02	55F233R01	SM35-088-60 (3,0Nm)	DS-T10S	SH M5X0.8X16 (6,5Nm)	MW 5.5X10
63 - 66	55F263R01	55F243R03	SM35-088-60 (3,0Nm)	DS-T10S	SH M5X0.8X16 (6,5Nm)	MW 5.5X10
67 - 73	55G294R01	55G264R01	SM40-093-20 (4,5Nm)	DS-T15S	SH M6x1.0x20	MW 6.4X12
74 - 80	55H314R00	55H294R00	SM40-093-20 (4,5Nm)	DS-T15S	SH M6x1.0x20	MW 6.4X12

① = Peripheral cartridge / Cartouche périphérique ② = Center cartridge / Cartouche central ③ = Insert screw / Vis de serrage plaquette ④ = Screw driver / Tournevis ⑤ = Clamp screw / Vis de serrage ⑥ = Shim / Assise de protection

ADAPTION ACC. TO DIN 1835 B (WELDON)
ATTACHEMENT DIN 1835 B (WELDON)



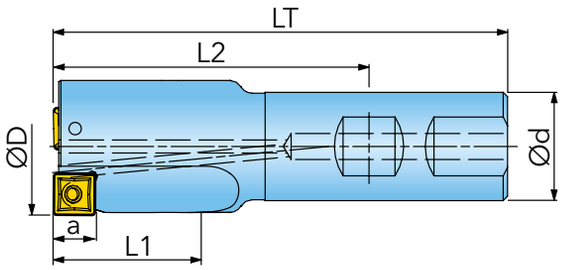

Designation Réf. de l'article	D	d	LT	L1	L2	a	Z	Zeff	IK	kg	Related Insert Plaquette préconisée
15S1D016025W4R01	16	20	75	16	50	5,4	2	1	✓	0,14	ABC
15S1D020034W4R01	20	20	85	20	60	5,4	2	1	✓	0,16	ABC
15S1E025039W5R01	25	25	95	25	63	7,0	2	1	✓	0,28	DEF
15S1F030049W5R01	30	25	105	30	73	8,9	2	1	✓	0,35	GHI
15S1F032049W5R01	32	25	105	32	73	8,9	2	1	✓	0,37	GHI
15S1J040060W6R01	40	32	120	40	84	13,0	2	1	✓	0,68	JKL

A SHLT060204N-PH

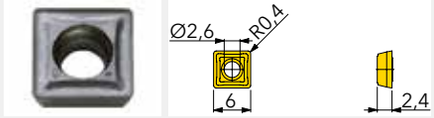

B SHGT060204-HP

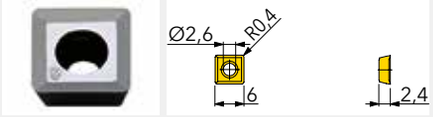

C SHLT060204N

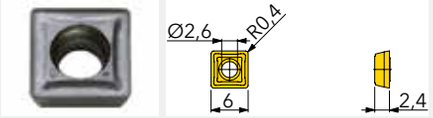

D SPLT07T308N-PH

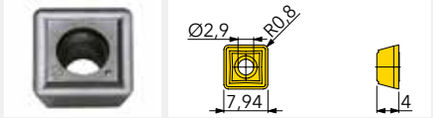

E SDGT07T308-HP

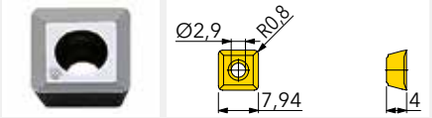

F SPLT07T308N

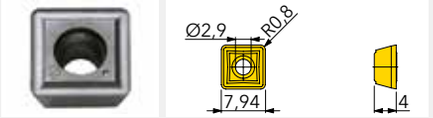

G SHLT090408N-PH1

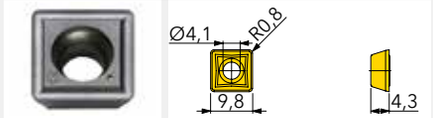

H SHGT090408-HP

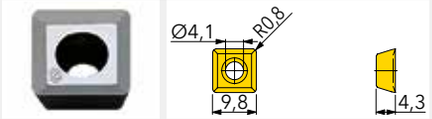

I SHLT090408N

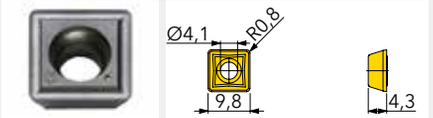

J SPLT140512N-PH

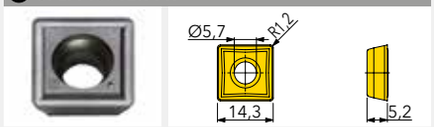

K SDGT140512-HP

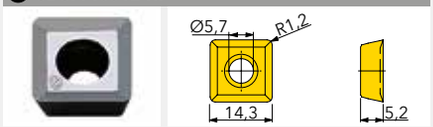

L SPLT140512N

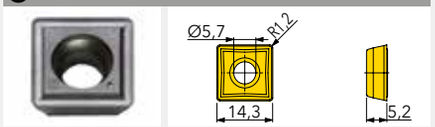

Designation Réf. de l'article	fz(min/max)	Design Conception	Grade Nuance	IN10K	IN2005	IN2010	IN2530				
SHLT060204N-PH	0,06/0,20	positive geometry R0,4 / Géométrie positive R0,4			●		●				
SHGT060204-HP	0,08/0,15	non-ferrous geometry, polished R0,4 / Géo. pour mat. non fer., polie R0,4		●							
SHLT060204N	0,08/0,25	cast iron geometry R0,4 / Géométrie fonte R 0,4				●					
SPLT07T308N-PH	0,06/0,20	positive geometry R0,8 / Géométrie positive R0,8			●		●				
SDGT07T308-HP	0,08/0,15	non-ferrous geometry, polished R0,8 / Géo. pour mat. non fer., polie R0,8		●							
SPLT07T308N	0,10/0,25	cast iron geometry R0,8 / Géométrie fonte R 0,8				●					
SHLT090408N-PH1	0,07/0,22	positive geometry R0,8 / Géométrie positive R0,8			●		●				
SHGT090408-HP	0,10/0,20	non-ferrous geometry, polished R0,8 / Géo. pour mat. non fer., polie R0,8		●							
SHLT090408N	0,12/0,25	cast iron geometry R0,8 / Géométrie fonte R 0,8				●					
SPLT140512N-PH	0,06/0,26	positive geometry R1,2 / Géométrie positive R1,2			●		●				
SDGT140512-HP	0,15/0,26	non-ferrous geometry, polished R1,2 / Géo. pour mat. non fer., polie R1,2		●							
SPLT140512N	0,18/0,30	cast iron geometry R1,2 / Géométrie fonte R 1,2				●					

● = P ● = M ● = K ● = N ● = S ○ = H

SPARE PARTS
ACCESSOIRES





Diameter Range / Diamètres

16 - 20	SM22-052-00 (0,8Nm)	DS-T07S
25	SM25-064-00 (1,1Nm)	DS-T08S
30 - 32	SM35-088-60 (3,0Nm)	DS-T10S
40	SM50-122-50 (7,5Nm)	DS-T20S

① = Insert screw / Vis de serrage plaquette ② = Screw driver / Tournevis

ADAPTION ACC. TO DIN 1835 B (WELDON)
ATTACHEMENT DIN 1835 B (WELDON)



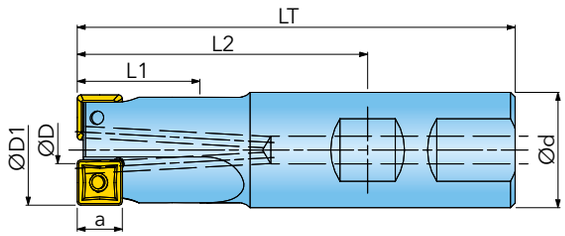

Designation Réf. de l'article	D	D1	d	LT	L1	L2	a	Z	IK	kg	Related Insert Plaquette préconisée
15C1C010025W2R01	4,5	10	12	70	10	47,5	4,5	1	✓	0,10	ABC
15C1C011025W2R01	4,5	11	12	70	11	47,5	4,5	1	✓	0,10	ABC
15C1C013027W3R01	4,5	13	16	75	13	51	4,5	2	✓	0,11	ABC
15C1D015025W4R01	4,5	15	20	75	15	50	5,4	2	✓	0,13	DEF
15C1D018025W4R01	7,5	18	20	75	18	50	5,4	2	✓	0,14	DEF
15C1D020035W4R01	9,5	20	20	85	20	60	5,4	2	✓	0,16	DEF
15C1F024039W5R01	6,5	24	25	95	24	63	7,0	2	✓	0,27	GHI
15C1G026044W5R01	5,0	26	25	100	26	68	10,5	2	✓	0,29	JKL
15C1G030049W5R01	9,0	30	25	105	30	73	10,5	2	✓	0,35	JKL
15C1G033049W5R01	12,0	33	25	105	33	73	10,5	2	✓	0,38	JKL
15C1G036050W6R01	15,0	36	32	110	36	74	10,5	3	✓	0,56	JKL
15C1J040060W6R01	14,5	40	32	120	40	84	13	3	✓	0,62	MNO
15C1J048060W7R01	22,0	48	40	130	48	90	13	3	✓	1,10	MNO

Diameter D corresponds with the minimum diameter of the through hole / D représente le diamètre minimal de l'avant trou

SPARE PARTS
ACCESSOIRES

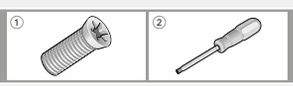

Diameter Range / Diamètres

4,5	SM20-043-00 (0,7Nm)	DS-TP06S (TX-Plus)
4,5 - 9,5	SM22-052-00 (0,8Nm)	DS-T07S
6,5	SM35-088-60 (3,0Nm)	DS-T10S
5,0 - 15,0	SM40-093-20 (4,5Nm)	DS-T15S
14,5 - 22,0	SM50-122-50 (7,5Nm)	DS-T20S

① = Insert screw / Vis de serrage plaquette ② = Screw driver / Tournevis

Member IMC Group Ingersoll Cutting Tools

A SCLT050204N-PH

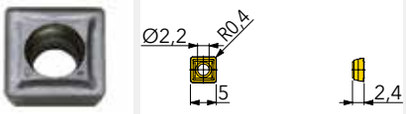

B SHGT050204-HP

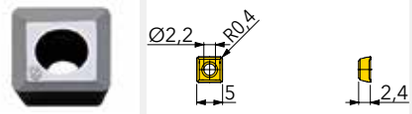

C SCLT050204N

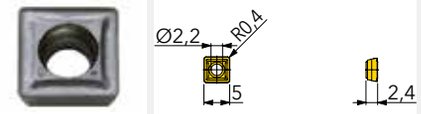

D SHLT060204N-PH

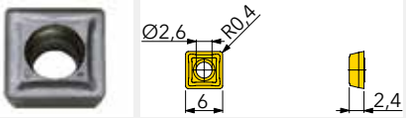

E SHGT060204-HP

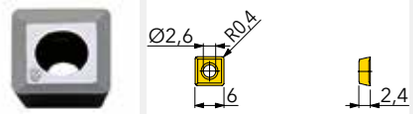

F SHLT060204N

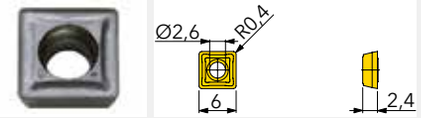

G SHLT090408N-PH1

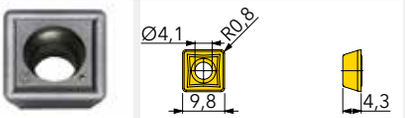

H SHGT090408-HP

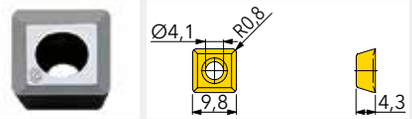

I SHLT090408N

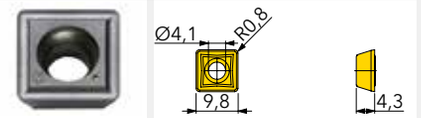

J SHLT110408N-PH1

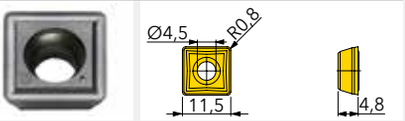

K SHGT110408-HP

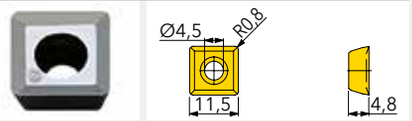

L SHLT110408N

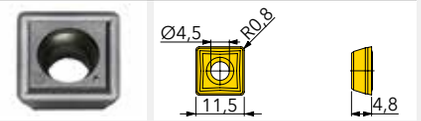

M SPLT140512N-PH

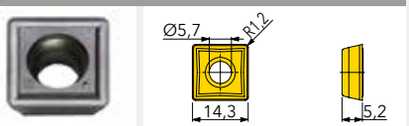

N SDGT140512-HP

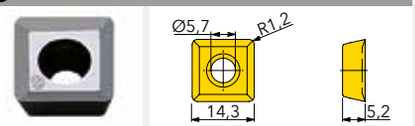

O SPLT140512N

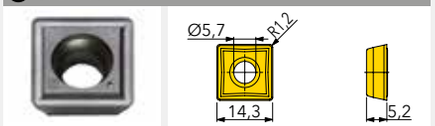

Designation Réf. de l'article	fz(min/max)	Design Conception	Grade Nuance	IN10K	IN2005	IN2010	IN2530				
SCLT050204N-PH	0,05/0,12	positive geometry R0,4 / Géométrie positive R0,4			●		●				
SHGT050204-HP	0,05/0,12	non-ferrous geometry, polished R0,4 / Géo. pour mat. non fer., polie R0,4		●							
SCLT050204N	0,05/0,12	cast iron geometry R0,4 / Géométrie fonte R 0,4				●					
SHLT060204N-PH	0,06/0,20	positive geometry R0,4 / Géométrie positive R0,4			●		●				
SHGT060204-HP	0,08/0,15	non-ferrous geometry, polished R0,4 / Géo. pour mat. non fer., polie R0,4		●							
SHLT060204N	0,08/0,25	cast iron geometry R0,4 / Géométrie fonte R 0,4				●					
SHLT090408N-PH1	0,07/0,22	positive geometry R0,8 / Géométrie positive R0,8			●		●				
SHGT090408-HP	0,10/0,20	non-ferrous geometry, polished R0,8 / Géo. pour mat. non fer., polie R0,8		●							
SHLT090408N	0,12/0,25	cast iron geometry R0,8 / Géométrie fonte R 0,8				●					
SHLT110408N-PH1	0,08/0,23	positive geometry R0,8 / Géométrie positive R0,8			●		●				
SHGT110408-HP	0,14/0,23	non-ferrous geometry, polished R0,8 / Géo. pour mat. non fer., polie R0,8		●							
SHLT110408N	0,16/0,28	cast iron geometry R0,8 / Géométrie fonte R 0,8				●					
SPLT140512N-PH	0,06/0,26	positive geometry R1,2 / Géométrie positive R1,2			●		●				
SDGT140512-HP	0,15/0,26	non-ferrous geometry, polished R1,2 / Géo. pour mat. non fer., polie R1,2		●							
SPLT140512N	0,18/0,30	cast iron geometry R1,2 / Géométrie fonte R 1,2				●					

● = P ● = M ● = K ● = N ● = S ○ = H

SCREW-IN TYPE ADAPTION
ATTACHEMENT FILETÉ



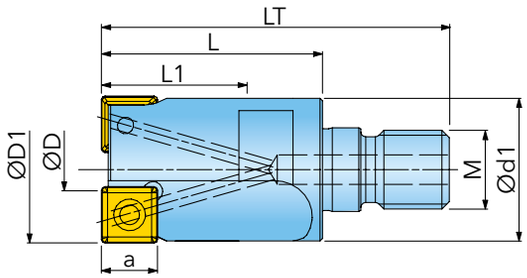

Designation Réf. de l'article	D	D1	d1	LT	L	L1	a	M	Z	IK	kg	Related Insert Plaquette préconisée
15C1D015030X5R01	4,5	15	13	47,8	30	15	4,5	M8	2	✓	0,03	ABC
15C1D018030X5R01	7,5	18	13	47,8	30	18	4,5	M8	2	✓	0,04	ABC
15C1D020035X6R01	9,5	20	18	54,8	35	20	4,5	M10	2	✓	0,06	ABC
15C1F024035X7R01	6,5	24	21	57	35	24	5,4	M12	2	✓	0,07	DEF
15C1G026040X7R01	5,0	26	21	62	40	26	7,0	M12	2	✓	0,08	GHI
15C1G030045X8R01	9,0	30	29	69	45	30	7,0	M16	2	✓	0,15	GHI
15C1G033050X8R01	12,0	33	29	74	50	33	7,0	M16	2	✓	0,20	GHI
15C1G036050X8R01	15,0	36	29	74	50	36	7,0	M16	2	✓	0,24	GHI
15C1J040060X8R01	14,5	40	29	84	60	40	10,5	M16	2	✓	0,30	JKL
15C1J048070X8R01	22,0	48	29	94	70	48	10,5	M16	2	✓	0,50	JKL

Diameter D corresponds with the minimum diameter of the through hole / D représente le diamètre minimal de l'avant trou

Member IMC Group Ingersoll Cutting Tools

A SHLT060204N-PH

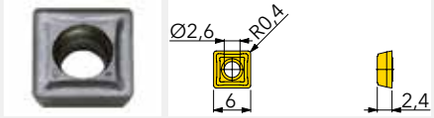

B SHGT060204-HP

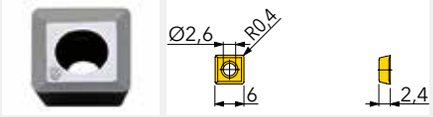

C SHLT060204N

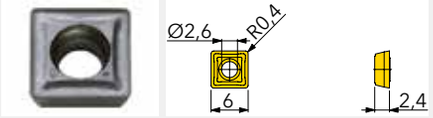

D SHLT090408N-PH1

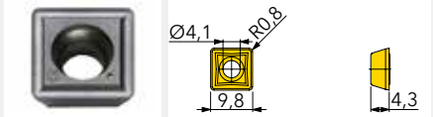

E SHGT090408-HP

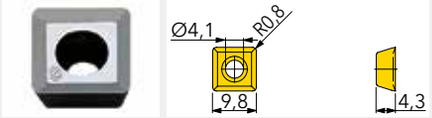

F SHLT090408N

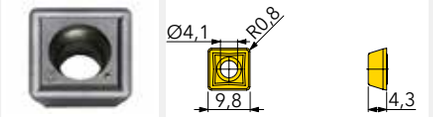

G SHLT110408N-PH1

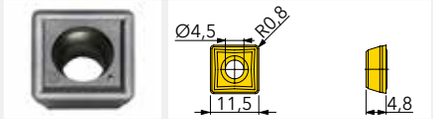

H SHGT110408-HP

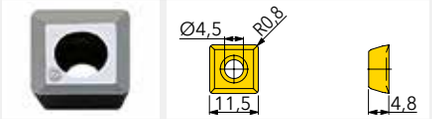

I SHLT110408N

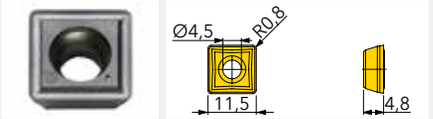

J SPLT140512N-PH

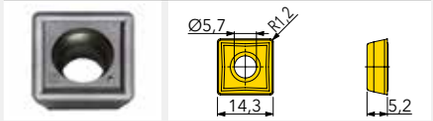

K SDGT140512-HP

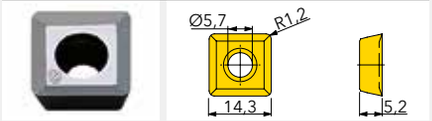

L SPLT140512N

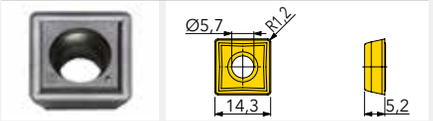

Designation Réf. de l'article	fz(min/max)	Design Conception	Grade Nuance	IN10K	IN2005	IN2010	IN2530				
SHLT060204N-PH	0,06/0,20	positive geometry R0,4 / Géométrie positive R0,4			●		●				
SHGT060204-HP	0,08/0,15	non-ferrous geometry, polished R0,4 / Géo. pour mat. non fer., polie R0,4		●							
SHLT060204N	0,08/0,25	cast iron geometry R0,4 / Géométrie fonte R 0,4				●					
SHLT090408N-PH1	0,07/0,22	positive geometry R0,8 / Géométrie positive R0,8			●		●				
SHGT090408-HP	0,10/0,20	non-ferrous geometry, polished R0,8 / Géo. pour mat. non fer., polie R0,8		●							
SHLT090408N	0,12/0,25	cast iron geometry R0,8 / Géométrie fonte R 0,8				●					
SHLT110408N-PH1	0,08/0,23	positive geometry R0,8 / Géométrie positive R0,8			●		●				
SHGT110408-HP	0,14/0,23	non-ferrous geometry, polished R0,8 / Géo. pour mat. non fer., polie R0,8		●							
SHLT110408N	0,16/0,28	cast iron geometry R0,8 / Géométrie fonte R 0,8				●					
SPLT140512N-PH	0,06/0,26	positive geometry R1,2 / Géométrie positive R1,2			●		●				
SDGT140512-HP	0,15/0,26	non-ferrous geometry, polished R1,2 / Géo. pour mat. non fer., polie R1,2		●							
SPLT140512N	0,18/0,30	cast iron geometry R1,2 / Géométrie fonte R 1,2				●					

● = P ● = M ● = K ● = N ● = S ○ = H

SPARE PARTS ACCESSOIRES





Diameter Range / Diamètres

4,5 - 9,5	SM22-052-00 (0,8Nm)	DS-T07S
6,5	SM35-088-60 (3,0Nm)	DS-T10S
5,0 - 15,0	SM40-093-20 (4,5Nm)	DS-T15S
14,5 - 22,0	SM50-122-50 (7,5Nm)	DS-T20S

① = Insert screw / Vis de serrage plaquette ② = Screw driver / Tournevis

ADAPTION ACC. TO DIN 1835 B
ATTACHEMENT COMPATIBLE DIN 1835 B



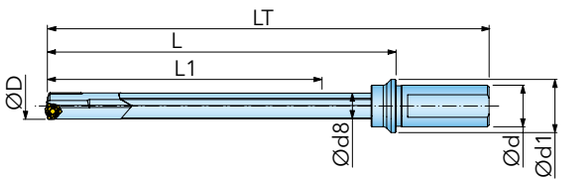

Designation Réf. de l'article	D	d	d1	d8	LT	L	L1	Z	IK	kg	Related Insert Plaquette préconisée
GT10000159JER01	10	20	25	9,5	234,5	184,5	159,3	1	✓	0,18	A B
GT10000212JER01	10	20	25	9,5	287	237	211,8	1	✓	0,22	A B
GT10000264JER01	10	20	25	9,5	339,5	289,5	264,3	1	✓	0,25	A B
GT10500167JER01	10,5	20	25	10	243	193	166,8	1	✓	0,20	A B
GT10500222JER01	10,5	20	25	10	298	248	221,8	1	✓	0,24	A B
GT10500277JER01	10,5	20	25	10	353	303	276,8	1	✓	0,27	A B
GT11000182JER01	11	20	25	10,5	259	209	181,8	1	✓	0,20	A C
GT11000242JER01	11	20	25	10,5	319	269	241,8	1	✓	0,26	A C
GT11000302JER01	11	20	25	10,5	379	329	301,8	1	✓	0,29	A C
GT11500182JER01	11,5	20	25	11	259	209	181,8	1	✓	0,22	A C
GT11500242JER01	11,5	20	25	11	319	269	241,8	1	✓	0,28	A C
GT11500302JER01	11,5	20	25	11	379	329	301,8	1	✓	0,32	A C

A ZPHT060204R-DT



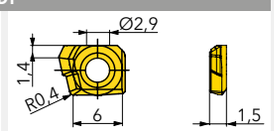

B PAD-GP04-016-045DC



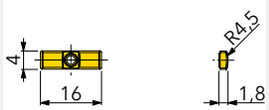

C PAD-GP04-016-050DC



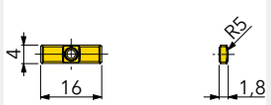

Designation Réf. de l'article	fz(min/max)	Design Conception	Grade Nuance	IN2005
ZPHT060204R-DT	0,04/0,14	positive DT-wiper geometry R0,4 / Géométrie DT positive wiper R0,4		
PAD-GP04-016-045DC	-/-	Guide Pad / Patin de guidage		
PAD-GP04-016-050DC	-/-	Guide Pad / Patin de guidage		

● = P ● = M ● = K ● = N ● = S ○ = H

SPARE PARTS
ACCESSOIRES





Diameter Range / Diamètres

10 - 11,5	SR M2.5X0.35L3.8	CSTB2

① = Insert screw / Insert screw ② = Insert screw / Vis de serrage

Member IMC Group Ingersoll Cutting Tools












ADAPTION ACC. TO DIN 1835 B
ATTACHEMENT COMPATIBLE DIN 1835 B



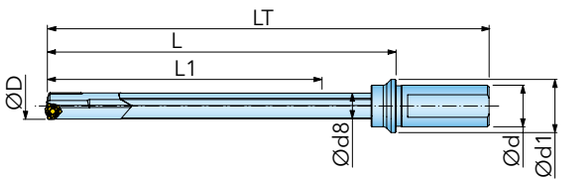

Designation Réf. de l'article	D	d	d1	d8	LT	L	L1	Z	IK	kg	Related Insert Plaquette préconisée
GT12000197JER01	12	20	25	11,5	275	225	196,8	1	✓	0,28	AB
GT12000262JER01	12	20	25	11,5	340	290	261,8	1	✓	0,32	AB
GT12000327JER01	12	20	25	11,5	405	355	326,8	1	✓	0,35	AB
GT12500197JER01	12,5	20	25	12	276	226	196,8	1	✓	0,30	AB
GT12500262JER01	12,5	20	25	12	341	291	261,8	1	✓	0,35	AB
GT12500327JER01	12,5	20	25	12	406	356	326,8	1	✓	0,38	AB
GT13000212JFR01	13	25	32	12,5	301	245	211,8	1	✓	0,43	AB
GT13000282JFR01	13	25	32	12,5	371	215	281,8	1	✓	0,46	AB
GT13000352JFR01	13	25	32	12,5	441	385	351,8	1	✓	0,49	AB
GT13500212JFR01	13,5	25	32	13	301	245	211,8	1	✓	0,46	AB
GT13500282JFR01	13,5	25	32	13	371	315	281,8	1	✓	0,48	AB
GT13500352JFR01	13,5	25	32	13	441	385	351,8	1	✓	0,52	AB
GT14000225JFR01	14	25	32	13,5	317	245	227	1	✓	0,48	CDEF
GT14000300JFR01	14	25	32	13,5	392	336	302	1	✓	0,52	CDEF
GT14000375JFR01	14	25	32	13,5	467	411	375	1	✓	0,56	CDEF
GT14500225JFR01	14,5	25	32	14	318	262	227	1	✓	0,49	CDEF
GT14500300JFR01	14,5	25	32	14	393	337	302	1	✓	0,53	CDEF
GT14500375JFR01	14,5	25	32	14	468	412	377	1	✓	0,57	CDEF
GT15000240JFR01	15	25	32	14,5	334	278	242	1	✓	0,50	CDEF
GT15000320JFR01	15	25	32	14,5	414	358	322	1	✓	0,55	CDEF
GT15000400JFR01	15	25	32	14,5	494	438	402	1	✓	0,61	CDEF
GT16000160JFR02	16	25	32	15,5	265	209	172,2	1	✓	0,51	GHIJ
GT16000240JFR02	16	25	32	15,5	350	294	257,2	1	✓	0,57	GHIJ
GT16000400JFR02	16	25	32	15,5	520	464	427,2	1	✓	0,67	GHIJ
GT16500165JFR02	16,5	25	32	15,5	265	209	172,2	1	✓	0,52	GHIJ
GT16500248JFR02	16,5	25	32	15,5	350	294	257,2	1	✓	0,58	GHIJ
GT16500413JFR02	16,5	25	32	15,5	520	464	427,2	1	✓	0,68	GHIJ
GT17000170JFR02	17	25	32	16,2	276	220	182,2	1	✓	0,53	GHIJ
GT17000255JFR02	17	25	32	16,2	366	310	272,2	1	✓	0,59	GHIJ
GT17000425JFR02	17	25	32	16,2	546	490	450	1	✓	0,71	GHIJ
GT17500263JFR02	17,5	25	32	16,2	366	310	272,2	1	✓	0,60	GHIJ
GT17500445JFR02	17,5	25	32	16,2	546	490	452,2	1	✓	0,72	GHIJ
GT18000180JFR02	18	25	32	17,2	288	232	192,2	1	✓	0,54	GHIJ
GT18000270JFR02	18	25	32	17,2	383	327	287,2	1	✓	0,61	GHIJ
GT18000450JFR02	18	25	32	17,2	573	517	477,2	1	✓	0,73	GHIJ

Member IMC Group Ingersoll Cutting Tools

A LPHT060204R-DT



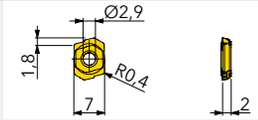

B PAD-GP04-016-055DC



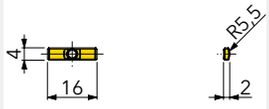

C TPHT070304R-DT



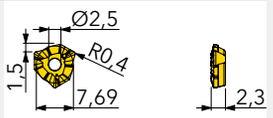

D TPHT070304R-ML



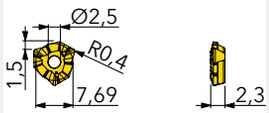

E PAD-GP05-018-060



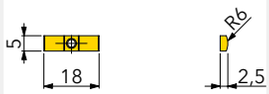

F PAD-GP05-018-060DC



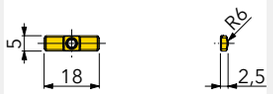

G TPHT080305R-DT





H TPHT080305R-ML





I PAD-GP05-018-075



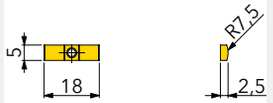

J PAD-GP05-018-075DC



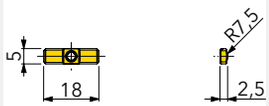

Designation Réf. de l'article	fz(min/max)	Design Conception	Grade Nuance	IN2005	IN2030	IN2040					
LPHT060204R-DT	0,06/0,16	positive DT-wiper geometry R0,4 / Géométrie DT positive wiper R0,4		●							
PAD-GP04-016-055DC	-/-	Guide Pad / Patin de guidage		●	●						
TPHT070304R-DT	0,06/0,12	positive wiper geometry R0,4 / Géométrie positive wiper R0,4		●							
TPHT070304R-ML	0,03/0,15	positive ML-wiper geometry R0,4 / Géométrie ML positive wiper R0,4		●							
PAD-GP05-018-060	-/-	Guide Pad / Patin de guidage				●					
PAD-GP05-018-060DC	-/-	Guide Pad / Patin de guidage		●	●						
TPHT080305R-DT	0,08/0,14	positive wiper geometry R0,5 / Géométrie positive wiper R0,5		●							
TPHT080305R-ML	0,03/0,15	positive ML-wiper geometry R0,5 / Géométrie ML positive wiper R0,5		●							
PAD-GP05-018-075	-/-	Guide Pad / Patin de guidage				●					
PAD-GP05-018-075DC	-/-	Guide Pad / Patin de guidage		●	●						

● = P ● = M ● = K ● = N ● = S ○ = H

SPARE PARTS ACCESSOIRES





Diameter Range / Diamètres

12 - 13,5	SR10503833L040	TS 20043I/HG-P
14 - 18	SR14-560/S	SM22-046-00

① = Insert screw / Vis de serrage plaquette ② = Insert screw / Vis de serrage plaquette

ADAPTION ACC. TO DIN 1835 B
ATTACHEMENT COMPATIBLE DIN 1835 B



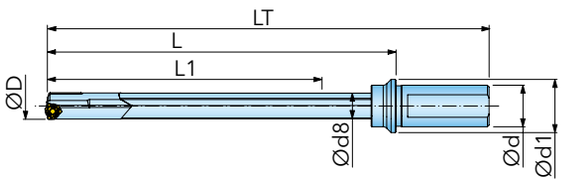

Designation Réf. de l'article	D	d	d1	d8	LT	L	L1	Z	IK	kg	Related Insert Plaquette préconisée
GT18500278JFR01	18,5	25	32	17,2	383	327	288	1	✓	0,63	ABCD
GT18500463JFR01	18,5	25	32	17,2	573	517	478	1	✓	0,76	ABCD
GT19000190JFR01	19	25	32	18,2	299	243	203	1	✓	0,57	ABCD
GT19000285JFR01	19	25	32	18,2	399	343	303	1	✓	0,64	ABCD
GT19000475JFR01	19	25	32	18,2	599	543	503	1	✓	0,80	ABCD
GT19500293JFR01	19,5	25	32	18,2	399	343	303	1	✓	0,65	ABCD
GT19500488JFR01	19,5	25	32	18,2	599	543	503	1	✓	0,81	ABCD
GT20000200JGR01	20	32	40	19	315	255	213	1	✓	0,73	ABCD
GT20000300JGR01	20	32	40	19	420	360	318	1	✓	0,80	ABCD
GT20000500JGR01	20	32	40	19	630	570	528	1	✓	0,90	ABCD
GT21000315JGR01	21	32	40	20	436	376	333,2	1	✓	0,91	EFCD
GT21000525JGR01	21	32	40	20	656	596	553,2	1	✓	1,13	EFCD
GT22000330JGR01	22	32	40	21	453	393	348,4	1	✓	0,96	GHIJ
GT22000550JGR01	22	32	40	21	683	623	578,4	1	✓	1,41	GHIJ
GT23000345JGR01	23	32	40	22	469	409	363,4	1	✓	1,03	GHIJ
GT23000575JGR01	23	32	40	22	709	649	603,4	1	✓	1,54	GHIJ
GT24000360JGR01	24	32	40	23	486	426	378,4	1	✓	1,10	GHIJ
GT24000600JGR01	24	32	40	23	736	676	628,4	1	✓	1,62	GHIJ
GT25000375JGR01	25	32	40	24	502	442	393,4	1	✓	1,16	GHIJ
GT25000625JGR01	25	32	40	24	762	702	653,4	1	✓	1,76	GHIJ
GT26000390JHR01	26	40	50	25	519	449	408,4	1	✓	1,56	KLMN
GT26000650JHR01	26	40	50	25	789	729	678,7	1	✓	2,30	KLMN
GT27000405JHR01	27	40	50	26	545	475	423,7	1	✓	1,66	KLMN
GT27000675JHR01	27	40	50	26	815	755	703,7	1	✓	2,46	KLMN
GT28000420JHR01	28	40	50	27	547	477	423,7	1	✓	1,75	KLMN
GT28000700JHR01	28	40	50	27	817	757	703,7	1	✓	2,58	KLMN

SPARE PARTS
ACCESSOIRES

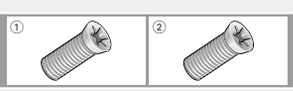

Diameter Range / Diamètres

18,5 - 20	SR14-560/S	SM22-046-00
21	SR34-506	SM22-046-00
22 - 25	SR14-571/S	SM22-046-00
26 - 28	SR14-506	SM22-046-00

① = Insert screw / Vis de serrage plaquette ② = Insert screw / Vis de serrage plaquette

Member IMC Group Ingersoll Cutting Tools

A TPHT090305R-DT

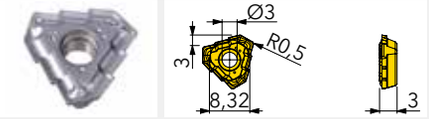

B TPHT090305R-ML

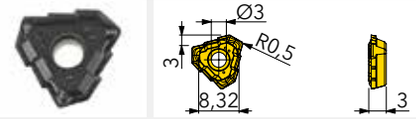

C PAD-GP06-020-085

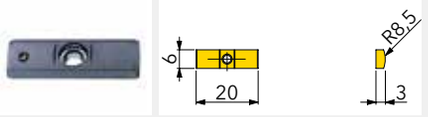

D PAD-GP06-020-085DC

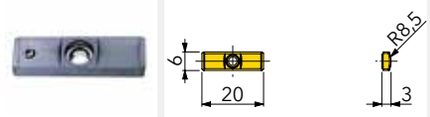

E TPHT100305R-DT

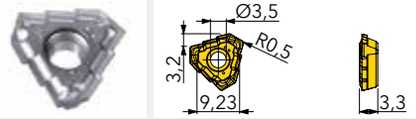

F TPHT100305R-ML

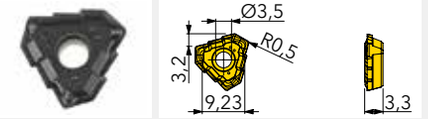

G TPHT110405R-DT

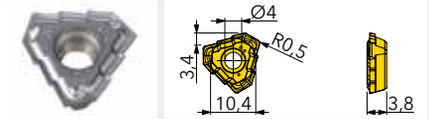

H TPHT110405R-ML

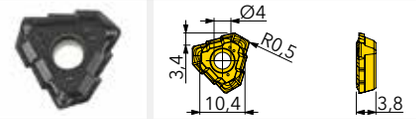

I PAD-GP06-020-100

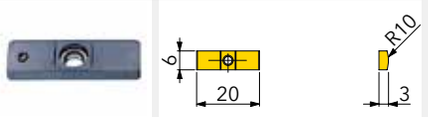

J PAD-GP06-020-100DC

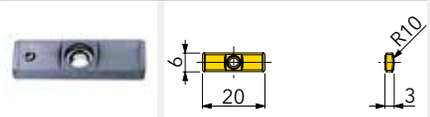

K TPHT120405R-DT

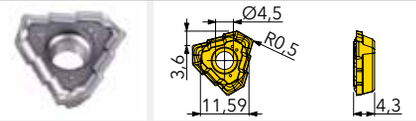

L TPHT120405R-ML

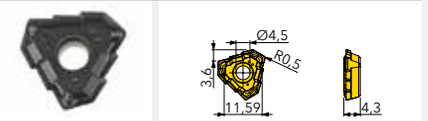

M PAD-GP06-020-120

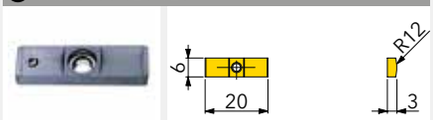

N PAD-GP06-020-120DC

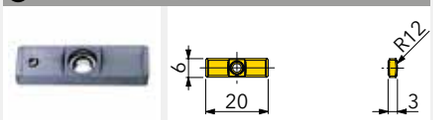

Designation Réf. de l'article	fz(min/max)	Design Conception	Grade Nuance	IN2005	IN2030	IN2040					
TPHT090305R-DT	0,08/0,14	positive wiper geometry R0,5 / Géométrie positive wiper R0,5		●							
TPHT090305R-ML	0,03/0,18	positive ML-wiper geometry R0,5 / Géométrie ML positive wiper R0,5		●							
PAD-GP06-020-085	-/-	Guide Pad / Patin de guidage				●					
PAD-GP06-020-085DC	-/-	Guide Pad / Patin de guidage		●	●						
TPHT100305R-DT	0,08/0,16	positive wiper geometry R0,5 / Géométrie positive wiper R0,5		●							
TPHT100305R-ML	0,03/0,18	positive ML-wiper geometry R0,5 / Géométrie ML positive wiper R0,5		●							
TPHT110405R-DT	0,08/0,18	positive wiper geometry R0,5 / Géométrie positive wiper R0,5		●							
TPHT110405R-ML	0,03/0,18	positive ML-wiper geometry R0,5 / Géométrie ML positive wiper R0,5		●							
PAD-GP06-020-100	-/-	Guide Pad / Patin de guidage				●					
PAD-GP06-020-100DC	-/-	Guide Pad / Patin de guidage		●	●						
TPHT120405R-DT	0,08/0,20	positive wiper geometry R0,5 / Géométrie positive wiper R0,5		●							
TPHT120405R-ML	0,03/0,18	positive ML-wiper geometry R0,5 / Géométrie ML positive wiper R0,5		●							
PAD-GP06-020-120	-/-	Guide Pad / Patin de guidage				●					
PAD-GP06-020-120DC	-/-	Guide Pad / Patin de guidage		●	●						

● = P ● = M ● = K ● = N ● = S ○ = H

ADAPTION ACC. TO DIN 1835 B
ATTACHEMENT COMPATIBLE DIN 1835 B



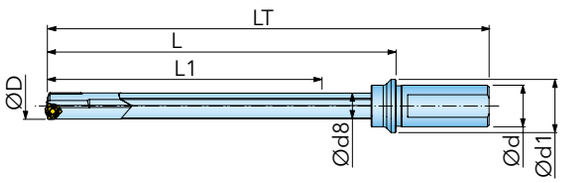

Designation Réf. de l'article	D	d	d1	d8	LT	L	L1	Z	IK	kg	Related Insert Plaquette préconisée
GT29000295JHR01	29	40	46	27	430	360	295	1	✓	2,22	ABCD
GT29000585JHR01	29	40	46	27	720	650	585	1	✓	2,65	ABCD
GT30000315JHR01	30	40	46	28	453	383	315	1	✓	2,27	ABEF
GT30000625JHR01	30	40	46	28	763	693	625	1	✓	2,70	ABEF
GT31000315JHR01	31	40	46	29	453	383	315	1	✓	2,32	ABEF
GT31000625JHR01	31	40	46	29	763	693	625	1	✓	2,75	ABEF
GT32000325JHR01	32	40	46	30	465	395	325	1	✓	2,37	ABEF
GT32000645JHR01	32	40	46	30	785	715	645	1	✓	2,80	ABEF

A TPHT130408R-DT



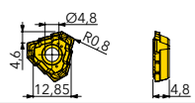

B TPHT130408R-ML



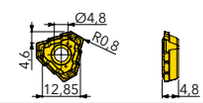

C PAD-GP06-020-120



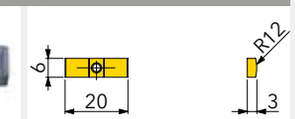

D PAD-GP06-020-120DC



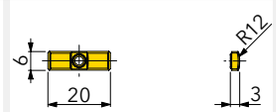

E PAD-GP07-020-120



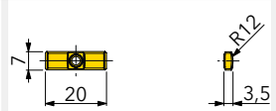

F PAD-GP07-020-120DC



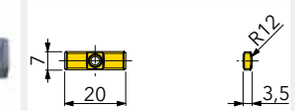

Designation Réf. de l'article	fz(min/max)	Design Conception	Grade Nuance	IN2005	IN2030	IN2040
TPHT130408R-DT	0,08/0,22	positive wiper geometry R0,8 / Géométrie positive wiper R0,8		●		
TPHT130408R-ML	0,03/0,18	positive wiper geometry R0,8 / Géométrie positive wiper R0,8		●		
PAD-GP06-020-120	-/-	Guide Pad / Patin de guidage				●
PAD-GP06-020-120DC	-/-	Guide Pad / Patin de guidage		●	●	
PAD-GP07-020-120	-/-	Guide Pad / Patin de guidage				●
PAD-GP07-020-120DC	-/-	Guide Pad / Patin de guidage		●	●	

● = P ● = M ● = K ● = N ● = S ○ = H

SPARE PARTS
ACCESSOIRES





Diameter Range / Diamètres

29	SR16-212/L10	SM22-046-00
30 - 32	SR16-212/L10	CSTB3S

① = Insert screw / Vis de serrage plaquette ② = Insert screw / Vis de serrage plaquette

Member IMC Group Ingersoll Cutting Tools

ADAPTION ACC. TO DIN 1835 B
ATTACHEMENT COMPATIBLE DIN 1835 B



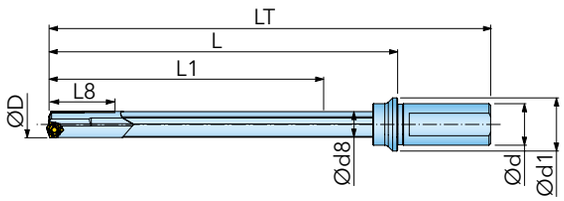

Designation Réf. de l'article	D	d	d1	LT	L	L1	L8	Z	IK	kg	Related Insert Plaquette préconisée
GTADP14000350JFR01	14	25	32	467	411	377	36	1	✓	0,56	ABCD
GTADP15000375JFR01	15	25	32	494	438	402	36	1	✓	0,61	ABCD
GTADP16000400JFR01	16	25	32	520	464	427	36	1	✓	0,67	EFGH
GTADP18000450JFR01	18	25	32	573	517	477	36	1	✓	0,73	EFGH

A TPHT070304R-DT

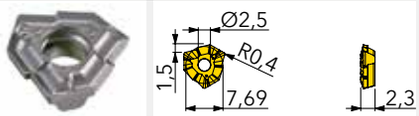

B TPHT070304R-ML

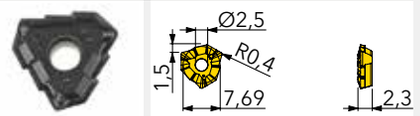

C PAD-GP05-018-060

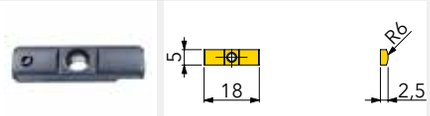

D PAD-GP05-018-060DC

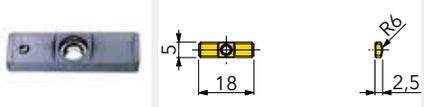

E TPHT080305R-DT

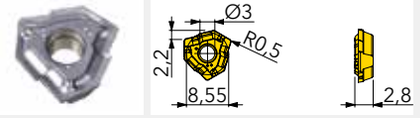

F TPHT080305R-ML

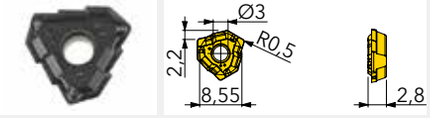

G PAD-GP05-018-075

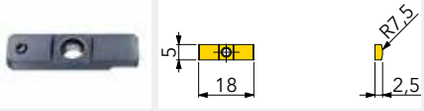

H PAD-GP05-018-075DC

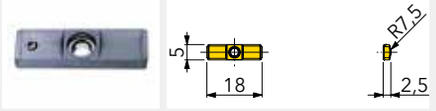

Designation Réf. de l'article	fz(min/max)	Design Conception	Grade Nuance	IN2005	IN2030	IN2040
TPHT070304R-DT	0,06/0,12	positive wiper geometry R0,4 / Géométrie positive wiper R0,4		●		
TPHT070304R-ML	0,03/0,15	positive ML-wiper geometry R0,4 / Géométrie ML positive wiper R0,4		●		
PAD-GP05-018-060	-/-	Guide Pad / Patin de guidage				●
PAD-GP05-018-060DC	-/-	Guide Pad / Patin de guidage		●	●	
TPHT080305R-DT	0,08/0,14	positive wiper geometry R0,5 / Géométrie positive wiper R0,5		●		
TPHT080305R-ML	0,03/0,15	positive ML-wiper geometry R0,5 / Géométrie ML positive wiper R0,5		●		
PAD-GP05-018-075	-/-	Guide Pad / Patin de guidage				●
PAD-GP05-018-075DC	-/-	Guide Pad / Patin de guidage		●	●	

● = P ● = M ● = K ● = N ● = S ○ = H

SPARE PARTS
ACCESSOIRES

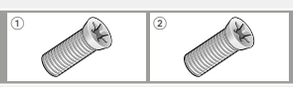

Diameter Range / Diamètres

14 - 18	SR14-560/S	SM22-046-00

① = Insert screw / Vis de serrage plaquette ② = Insert screw / Vis de serrage plaquette

ADAPTION ACC. TO DIN 1835 B
ATTACHEMENT COMPATIBLE DIN 1835 B



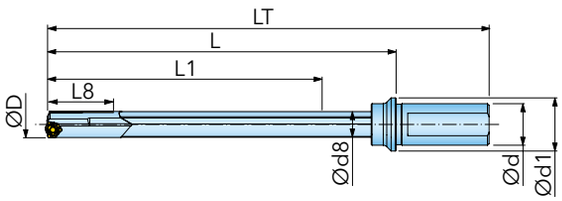

Designation Réf. de l'article	D	d	d1	LT	L	L1	L8	Z	IK	kg	Related Insert Plaquette préconisée
GTADP18500462JFR01	18,5	25	32	573	517	478	40	1	✓	0,76	ABCD
GTADP19000475JFR01	19	25	32	599	543	503	40	1	✓	0,80	ABCD
GTADP20000525JGR01	20	32	40	630	570	528	40	1	✓	0,90	ABCD
GTADP23000575JGR01	23	32	40	709	649	603	40	1	✓	1,54	EFGH
GTADP24000600JGR01	24	32	40	736	676	628	40	1	✓	1,62	EFGH
GTADP28000700JGR01	28	40	50	827	757	704	40	1	✓	2,58	IJKL

Member IMC Group Ingersoll Cutting Tools

A TPHT090305R-DT

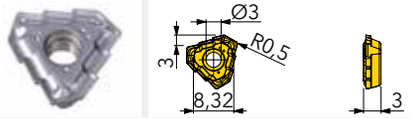

B TPHT090305R-ML

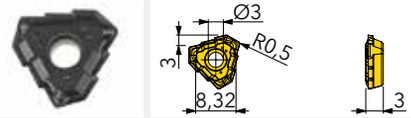

C PAD-GP06-020-085

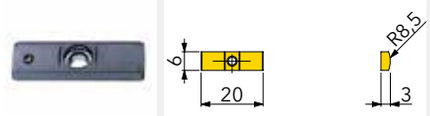

D PAD-GP06-020-085DC

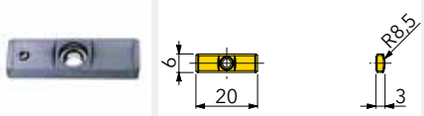

E TPHT110405R-DT

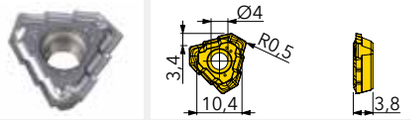

F TPHT110405R-ML

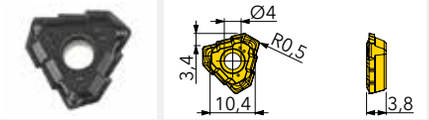

G PAD-GP06-020-100

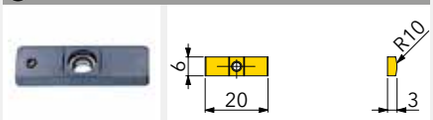

H PAD-GP06-020-100DC

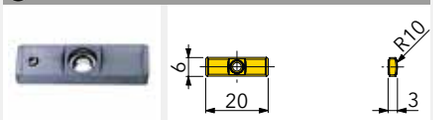

I TPHT120405R-DT

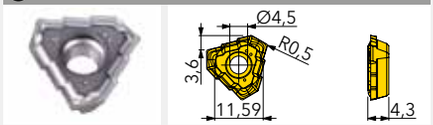

J TPHT120405R-ML

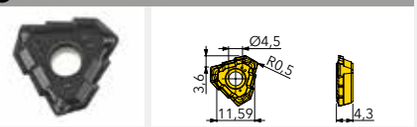

K PAD-GP06-020-120

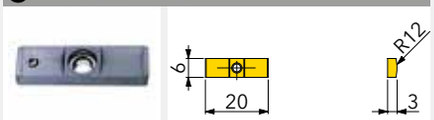

L PAD-GP06-020-120DC

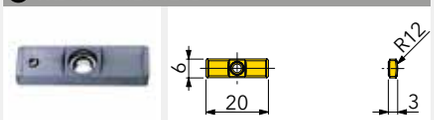

Designation Réf. de l'article	fz(min/max)	Design Conception	Grade Nuance	IN2005	IN2030	IN2040					
TPHT090305R-DT	0,08/0,14	positive wiper geometry R0,5 / Géométrie positive wiper R0,5		●							
TPHT090305R-ML	0,03/0,18	positive ML-wiper geometry R0,5 / Géométrie ML positive wiper R0,5		●							
PAD-GP06-020-085	-/-	Guide Pad / Patin de guidage				●					
PAD-GP06-020-085DC	-/-	Guide Pad / Patin de guidage		●	●						
TPHT110405R-DT	0,08/0,18	positive wiper geometry R0,5 / Géométrie positive wiper R0,5		●							
TPHT110405R-ML	0,03/0,18	positive ML-wiper geometry R0,5 / Géométrie ML positive wiper R0,5		●							
PAD-GP06-020-100	-/-	Guide Pad / Patin de guidage				●					
PAD-GP06-020-100DC	-/-	Guide Pad / Patin de guidage		●	●						
TPHT120405R-DT	0,08/0,20	positive wiper geometry R0,5 / Géométrie positive wiper R0,5		●							
TPHT120405R-ML	0,03/0,18	positive ML-wiper geometry R0,5 / Géométrie ML positive wiper R0,5		●							
PAD-GP06-020-120	-/-	Guide Pad / Patin de guidage				●					
PAD-GP06-020-120DC	-/-	Guide Pad / Patin de guidage		●	●						

● = P ● = M ● = K ● = N ● = S ○ = H

SPARE PARTS ACCESSOIRES





Diameter Range / Diamètres

18,5 - 20	SR14-560/S	SM22-046-00
23 - 24	SR14-571/S	SM22-046-00
28	SR14-506	SM22-046-00

① = Insert screw / Vis de serrage plaquette ② = Insert screw / Vis de serrage plaquette

ADAPTION ACC. TO DIN 1835 B
ATTACHEMENT COMPATIBLE DIN 1835 B



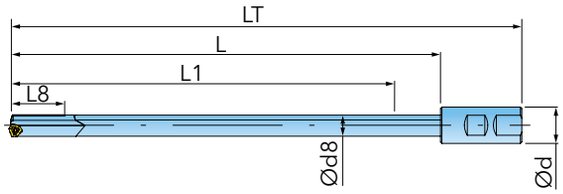

Designation Réf. de l'article	D	d	d8	LT	L	L1	L8	Z	IK	kg	Related Insert Plaquette préconisée
GTADP-1500-1652-W5-R01	15	25	14,5	1652	1596	1573	36	1	✓	1,74	ABCD
GTADP-1800-1652-W5-R01	18	25	17,2	1652	1596	1569	36	1	✓	1,80	EFGH
GTADP-2300-1653-W6-R01	23	32	22	1653	1593	1559	40	1	✓	3,40	IJKL
GTADP-2400-1653-W6-R01	24	32	23	1653	1593	1557	40	1	✓	3,70	IJKL

Member IMC Group Ingersoll Cutting Tools

A TPHT070304R-DT

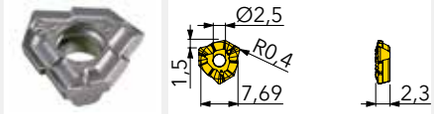

B TPHT070304R-ML

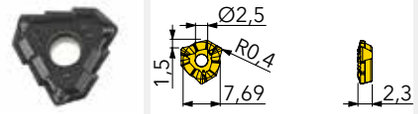

C PAD-GP05-018-060

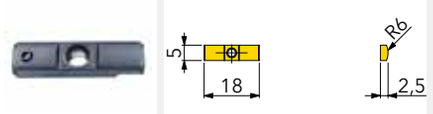

D PAD-GP05-018-060DC

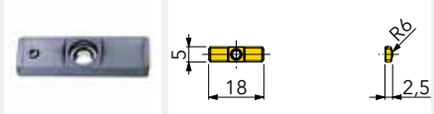

E TPHT080305R-DT

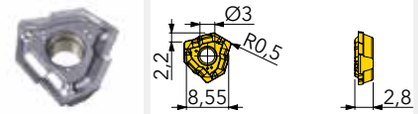

F TPHT080305R-ML

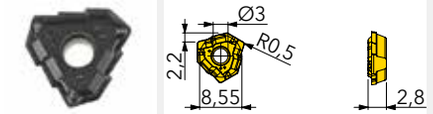

G PAD-GP05-018-075

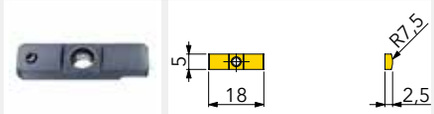

H PAD-GP05-018-075DC

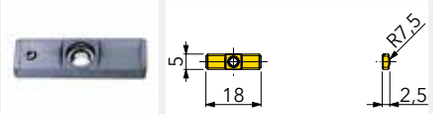

I TPHT110405R-DT

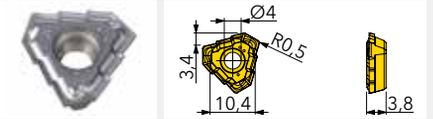

J TPHT110405R-ML

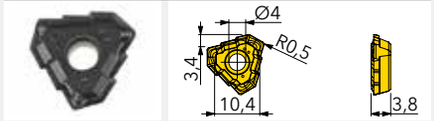

K PAD-GP06-020-100

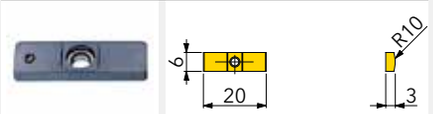

L PAD-GP06-020-100DC

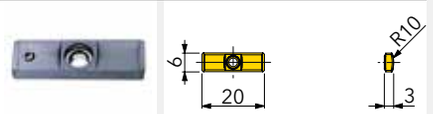

Designation Réf. de l'article	fz(min/max)	Design Conception	Grade Nuance	IN2005	IN2030	IN2040					
TPHT070304R-DT	0,06/0,12	positive wiper geometry R0,4 / Géométrie positive wiper R0,4		●							
TPHT070304R-ML	0,03/0,15	positive ML-wiper geometry R0,4 / Géométrie ML positive wiper R0,4		●							
PAD-GP05-018-060	-/-	Guide Pad / Patin de guidage				●					
PAD-GP05-018-060DC	-/-	Guide Pad / Patin de guidage		●	●						
TPHT080305R-DT	0,08/0,14	positive wiper geometry R0,5 / Géométrie positive wiper R0,5		●							
TPHT080305R-ML	0,03/0,15	positive ML-wiper geometry R0,5 / Géométrie ML positive wiper R0,5		●							
PAD-GP05-018-075	-/-	Guide Pad / Patin de guidage				●					
PAD-GP05-018-075DC	-/-	Guide Pad / Patin de guidage		●	●						
TPHT110405R-DT	0,08/0,18	positive wiper geometry R0,5 / Géométrie positive wiper R0,5		●							
TPHT110405R-ML	0,03/0,18	positive ML-wiper geometry R0,5 / Géométrie ML positive wiper R0,5		●							
PAD-GP06-020-100	-/-	Guide Pad / Patin de guidage				●					
PAD-GP06-020-100DC	-/-	Guide Pad / Patin de guidage		●	●						

● = P ● = M ● = K ● = N ● = S ○ = H

SPARE PARTS
ACCESSOIRES





Diameter Range / Diamètres

15 - 18	SR14-560/S	SM22-046-00
23 - 24	SR14-571/S	SM22-046-00

① = Insert screw / Vis de serrage plaquette ② = Insert screw / Vis de serrage plaquette

ADAPTION ACC. TO DIN 6535 HA
ATTACHEMENT DIN 6535 HA



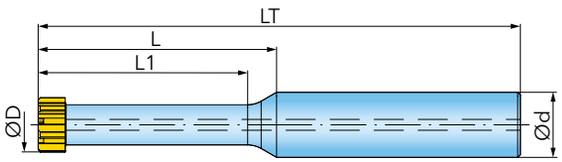

Designation Réf. de l'article	D min.	D max.	d	LT	L	L1	XT	IK	kg
XS0080028T1RB1	8,000	8,999	10	81,0	3xD	28,0	XT0	✓	0,033
XS1090032T1RB1	9,000	9,999	10	85,5	3xD	31,5	XT1	✓	0,036
XS2100035T2RB1	10,000	10,999	12	89,0	3xD	35,0	XT2	✓	0,051
XS3110039T2RB1	11,000	11,999	12	92,5	3xD	38,5	XT3	✓	0,054
XS4120042T2RB1	12,000	12,999	12	96,0	3xD	42,0	XT4	✓	0,057
XS0080044T1RB1	8,000	8,999	10	97,0	5xD	44,0	XT0	✓	0,036
XS1090050T1RB1	9,000	9,999	10	103,5	5xD	49,5	XT1	✓	0,041
XS2100055T2RB1	10,000	10,999	12	109,0	5xD	55,0	XT2	✓	0,058
XS3110061T2RB1	11,000	11,999	12	114,5	5xD	60,5	XT3	✓	0,063
XS4120066T2RB1	12,000	12,999	12	120,0	5xD	66,0	XT4	✓	0,067

SPARE PARTS
ACCESSOIRES





Diameter Range / Diamètres

8,000 - 9,999	W XR D08-KEY	SW6-T-SH
10,000 - 11,999	W XR D10-KEY	SW6-T-SH
12,000 - 12,999	W XR D12-KEY	SW6-T-SH

① = Bit / Embout ② = Helve / Manche

Member IMC Group Ingersoll Cutting Tools

ADAPTION ACC. TO DIN 6535 HA
ATTACHEMENT DIN 6535 HA



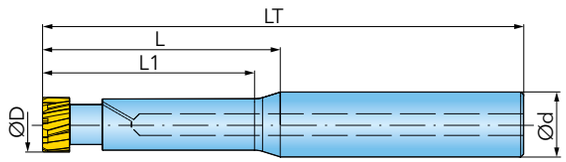

Designation Réf. de l'article	D min.	D max.	d	LT	L	L1	XT	IK	kg
XS0080028T1RT1	8,000	8,999	10	81,0	3xD	28,5	XT0	✓	0,033
XS1090032T1RT1	9,000	9,999	10	85,5	3xD	31,5	XT1	✓	0,035
XS2100035T2RT1	10,000	10,999	12	89,0	3xD	35,0	XT2	✓	0,053
XS3110039T2RT1	11,000	11,999	12	92,5	3xD	38,5	XT3	✓	0,058
XS4120042T2RT1	12,000	12,999	12	95,0	3xD	42,0	XT4	✓	0,065
XS0080044T1RT1	8,000	8,999	10	97,0	5xD	44,0	XT0	✓	0,037
XS1090050T1RT1	9,000	9,999	10	103,5	5xD	49,5	XT1	✓	0,042
XS2100055T2RT1	10,000	10,999	12	109,0	5xD	55,0	XT2	✓	0,062
XS3110061T2RT1	11,000	11,999	12	114,5	5xD	60,5	XT3	✓	0,071
XS4120066T2RT1	12,000	12,999	12	120,0	5xD	66,0	XT4	✓	0,082

SPARE PARTS
ACCESSOIRES





Diameter Range / Diamètres

8,000 - 9,999	W XR D08-KEY	SW6-T-SH
10,000 - 11,999	W XR D10-KEY	SW6-T-SH
12,000 - 12,999	W XR D12-KEY	SW6-T-SH

① = Bit / Embout ② = Helve / Manche

QWIKREAMS REAMING HEAD XSA Ø 8,0 - 12,0 MM
TÊTE D'ALÉSAGE À GOUJURE DROITE XSA_ POUR TROUS BORGNES

FOR EXCHANGEABLE HEAD SYSTEM
POUR SYSTEME DE TETES INTERCHANGEABLES



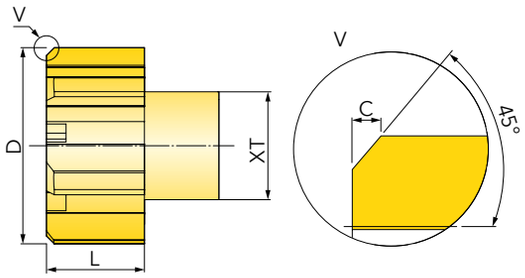

Grade / Nuance	P	M	K	N (K)	S (M)	H (P/K)
IN2005	+	+	+		+	

+ Preferred choice / Premier choix O Second choice / Second choix

Designation Réf. de l'article	D	LT	L	C	Z	XT	kg	①
XSA08000R71	8,000	7,5	4,0	0,5	6	XT0	0,003	W XR D08-KEY
XSA09000R71	9,000	8,2	4,5	0,5	6	XT1	0,004	W XR D08-KEY
XSA10000R71	10,000	8,8	5,0	0,5	6	XT2	0,005	W XR D10-KEY
XSA11000R71	11,000	9,7	5,5	0,5	6	XT3	0,007	W XR D10-KEY
XSA12000R72	12,000	10,5	6,0	0,5	6	XT4	0,008	W XR D12-KEY

Listed heads are designed for H7 bores. Intermediate dimensions on request! / Les têtes répertoriées sont prévues pour des alésages H7. Dimensions intermédiaires sur demande!

① = Bit / Embout

QWIKREAMS REAMING HEAD XLB Ø 8,0 - 12,0 MM
TÊTE D'ALÉSAGE À GOUJURE HÉLICOÏDALE XLB_ POUR TROUS DÉBOUCHANTS

FOR EXCHANGEABLE HEAD SYSTEM
POUR SYSTEME DE TETES INTERCHANGEABLES



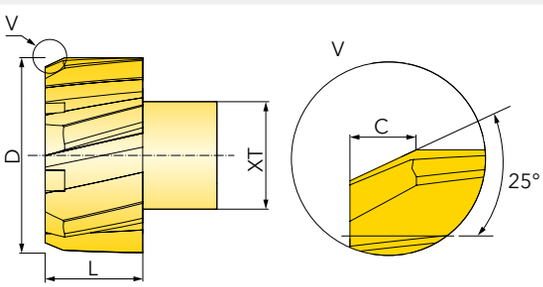

Grade / Nuance	P	M	K	N (K)	S (M)	H (P/K)
IN2005	+	+	+		+	

+ Preferred choice / Premier choix O Second choice / Second choix

Designation Réf. de l'article	D	LT	L	C	Z	XT	kg	①
XLB08000R71	8,000	7,5	4,0	1,07	6	XT0	0,003	W XR D08-KEY
XLB09000R71	9,000	8,2	4,5	1,07	6	XT1	0,004	W XR D08-KEY
XLB10000R71	10,000	8,8	5,0	1,07	6	XT2	0,005	W XR D10-KEY
XLB11000R71	11,000	9,7	5,5	1,07	6	XT3	0,007	W XR D10-KEY
XLB12000R72	12,000	10,5	6,0	1,07	6	XT4	0,008	W XR D12-KEY

Listed heads are designed for H7 bores. Intermediate dimensions on request! / Les têtes répertoriées sont prévues pour des alésages H7. Dimensions intermédiaires sur demande!

① = Bit / Embout

Member IMC Group Ingersoll Cutting Tools

ADAPTION ACC. TO DIN 6535 HA
ATTACHEMENT DIN 6535 HA



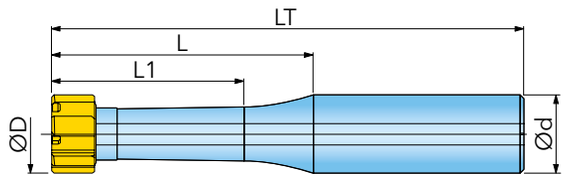

Designation Réf. de l'article	D min.	D max.	d	LT	L	L1	XT	IK	kg
XS5115030T3R01	11.501	13,5	16	77.8	29.8	1,5xD	XT5	✓	0,105
XS5115050T3R01	11,501	13,5	16	97,8	49,8	3xD	XT5	✓	0,120
XS5115077T3R01	11,501	13,5	16	125	77	5xD	XT5	✓	0,160
XS5115117T3R01	11,501	13,5	16	165,5	117,5	8xD	XT5	✓	0,210
XS6135034T3R01	13.501	16	16	81.5	33.5	1,5xD	XT6	✓	0,115
XS6135057T3R01	13,501	16	16	105,4	57,4	3xD	XT6	✓	0,140
XS6135089T3R01	13,501	16	16	137,4	89,4	5xD	XT6	✓	0,170
XS6135137T3R01	13,501	16	16	185,4	137,4	8xD	XT6	✓	0,220
XS7160041T4R01	16.001	20	20	90.7	40.7	1,5xD	XT7	✓	0,180
XS7160070T4R01	16,001	20	20	120,6	70,6	3xD	XT7	✓	0,220
XS7160110T4R01	16,001	20	20	160,6	110,6	5xD	XT7	✓	0,265
XS7160171T4R01	16,001	20	20	220,6	170,6	8xD	XT7	✓	0,330
XS8200051T4R01	20.001	25,4	20	101,0	51,0	1,5xD	XT8	✓	0,225
XS8200088T4R01	20,001	25,4	20	137,8	87,8	3xD	XT8	✓	0,270
XS8200138T4R01	20,001	25,4	20	187,8	137,8	5xD	XT8	✓	0,380
XS8200213T4R01	20,001	25,4	20	262,8	212,8	8xD	XT8	✓	0,490
XS9254061U7R01	25.401	32	32	120.9	60.9	1,5xD	XT9	✓	0,535
XS9250107U7R01	25,401	32	32	167,1	107,1	3xD	XT9	✓	0,650
XS9250171U7R01	25,401	32	32	231,1	171,1	5xD	XT9	✓	0,810
XS9250267U7R01	25,401	32	32	327,1	267,1	8xD	XT9	✓	1,150

SPARE PARTS ACCESSOIRES	①	②
Diameter Range / Diamètres		
11.501 - 13,5	TM-B5-KEY	TM-B5-SCR
13.501 - 16	TM-B6-KEY	TM-B6-SCR
16.001 - 20	TM-B7-KEY	TM-B7-SCR
20.001 - 25,4	TM-B8-KEY	TM-B8-SCR
25.401 - 32	TM-B9-KEY	TM-B9-SCR

① = Wrench / Clé de serrage ② = Insert screw

FOR EXCHANGEABLE HEAD SYSTEM
POUR SYSTEME DE TETES INTERCHANGEABLES



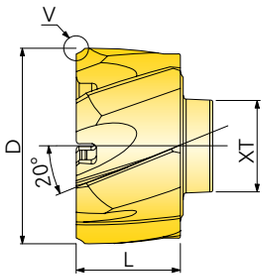

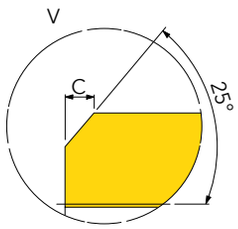

Grade / Nuance	P	M	K	N (K)	S (M)	H (P/K)
IN2005	+	+	+		+	

+ Preferred choice / Premier choix O Second choice / Second choix

Designation Réf. de l'article	D	LT	L	C	Z	XT	kg	①
XLB11501R71	11,501	12	9,3	1,07	6	XT5	0,009	TM-B5-KEY
XLB12000R71	12,000	12	9,3	1,07	6	XT5	0,009	TM-B5-KEY
XLB13000R71	13,000	12	9,3	1,07	6	XT5	0,012	TM-B5-KEY
XLB13500R71	13,500	12	9,3	1,07	6	XT5	0,011	TM-B5-KEY
XLB13501R71	13,501	12,5	9,4	1,07	6	XT6	0,012	TM-B6-KEY
XLB14000R71	14,000	12,5	9,4	1,07	6	XT6	0,012	TM-B6-KEY
XLB15000R71	15,000	12,5	9,4	1,07	6	XT6	0,015	TM-B6-KEY
XLB16000R71	16,000	12,5	9,4	1,07	6	XT6	0,019	TM-B6-KEY
XLB16001R71	16,001	13,8	10,6	1,07	6	XT7	0,012	TM-B7-KEY
XLB17000R71	17,000	13,8	10,6	1,07	6	XT7	0,021	TM-B7-KEY
XLB18000R71	18,000	13,8	10,6	1,07	6	XT7	0,025	TM-B7-KEY
XLB19000R71	19,000	13,8	10,6	1,07	6	XT7	0,029	TM-B7-KEY
XLB20000R71	20,000	13,8	10,6	1,07	6	XT7	0,033	TM-B7-KEY
XLB20001R71	20,001	15,9	12,8	1,07	8	XT8	0,037	TM-B8-KEY
XLB21000R71	21,000	15,9	12,8	1,07	8	XT8	0,039	TM-B8-KEY
XLB22000R71	22,000	15,9	12,8	1,07	8	XT8	0,044	TM-B8-KEY
XLB23000R71	23,000	15,9	12,8	1,07	8	XT8	0,018	TM-B8-KEY
XLB24000R71	24,000	15,9	12,8	1,07	8	XT8	0,054	TM-B8-KEY
XLB25000R71	25,000	15,9	12,8	1,07	8	XT8	0,059	TM-B8-KEY
XLB26000R71	26,000	16,4	12,8	1,07	8	XT9	0,063	TM-B9-KEY
XLB27000R71	27,000	16,4	12,8	1,07	8	XT9	0,069	TM-B9-KEY
XLB28000R71	28,000	16,4	12,8	1,07	8	XT9	0,076	TM-B9-KEY
XLB29000R71	29,000	16,4	12,8	1,07	8	XT9	0,082	TM-B9-KEY
XLB30000R71	30,000	16,4	12,8	1,07	8	XT9	0,087	TM-B9-KEY
XLB31000R71	31,000	16,4	12,8	1,07	8	XT9	0,094	TM-B9-KEY
XLB32000R71	32,000	16,4	12,8	1,07	8	XT9	0,103	TM-B9-KEY

① = Wrench / Clé de serrage

Member IMC Group Ingersoll Cutting Tools

FOR EXCHANGEABLE HEAD SYSTEM
POUR SYSTEME DE TETES INTERCHANGEABLES



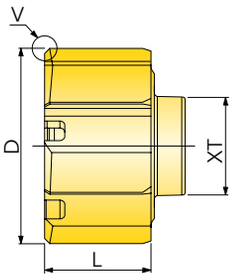

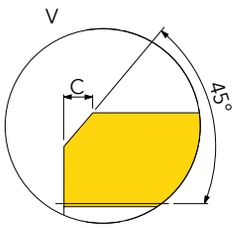

Grade / Nuance	P	M	K	$N_{(K)}$	$S_{(M)}$	$H_{(P,K)}$
IN2005	+	+	+		+	

+ Preferred choice / Premier choix O Second choice / Second choix

Designation Réf. de l'article	D	LT	L	C	Z	XT	kg	①
XSA11501R71	11,501	12	9,3	0,5	6	XT5	0,009	TM-B5-KEY
XSA12000R71	12,000	12	9,3	0,5	6	XT5	0,009	TM-B5-KEY
XSA13000R71	13,000	12	9,3	0,5	6	XT5	0,011	TM-B5-KEY
XSA13500R71	13,500	12	9,3	0,5	6	XT5	0,012	TM-B5-KEY
XSA13501R71	13,501	12,5	9,4	0,5	6	XT6	0,016	TM-B6-KEY
XSA14000R71	14,000	12,5	9,4	0,5	6	XT6	0,013	TM-B6-KEY
XSA15000R71	15,000	12,5	9,4	0,5	6	XT6	0,015	TM-B6-KEY
XSA16000R71	16,000	12,5	9,4	0,5	6	XT6	0,017	TM-B6-KEY
XSA16001R71	16,001	13,8	10,6	0,5	6	XT7	0,018	TM-B7-KEY
XSA17000R71	17,000	13,8	10,6	0,5	6	XT7	0,034	TM-B7-KEY
XSA18000R71	18,000	13,8	10,6	0,5	6	XT7	0,024	TM-B7-KEY
XSA19000R71	19,000	13,8	10,6	0,5	6	XT7	0,010	TM-B7-KEY
XSA20000R71	20,000	13,8	10,6	0,5	6	XT7	0,033	TM-B7-KEY
XSA20001R71	20,001	15,9	12,8	0,5	8	XT8	0,036	TM-B8-KEY
XSA21000R71	21,000	15,9	12,8	0,5	8	XT8	0,051	TM-B8-KEY
XSA22000R71	22,000	15,9	12,8	0,5	8	XT8	0,043	TM-B8-KEY
XSA23000R71	23,000	15,9	12,8	0,5	8	XT8	0,046	TM-B8-KEY
XSA24000R71	24,000	15,9	12,8	0,5	8	XT8	0,052	TM-B8-KEY
XSA25000R71	25,000	15,9	12,8	0,5	8	XT8	0,059	TM-B8-KEY
XSA26000R71	26,000	16,4	12,8	0,5	8	XT9	0,062	TM-B9-KEY
XSA27000R71	27,000	16,4	12,8	0,5	8	XT9	0,068	TM-B9-KEY
XSA28000R71	28,000	16,4	12,8	0,5	8	XT9	0,073	TM-B9-KEY
XSA29000R71	29,000	16,4	12,8	0,5	8	XT9	0,080	TM-B9-KEY
XSA30000R71	30,000	16,4	12,8	0,5	8	XT9	0,093	TM-B9-KEY
XSA31000R71	31,000	16,4	12,8	0,5	8	XT9	0,082	TM-B9-KEY
XSA32000R71	32,000	16,4	12,8	0,5	8	XT9	0,101	TM-B9-KEY

① = Wrench / Clé de serrage

SCREW-IN TYPE ADAPTION
ATTACHEMENT FILETÉ



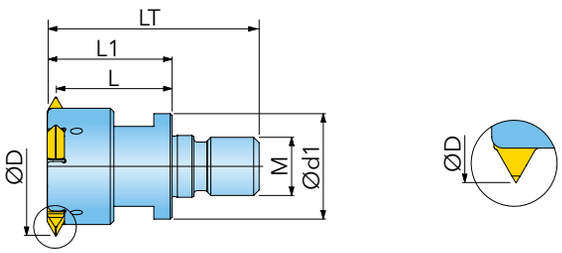

Designation Réf. de l'article	D	d	LT	L	L1	M	Std. pitch	Z	Insert	IK	kg	Related Insert Plaquette préconisée
17Y1B038050X8R00	38	29	58,381	32	34,3	M16	43-51	3	XNL323	✓	0,19	A B
17Y1B041055X8R00	41	29	58,381	32	34,3	M16	52-63	4	XNL323	✓	0,20	C D
17Y1E051064X8R00	51	29	69,175	42	45,1	M16	64-76	4	XNL434	✓	0,31	E F

A XNL323-100

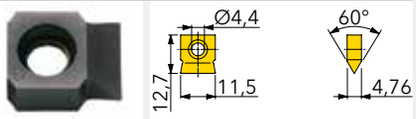

B XNL323-101

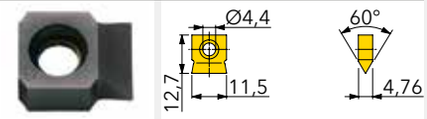

C XNL323-102

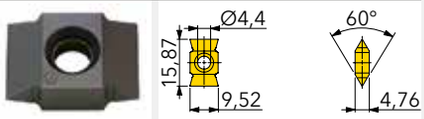

D XNL323-103

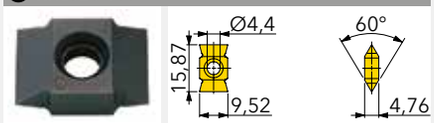

E XNL434-100

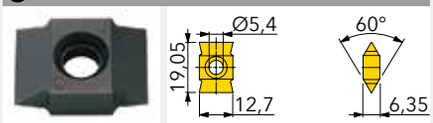

F XNL434-101

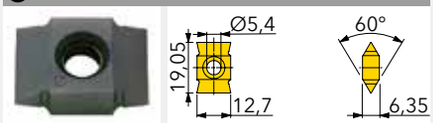

Designation Réf. de l'article	fz(min/max)	Design Conception	Grade Nuance	IN0545
XNL323-100	0,05/0,10	for pitch 1,5-2,5 / pour des pas de 1,5 à 2,5 mm		
XNL323-101	0,05/0,10	for pitch 2-5 / pour des pas de 2 à 5 mm		
XNL323-102	0,05/0,20	for pitch 1,5-2,5 / pour des pas de 1,5 à 2,5 mm		
XNL323-103	0,05/0,20	for pitch 2-5 / pour des pas de 2 à 5 mm		
XNL434-100	0,08/0,25	for pitch 1,5-3,2 / pour des pas de 1,5 à 3,2 mm		
XNL434-101	0,08/0,25	for pitch 3-6,5 / pour des pas de 3,0 à 6,5 mm		

● = P ● = M ● = K ● = N ● = S ○ = H

SPARE PARTS
ACCESSOIRES

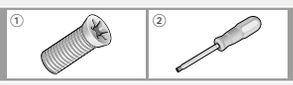

Insert Type / Plaquette

XNL323	SM40-090-00 (4,5Nm)	DS-T15S
XNL434	SM50-160-00 (6,0Nm)	DS-T15S

① = Insert screw / Vis de serrage plaquette ② = Screw driver / Tournevis

Member IMC Group Ingersoll Cutting Tools

MODULAR MILLING ADAPTOR INNOFIT
ATTACHEMENT MODULAIRE INNOFIT



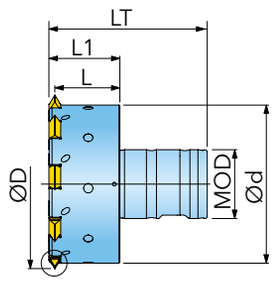



Designation Réf. de l'article	D	d	LT	L	L1	MOD	Std. pitch	Z	Insert	IK	kg	Related Insert Plaquette préconisée
17Y1E060064Z4R00	60	50	73,175	35	38,1	MOD 40	77-95	5	XNL434	✓	1,10	AB
17Y1E080064Z4R00	80	69	73,175	35	38,1	MOD 40	96-115	8	XNL434	✓	0,62	AB
17Y1E096064Z5R00	96	85	85,175	35	38,1	MOD 50	116-141	9	XNL434	✓	1,80	AB
17Y1L112010Z5R00	112	95,5	96,763	45	49,7	MOD 50	142-	11	XNL446	✓	2,70	CD

A XNL434-100



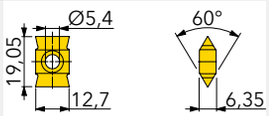

B XNL434-101



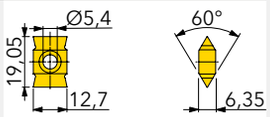

C XNL446-100



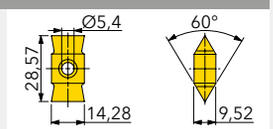

D XNL446-101



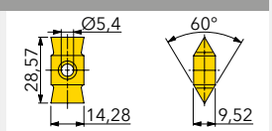

Designation Réf. de l'article	fz(min/max)	Design Conception	Grade Nuance	IN0545
XNL434-100	0,08/0,25	for pitch 1,5-3,2 / pour des pas de 1,5 à 3,2 mm		
XNL434-101	0,08/0,25	for pitch 3-6,5 / pour des pas de 3,0 à 6,5 mm		
XNL446-100	0,10/0,30	for pitch 4-6,5 / pour des pas de 4 à 6,5 mm		
XNL446-101	0,10/0,30	for pitch 6-10 / pour des pas de 6 à 10 mm		

● = P ● = M ● = K ● = N ● = S ○ = H

SPARE PARTS
ACCESSOIRES





Insert Type / Plaquette

XNL434	SM50-160-00 (6,0Nm)	DS-T15S
XNL446	SM50-190-00 (6,0Nm)	DS-T15S

① = Insert screw / Vis de serrage plaquette ② = Screw driver / Tournevis

ADAPTION ACC. TO DIN 1835 B (WELDON)
ATTACHEMENT DIN 1835 B (WELDON)



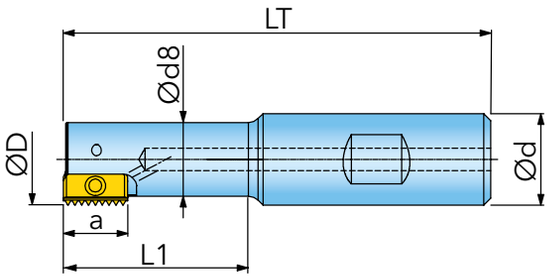

Designation Réf. de l'article	D	d	d8	LT	L1	a	Z	IK	kg
MTED12.2-1-W20-14	12	20	8,9	75	20	14	1	✓	0,135
MTED14.5-1-W20-14	14,5	20	11,2	85	25	14	1	✓	0,160
MTED17.0-1-W20-14	17	20	13,4	85	30	14	1	✓	0,160
MTED20.0-2-W20-14	20	20	16	93	41	14	2	✓	0,180

SPARE PARTS ACCESSOIRES	①	②
	IS14 (1,3Nm)	IK14

① = Insert screw / Vis de serrage ② = Screw driver / Tournevis

Member IMC Group Ingersoll Cutting Tools

A ISO-threading (internal) / ISO-filetage (interne)

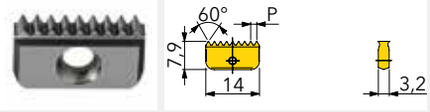

B ISO-threading (external) / ISO-filetage (externe)

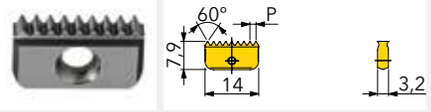

C UN-threading (internal) / UN-filetage (interne)

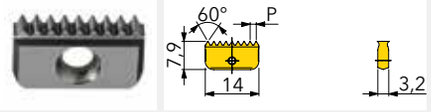

D UN-threading (external) / UN-filetage (externe)

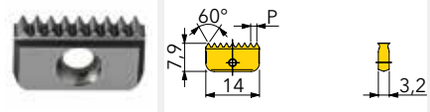

E NPT-threading (internal & external) / NPT-filetage (interne & externe)

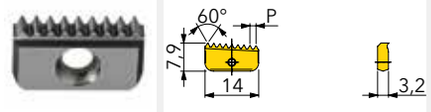

F NPFT-threading (internal & external) / NPFT-filetage (interne & externe)

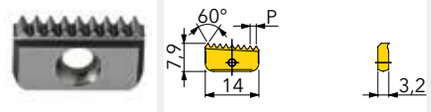

G BSPT-threading (internal & external) / BSPT-filetage (interne & externe)

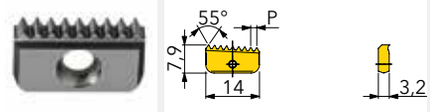

H BSP-threading (internal & external) / BSP-filetage (interne & externe)

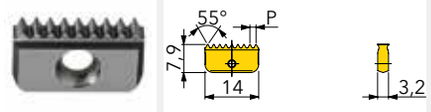

I PG-threading (internal & external) / PG-filetage (interne & externe)

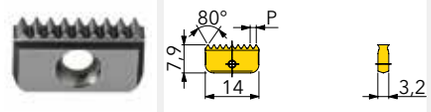

Designation Réf. de l'article	Pitch Pas	Grade Nuance	IN2005
ISO-threading (internal) / ISO-filetage (interne)			
LYEU14050IS-1	0,5	A	
LYEU14075IS-1	0,75	A	
LYEU14100IS-1	1	A	
LYEU14125IS-1	1,25	A	
LYEU14150IS-1	1,5	A	
LYEU14175IS-1	1,75	A	
LYEU14200IS-1	2	A	
LYEU14250IS-1	2,5	A	
ISO-threading (external) / ISO-filetage (externe)			
LYEU14075IS-X-1	0,75	B	
LYEU14100IS-X-1	1	B	
LYEU14125IS-X-1	1,25	B	
LYEU14150IS-X-1	1,5	B	
LYEU14175IS-X-1	1,75	B	
LYEU14200IS-X-1	2	B	
LYEU14250IS-X-1	2,5	B	
UN-threading (internal) / UN-filetage (interne)			
LYEU14320UN-1	32	C	
LYEU14280UN-1	28	C	
LYEU14270UN-1	27	C	
LYEU14240UN-1	24	C	
LYEU14200UN-1	20	C	
LYEU14180UN-1	18	C	
LYEU14160UN-1	16	C	
LYEU14140UN-1	14	C	
LYEU14120UN-1	12	C	
LYEU14100UN-1	10	C	
UN-threading (external) / UN-filetage (externe)			
LYEU14320UN-X-1	32	D	
LYEU14280UN-X-1	28	D	
LYEU14240UN-X-1	24	D	
LYEU14200UN-X-1	20	D	
LYEU14180UN-X-1	18	D	
LYEU14160UN-X-1	16	D	
LYEU14140UN-X-1	14	D	
LYEU14120UN-X-1	12	D	
NPT-threading (internal & external) / NPT-filetage (interne & externe)			
LYEU14180NT-1	18	E	
LYEU14140NT-1	14	E	
NPFT-threading (internal & external) / NPFT-filetage (interne & externe)			
LYEU14180NF-1	18	F	
LYEU14140NF-1	14	F	
BSPT-threading (internal & external) / BSPT-filetage (interne & externe)			
LYEU14190BT-1	19	G	
LYEU14140BT-1	14	G	
BSP-threading (internal & external) / BSP-filetage (interne & externe)			
LYEU14240BW-1	24	H	
LYEU14200BW-1	20	H	
LYEU14190BW-1	19	H	
LYEU14160BW-1	16	H	
LYEU14140BW-1	14	H	
PG-threading (internal & external) / PG-filetage (interne & externe)			
LYEU14180PG-1	18	I	

● = P ● = M ● = K ● = N ● = S ○ = H

ADAPTION ACC. TO DIN 1835 A
ATTACHEMENT DIN 1835 A






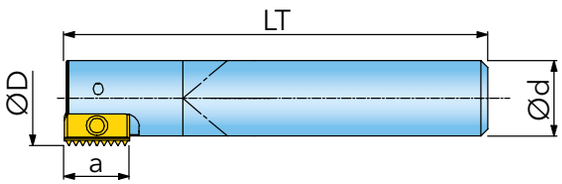

Designation Réf. de l'article	D	d	LT	a	Z	IK	kg
MTED13.7-1-C10C-14	13,2	10	110	14	1	✓	0,092
MTED13.7-1-C10C-14-B	13,2	10	150	14	1	✓	0,165
MTED15.2-1-C12C-14	15,2	12	175	14	1	✓	0,260

SPARE PARTS
ACCESSOIRES




	①	②
	IS14 (1,3Nm)	IK14

① = Insert screw / Vis de serrage ② = Screw driver / Tournevis

Member IMC Group Ingersoll Cutting Tools

A ISO-threading (internal) / ISO-filetage (interne)

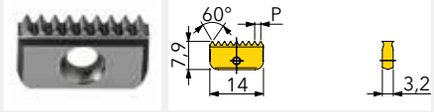

B ISO-threading (external) / ISO-filetage (externe)

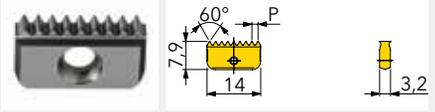

C UN-threading (internal) / UN-filetage (interne)

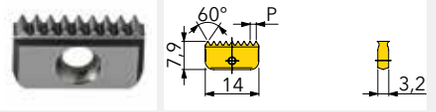

D UN-threading (external) / UN-filetage (externe)

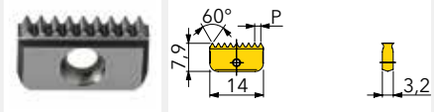

E NPT-threading (internal & external) / NPT-filetage (interne & externe)

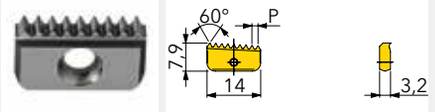

F NPFT-threading (internal & external) / NPFT-filetage (interne & externe)

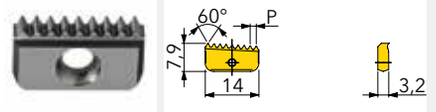

G BSPT-threading (internal & external) / BSPT-filetage (interne & externe)

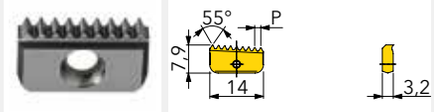

H BSP-threading (internal & external) / BSP-filetage (interne & externe)

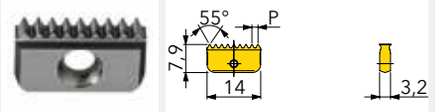

I PG-threading (internal & external) / PG-filetage (interne & externe)

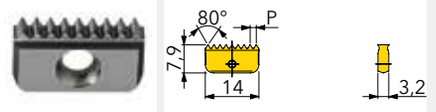

Designation Réf. de l'article	Pitch Pas	Grade Nuance	IN2005
ISO-threading (internal) / ISO-filetage (interne)			
LYEU14050IS-1	0,5	A	
LYEU14075IS-1	0,75	A	
LYEU14100IS-1	1	A	
LYEU14125IS-1	1,25	A	
LYEU14150IS-1	1,5	A	
LYEU14175IS-1	1,75	A	
LYEU14200IS-1	2	A	
LYEU14250IS-1	2,5	A	
ISO-threading (external) / ISO-filetage (externe)			
LYEU14075IS-X-1	0,75	B	
LYEU14100IS-X-1	1	B	
LYEU14125IS-X-1	1,25	B	
LYEU14150IS-X-1	1,5	B	
LYEU14175IS-X-1	1,75	B	
LYEU14200IS-X-1	2	B	
LYEU14250IS-X-1	2,5	B	
UN-threading (internal) / UN-filetage (interne)			
LYEU14320UN-1	32	C	
LYEU14280UN-1	28	C	
LYEU14270UN-1	27	C	
LYEU14240UN-1	24	C	
LYEU14200UN-1	20	C	
LYEU14180UN-1	18	C	
LYEU14160UN-1	16	C	
LYEU14140UN-1	14	C	
LYEU14120UN-1	12	C	
LYEU14100UN-1	10	C	
UN-threading (external) / UN-filetage (externe)			
LYEU14320UN-X-1	32	D	
LYEU14280UN-X-1	28	D	
LYEU14240UN-X-1	24	D	
LYEU14200UN-X-1	20	D	
LYEU14180UN-X-1	18	D	
LYEU14160UN-X-1	16	D	
LYEU14140UN-X-1	14	D	
LYEU14120UN-X-1	12	D	
NPT-threading (internal & external) / NPT-filetage (interne & externe)			
LYEU14180NT-1	18	E	
LYEU14140NT-1	14	E	
NPFT-threading (internal & external) / NPFT-filetage (interne & externe)			
LYEU14180NF-1	18	F	
LYEU14140NF-1	14	F	
BSPT-threading (internal & external) / BSPT-filetage (interne & externe)			
LYEU14190BT-1	19	G	
LYEU14140BT-1	14	G	
BSP-threading (internal & external) / BSP-filetage (interne & externe)			
LYEU14240BW-1	24	H	
LYEU14200BW-1	20	H	
LYEU14190BW-1	19	H	
LYEU14160BW-1	16	H	
LYEU14140BW-1	14	H	
PG-threading (internal & external) / PG-filetage (interne & externe)			
LYEU14180PG-1	18	I	

● = P ● = M ● = K ● = N ● = S ○ = H

FOR EXCHANGEABLE HEAD SYSTEM
POUR SYSTEME DE TETES INTERCHANGEABLES



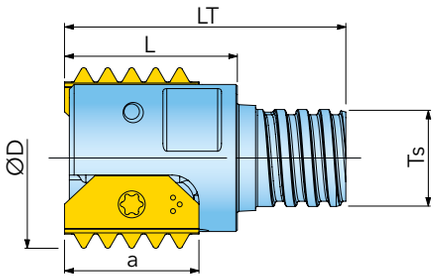

Designation Réf. de l'article	D	d1	LT	L	a	Ts	Z	IK	kg
MTED13.7-1-CST06-14	13,7	9,6	23,3	17	14	T6	1	✓	0,03
MTED15.8-1-CST08-14	15,8	11,6	24,5	17	14	T8	1	✓	0,02
MTED20/D0.79-2-CST10-14	20,0	15,3	29,3	18	14	T10	2	✓	0,03
MTED20/D0.79-3-CST10-14	21,0	15,3	35,3	24	14	T10	3	✓	0,02

SPARE PARTS
ACCESSOIRES



Special thread / Filetage Spécial

T6	IS14 (1,3Nm)	IK14	DS-T25T
T8	IS14 (1,3Nm)	IK14	DS-T20T
T10	IS14 (1,3Nm)	IK14	WS-0044 (28,0Nm)

① = Insert screw / Vis de serrage ② = Screw driver / Tournevis ③ = Screw driver / Tournevis

Member IMC Group Ingersoll Cutting Tools

A ISO-threading (internal) / ISO-filetage (interne)

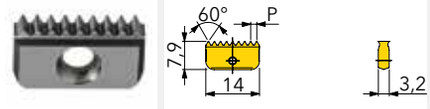

B ISO-threading (external) / ISO-filetage (externe)

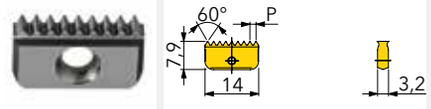

C UN-threading (internal) / UN-filetage (interne)

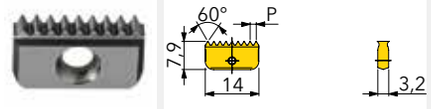

D UN-threading (external) / UN-filetage (externe)

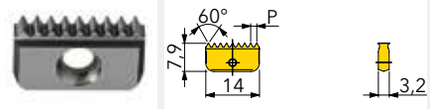

E NPT-threading (internal & external) / NPT-filetage (interne & externe)

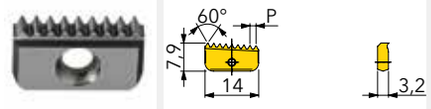

F NPFT-threading (internal & external) / NPFT-filetage (interne & externe)

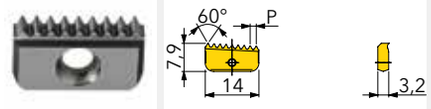

G BSPT-threading (internal & external) / BSPT-filetage (interne & externe)

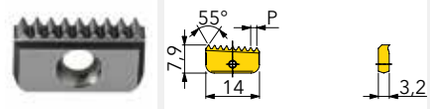

H BSP-threading (internal & external) / BSP-filetage (interne & externe)

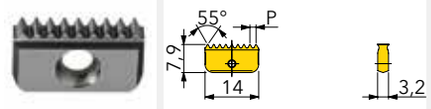

I PG-threading (internal & external) / PG-filetage (interne & externe)

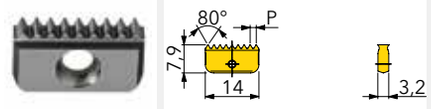

Designation Réf. de l'article	Pitch Pas	Grade Nuance	IN2005
ISO-threading (internal) / ISO-filetage (interne)			
LYEU14050IS-1	0,5	A	
LYEU14075IS-1	0,75	A	
LYEU14100IS-1	1	A	
LYEU14125IS-1	1,25	A	
LYEU14150IS-1	1,5	A	
LYEU14175IS-1	1,75	A	
LYEU14200IS-1	2	A	
LYEU14250IS-1	2,5	A	
ISO-threading (external) / ISO-filetage (externe)			
LYEU14075IS-X-1	0,75	B	
LYEU14100IS-X-1	1	B	
LYEU14125IS-X-1	1,25	B	
LYEU14150IS-X-1	1,5	B	
LYEU14175IS-X-1	1,75	B	
LYEU14200IS-X-1	2	B	
LYEU14250IS-X-1	2,5	B	
UN-threading (internal) / UN-filetage (interne)			
LYEU14320UN-1	32	C	
LYEU14280UN-1	28	C	
LYEU14270UN-1	27	C	
LYEU14240UN-1	24	C	
LYEU14200UN-1	20	C	
LYEU14180UN-1	18	C	
LYEU14160UN-1	16	C	
LYEU14140UN-1	14	C	
LYEU14120UN-1	12	C	
LYEU14100UN-1	10	C	
UN-threading (external) / UN-filetage (externe)			
LYEU14320UN-X-1	32	D	
LYEU14280UN-X-1	28	D	
LYEU14240UN-X-1	24	D	
LYEU14200UN-X-1	20	D	
LYEU14180UN-X-1	18	D	
LYEU14160UN-X-1	16	D	
LYEU14140UN-X-1	14	D	
LYEU14120UN-X-1	12	D	
NPT-threading (internal & external) / NPT-filetage (interne & externe)			
LYEU14180NT-1	18	E	
LYEU14140NT-1	14	E	
NPFT-threading (internal & external) / NPFT-filetage (interne & externe)			
LYEU14180NF-1	18	F	
LYEU14140NF-1	14	F	
BSPT-threading (internal & external) / BSPT-filetage (interne & externe)			
LYEU14190BT-1	19	G	
LYEU14140BT-1	14	G	
BSP-threading (internal & external) / BSP-filetage (interne & externe)			
LYEU14240BW-1	24	H	
LYEU14200BW-1	20	H	
LYEU14190BW-1	19	H	
LYEU14160BW-1	16	H	
LYEU14140BW-1	14	H	
PG-threading (internal & external) / PG-filetage (interne & externe)			
LYEU14180PG-1	18	I	

● = P ● = M ● = K ● = N ● = S ○ = H

ADAPTION ACC. TO DIN 1835 B (WELDON)
ATTACHEMENT DIN 1835 B (WELDON)



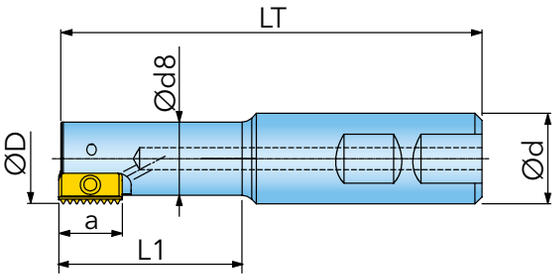

Designation Réf. de l'article	D	d	d8	LT	L1	a	Z	IK	kg
MTED18-1-W20-21[1)]	18	20	14,4	85	30	21	1	✓	0,165
MTED21-1-W20-21	21	20	16,5	94	40	21	1	✓	0,185
MTED25-1-W20-21	25	20	-	125	-	21	1	✓	0,300
MTED30-2-W25-21	30	25	24	108	52	21	2	✓	0,370

[1)] not with insert LYEU21350IS / non compatible avec plaquette LYEU21350IS

SPARE PARTS ACCESSOIRES	①	②
	IS21 (5,2Nm)	IK21

① = Insert screw / Vis de serrage ② = Screw driver / Tournevis

Member IMC Group Ingersoll Cutting Tools

A ISO-threading (internal) / ISO-filetage (interne)

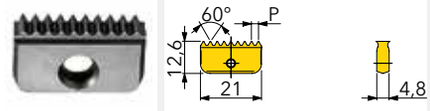

B ISO-threading (external) / ISO-filetage (externe)

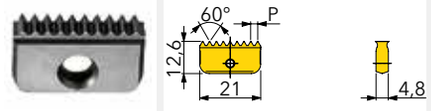

C UN-threading (internal) / UN-filetage (interne)

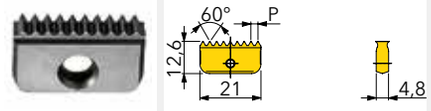

D UN-threading (external) / UN-filetage (externe)

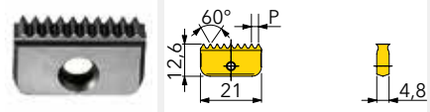

E NPT-threading (internal & external) / NPT-filetage (interne & externe)

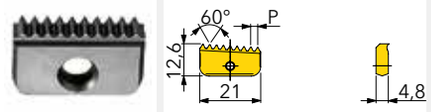

F NPFT-threading (internal & external) / NPFT-filetage (interne & externe)

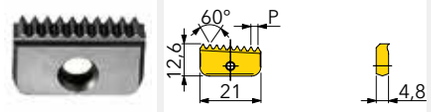

G BSPT-threading (internal & external) / BSPT-filetage (interne & externe)

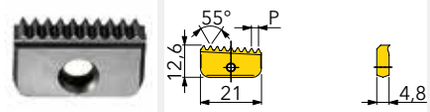

H BSP-threading (internal & external) / BSP-filetage (interne & externe)

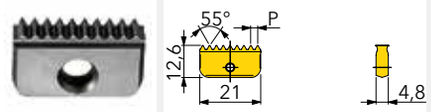

I PG-threading (internal & external) / PG-filetage (interne & externe)

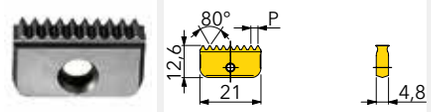

Designation Réf. de l'article	Pitch Pas	Grade Nuance	IN2005
ISO-threading (internal) / ISO-filetage (interne)			
LYEU21100IS-1	1	A	
LYEU21150IS-1	1,5	A	
LYEU21175IS-1	1,75	A	
LYEU21200IS-1	2	A	
LYEU21250IS-1	2,5	A	
LYEU21300IS-1	3	A	
LYEU21350IS-1	3,5	A	
ISO-threading (external) / ISO-filetage (externe)			
LYEU21100IS-X-1	1	B	
LYEU21150IS-X-1	1,5	B	
LYEU21200IS-X-1	2	B	
LYEU21250IS-X-1	2,5	B	
LYEU21300IS-X-1	3	B	
UN-threading (internal) / UN-filetage (interne)			
LYEU21240UN-1	24	C	
LYEU21200UN-1	20	C	
LYEU21180UN-1	18	C	
LYEU21160UN-1	16	C	
LYEU21140UN-1	14	C	
LYEU21120UN-1	12	C	
LYEU21100UN-1	10	C	
LYEU21080UN-1	8	C	
LYEU21070UN-1	7	C	
UN-threading (external) / UN-filetage (externe)			
LYEU21240UN-X-1	24	D	
LYEU21200UN-X-1	20	D	
LYEU21180UN-X-1	18	D	
LYEU21160UN-X-1	16	D	
LYEU21140UN-X-1	14	D	
LYEU21120UN-X-1	12	D	
LYEU21100UN-X-1	10	D	
NPT-threading (internal & external) / NPT-filetage (interne & externe)			
LYEU21140NT-1	14	E	
LYEU21115NT-1	11,5	E	
NPTF-threading (internal & external) / NPTF-filetage (interne & externe)			
LYEU21140NF-1	14	F	
LYEU21115NF-1	11,5	F	
BSPT-threading (internal & external) / BSPT-filetage (interne & externe)			
LYEU21140BT-1	14	G	
LYEU21110BT-1	11	G	
BSP-threading (internal & external) / BSP-filetage (interne & externe)			
LYEU21200BW-1	20	H	
LYEU21190BW-1	19	H	
LYEU21140BW-1	14	H	
LYEU21110BW-1	11	H	
PG-threading (internal & external) / PG-filetage (interne & externe)			
LYEU21180PG-1	18	I	
LYEU21160PG-1	16	I	

= P = M = K = N = S = H

ADAPTION ACC. TO DIN 1835 A
ATTACHEMENT DIN 1835 A





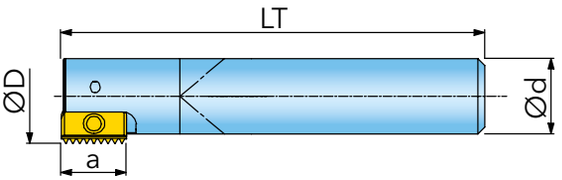

Designation Réf. de l'article	D	d	LT	a	Z	IK	kg
MTED21-1-C16C-21	21	16	130	21	1	✓	0,278
MTED21-1-C16C-21-B	21	16	200	21	1	✓	0,545

SPARE PARTS
ACCESSOIRES





	IS21 (5,2Nm)	IK21

① = Insert screw / Vis de serrage ② = Screw driver / Tournevis

Member IMC Group Ingersoll Cutting Tools

A ISO-threading (internal) / ISO-filetage (interne)

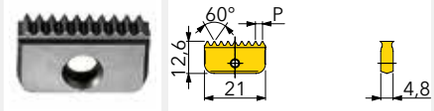

B ISO-threading (external) / ISO-filetage (externe)

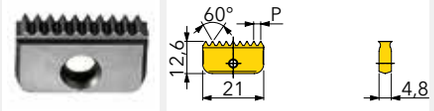

C UN-threading (internal) / UN-filetage (interne)

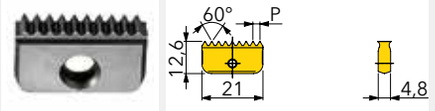

D UN-threading (external) / UN-filetage (externe)

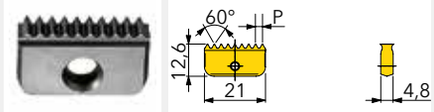

E NPT-threading (internal & external) / NPT-filetage (interne & externe)

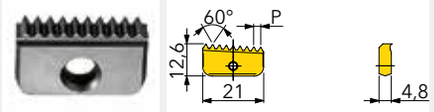

F NPFT-threading (internal & external) / NPFT-filetage (interne & externe)

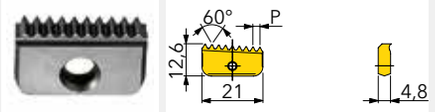

G BSPT-threading (internal & external) / BSPT-filetage (interne & externe)

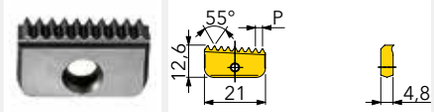

H BSP-threading (internal & external) / BSP-filetage (interne & externe)

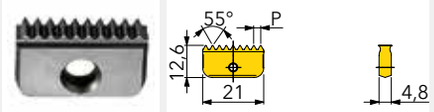

I PG-threading (internal & external) / PG-filetage (interne & externe)

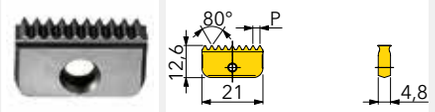

Designation Réf. de l'article	Pitch Pas	Grade Nuance	IN2005
ISO-threading (internal) / ISO-filetage (interne)			
LYEU21100IS-1	1	A	
LYEU21150IS-1	1,5	A	
LYEU21175IS-1	1,75	A	
LYEU21200IS-1	2	A	
LYEU21250IS-1	2,5	A	
LYEU21300IS-1	3	A	
LYEU21350IS-1	3,5	A	
ISO-threading (external) / ISO-filetage (externe)			
LYEU21100IS-X-1	1	B	
LYEU21150IS-X-1	1,5	B	
LYEU21200IS-X-1	2	B	
LYEU21250IS-X-1	2,5	B	
LYEU21300IS-X-1	3	B	
UN-threading (internal) / UN-filetage (interne)			
LYEU21240UN-1	24	C	
LYEU21200UN-1	20	C	
LYEU21180UN-1	18	C	
LYEU21160UN-1	16	C	
LYEU21140UN-1	14	C	
LYEU21120UN-1	12	C	
LYEU21100UN-1	10	C	
LYEU21080UN-1	8	C	
LYEU21070UN-1	7	C	
UN-threading (external) / UN-filetage (externe)			
LYEU21240UN-X-1	24	D	
LYEU21200UN-X-1	20	D	
LYEU21180UN-X-1	18	D	
LYEU21160UN-X-1	16	D	
LYEU21140UN-X-1	14	D	
LYEU21120UN-X-1	12	D	
LYEU21100UN-X-1	10	D	
NPT-threading (internal & external) / NPT-filetage (interne & externe)			
LYEU21140NT-1	14	E	
LYEU21115NT-1	11,5	E	
NPTF-threading (internal & external) / NPTF-filetage (interne & externe)			
LYEU21140NF-1	14	F	
LYEU21115NF-1	11,5	F	
BSPT-threading (internal & external) / BSPT-filetage (interne & externe)			
LYEU21140BT-1	14	G	
LYEU21110BT-1	11	G	
BSP-threading (internal & external) / BSP-filetage (interne & externe)			
LYEU21200BW-1	20	H	
LYEU21190BW-1	19	H	
LYEU21140BW-1	14	H	
LYEU21110BW-1	11	H	
PG-threading (internal & external) / PG-filetage (interne & externe)			
LYEU21180PG-1	18	I	
LYEU21160PG-1	16	I	

= P = M = K = N = S = H

FOR EXCHANGEABLE HEAD SYSTEM
POUR SYSTEME DE TETES INTERCHANGEABLES



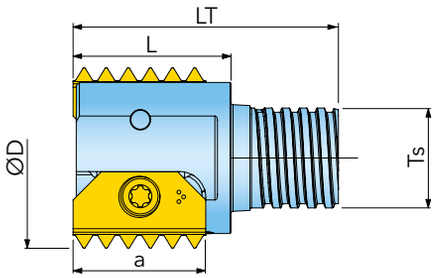

Designation Réf. de l'article	D	d1	LT	L	a	Ts	Z	IK	kg
MTED21/D0.82-1-CST10-21	21,0	15,3	36,3	25	21	T10	1	✓	0,12
MTED30.4/D1.2-2-CST15-21	30,4	23,9	42	25	21	T15	2	✓	0,13
MTED30.4/D1.2-3-CST15-21	30,4	23,9	51	34	21	T15	3	✓	0,13

SPARE PARTS
ACCESSOIRES



Special thread / Filetage Spécial

T10	IS21 (5,2Nm)	IK21	WS-0044 (28,0Nm)
T15	IS21 (5,2Nm)	IK21	WS-0061 (28,0Nm)

① = Insert screw / Vis de serrage ② = Screw driver / Tournevis ③ = Wrench / Clé de serrage

Member IMC Group Ingersoll Cutting Tools

A ISO-threading (internal) / ISO-filetage (interne)

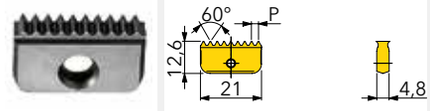

B ISO-threading (external) / ISO-filetage (externe)

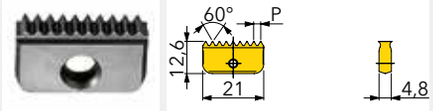

C UN-threading (internal) / UN-filetage (interne)

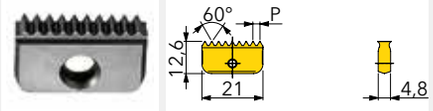

D UN-threading (external) / UN-filetage (externe)

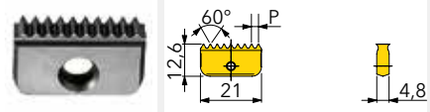

E NPT-threading (internal & external) / NPT-filetage (interne & externe)

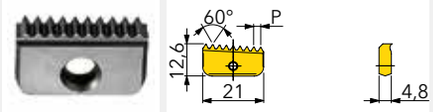

F NPFT-threading (internal & external) / NPFT-filetage (interne & externe)

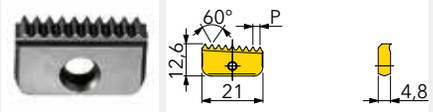

G BSPT-threading (internal & external) / BSPT-filetage (interne & externe)

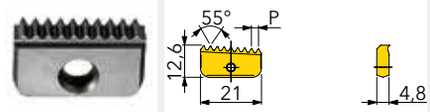

H BSP-threading (internal & external) / BSP-filetage (interne & externe)

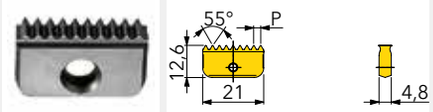

I PG-threading (internal & external) / PG-filetage (interne & externe)

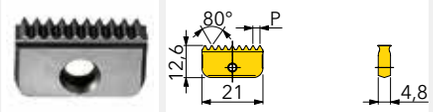

Designation Réf. de l'article	Pitch Pas	Grade Nuance	IN2005
ISO-threading (internal) / ISO-filetage (interne)			
LYEU21100IS-1	1	A	
LYEU21150IS-1	1,5	A	
LYEU21175IS-1	1,75	A	
LYEU21200IS-1	2	A	
LYEU21250IS-1	2,5	A	
LYEU21300IS-1	3	A	
LYEU21350IS-1	3,5	A	
ISO-threading (external) / ISO-filetage (externe)			
LYEU21100IS-X-1	1	B	
LYEU21150IS-X-1	1,5	B	
LYEU21200IS-X-1	2	B	
LYEU21250IS-X-1	2,5	B	
LYEU21300IS-X-1	3	B	
UN-threading (internal) / UN-filetage (interne)			
LYEU21240UN-1	24	C	
LYEU21200UN-1	20	C	
LYEU21180UN-1	18	C	
LYEU21160UN-1	16	C	
LYEU21140UN-1	14	C	
LYEU21120UN-1	12	C	
LYEU21100UN-1	10	C	
LYEU21080UN-1	8	C	
LYEU21070UN-1	7	C	
UN-threading (external) / UN-filetage (externe)			
LYEU21240UN-X-1	24	D	
LYEU21200UN-X-1	20	D	
LYEU21180UN-X-1	18	D	
LYEU21160UN-X-1	16	D	
LYEU21140UN-X-1	14	D	
LYEU21120UN-X-1	12	D	
LYEU21100UN-X-1	10	D	
NPT-threading (internal & external) / NPT-filetage (interne & externe)			
LYEU21140NT-1	14	E	
LYEU21115NT-1	11,5	E	
NPTF-threading (internal & external) / NPTF-filetage (interne & externe)			
LYEU21140NF-1	14	F	
LYEU21115NF-1	11,5	F	
BSPT-threading (internal & external) / BSPT-filetage (interne & externe)			
LYEU21140BT-1	14	G	
LYEU21110BT-1	11	G	
BSP-threading (internal & external) / BSP-filetage (interne & externe)			
LYEU21200BW-1	20	H	
LYEU21190BW-1	19	H	
LYEU21140BW-1	14	H	
LYEU21110BW-1	11	H	
PG-threading (internal & external) / PG-filetage (interne & externe)			
LYEU21180PG-1	18	I	
LYEU21160PG-1	16	I	

= P = M = K = N = S = H

ADAPTION ACC. TO DIN 8030
ATTACHEMENT DIN 8030



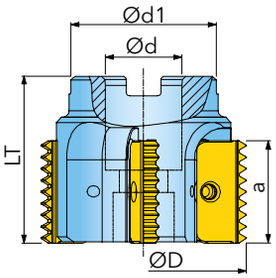

Designation Réf. de l'article	D	d	d1	LT	a	Z	kg
MTFD063-5-22-21	63	22	40	50	21	5	0,720

SPARE PARTS ACCESSOIRES	①	②
	IS21 (5,2Nm)	IK21

① = Insert screw / Vis de serrage ② = Screw driver / Tournevis

Member IMC Group Ingersoll Cutting Tools

A ISO-threading (internal) / ISO-filetage (interne)

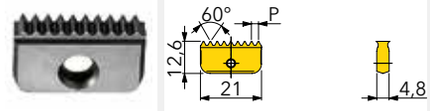

B ISO-threading (external) / ISO-filetage (externe)

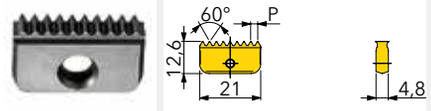

C UN-threading (internal) / UN-filetage (interne)

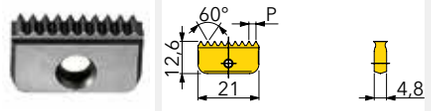

D UN-threading (external) / UN-filetage (externe)

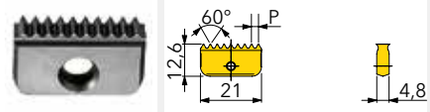

E NPT-threading (internal & external) / NPT-filetage (interne & externe)

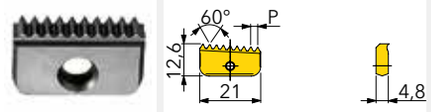

F NPFT-threading (internal & external) / NPFT-filetage (interne & externe)

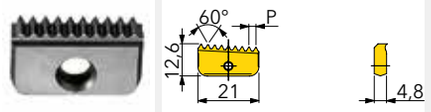

G BSPT-threading (internal & external) / BSPT-filetage (interne & externe)

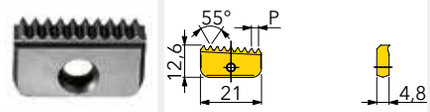

H BSP-threading (internal & external) / BSP-filetage (interne & externe)

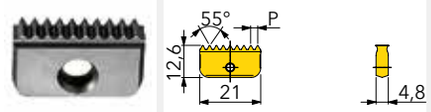

I PG-threading (internal & external) / PG-filetage (interne & externe)

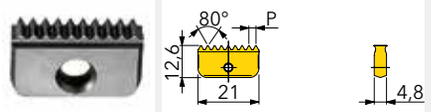

Designation Réf. de l'article	Pitch Pas	Grade Nuance	IN2005
ISO-threading (internal) / ISO-filetage (interne)			
LYEU21100IS-1	1	A	
LYEU21150IS-1	1,5	A	
LYEU21175IS-1	1,75	A	
LYEU21200IS-1	2	A	
LYEU21250IS-1	2,5	A	
LYEU21300IS-1	3	A	
LYEU21350IS-1	3,5	A	
ISO-threading (external) / ISO-filetage (externe)			
LYEU21100IS-X-1	1	B	
LYEU21150IS-X-1	1,5	B	
LYEU21200IS-X-1	2	B	
LYEU21250IS-X-1	2,5	B	
LYEU21300IS-X-1	3	B	
UN-threading (internal) / UN-filetage (interne)			
LYEU21240UN-1	24	C	
LYEU21200UN-1	20	C	
LYEU21180UN-1	18	C	
LYEU21160UN-1	16	C	
LYEU21140UN-1	14	C	
LYEU21120UN-1	12	C	
LYEU21100UN-1	10	C	
LYEU21080UN-1	8	C	
LYEU21070UN-1	7	C	
UN-threading (external) / UN-filetage (externe)			
LYEU21240UN-X-1	24	D	
LYEU21200UN-X-1	20	D	
LYEU21180UN-X-1	18	D	
LYEU21160UN-X-1	16	D	
LYEU21140UN-X-1	14	D	
LYEU21120UN-X-1	12	D	
LYEU21100UN-X-1	10	D	
NPT-threading (internal & external) / NPT-filetage (interne & externe)			
LYEU21140NT-1	14	E	
LYEU21115NT-1	11,5	E	
NPTF-threading (internal & external) / NPTF-filetage (interne & externe)			
LYEU21140NF-1	14	F	
LYEU21115NF-1	11,5	F	
BSPT-threading (internal & external) / BSPT-filetage (interne & externe)			
LYEU21140BT-1	14	G	
LYEU21110BT-1	11	G	
BSP-threading (internal & external) / BSP-filetage (interne & externe)			
LYEU21200BW-1	20	H	
LYEU21190BW-1	19	H	
LYEU21140BW-1	14	H	
LYEU21110BW-1	11	H	
PG-threading (internal & external) / PG-filetage (interne & externe)			
LYEU21180PG-1	18	I	
LYEU21160PG-1	16	I	

● = P ● = M ● = K ● = N ● = S ○ = H

ADAPTION ACC. TO DIN 1835 B (WELDON)
ATTACHEMENT DIN 1835 B (WELDON)



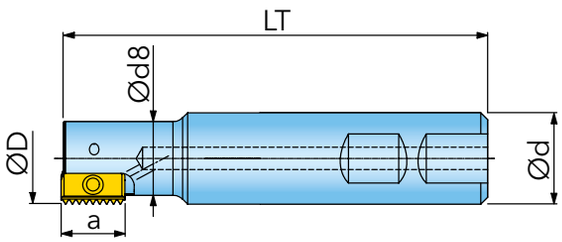

Designation Réf. de l'article	D	d	d8	LT	L1	a	Z	IK	kg
MTED29-1-W25-30	29	25	23	110	50	30	1	✓	0,350
MTED31-1-W25-30	31	25	-	150	-	30	1	✓	0,520
MTED38-1-W32-30	38	32	-	150	-	30	1	✓	0,890
MTED40-2-W32-30	40	32	30	130	70	30	2	✓	0,690

SPARE PARTS ACCESSOIRES	①	②
	IS30 (10,0Nm)	IK30

① = Insert screw / Vis de serrage ② = Screw driver / Tournevis

Member IMC Group Ingersoll Cutting Tools

A ISO-threading (internal) / ISO-filetage (interne)

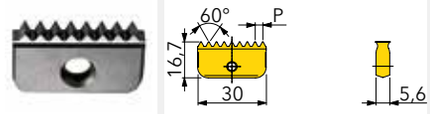

B ISO-threading (external) / ISO-filetage (externe)

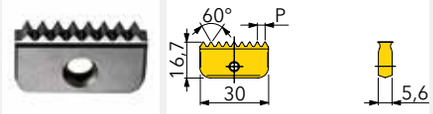

C UN-threading (internal) / UN-filetage (interne)

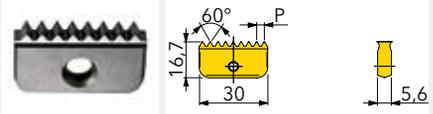

D UN-threading (external) / UN-filetage (externe)

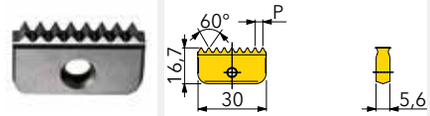

E NPT-threading (internal & external) / NPT-filetage (interne & externe)

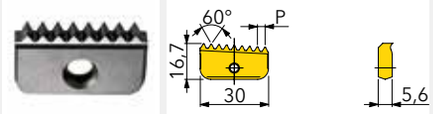

F NPFT-threading (internal & external) / NPFT-filetage (interne & externe)

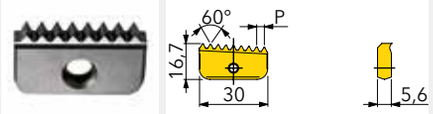

G BSPT-threading (internal & external) / BSPT-filetage (interne & externe)

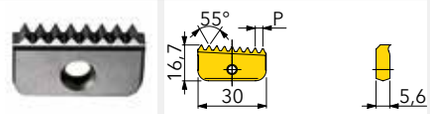

H BSP-threading (internal & external) / BSP-filetage (interne & externe)

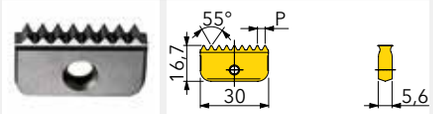

I PG-threading (internal & external) / PG-filetage (interne & externe)

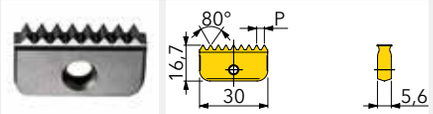

Designation Réf. de l'article	Pitch Pas	Grade Nuance	IN2005
ISO-threading (internal) / ISO-filetage (interne)			
LYEU30150IS-1	1,5	A	
LYEU30200IS-1	2	A	
LYEU30300IS-1	3	A	
LYEU30350IS-1	3,5	A	
LYEU30400IS-1	4	A	
LYEU30450IS-1	4,5	A	
LYEU30500IS-1	5	A	
ISO-threading (external) / ISO-filetage (externe)			
LYEU30150IS-X-1	1,5	B	
LYEU30200IS-X-1	2	B	
LYEU30300IS-X-1	3	B	
LYEU30350IS-X-1	3,5	B	
LYEU30400IS-X-1	4	B	
UN-threading (internal) / UN-filetage (interne)			
LYEU30200UN-1	20	C	
LYEU30180UN-1	18	C	
LYEU30160UN-1	16	C	
LYEU30140UN-1	14	C	
LYEU30120UN-1	12	C	
LYEU30100UN-1	10	C	
LYEU30080UN-1	8	C	
LYEU30060UN-1	6	C	

Designation Réf. de l'article	Pitch Pas	Grade Nuance	IN2005
UN-threading (external) / UN-filetage (externe)			
LYEU30200UN-X-1	20	D	
LYEU30180UN-X-1	18	D	
LYEU30160UN-X-1	16	D	
LYEU30140UN-X-1	14	D	
LYEU30120UN-X-1	12	D	
LYEU30100UN-X-1	10	D	
LYEU30080UN-X-1	8	D	
LYEU30060UN-X-1	6	D	
NPT-threading (internal & external) / NPT-filetage (interne & externe)			
LYEU30115NT-1	11,5	E	
LYEU30080NT-1	8	E	
NPTF-threading (internal & external) / NPTF-filetage (interne & externe)			
LYEU30115NF-1	11,5	F	
LYEU30080NF-1	8	F	
BSPT-threading (internal & external) / BSPT-filetage (interne & externe)			
LYEU30110BT-1	11	G	
BSP-threading (internal & external) / BSP-filetage (interne & externe)			
LYEU30160BW-1	16	H	
LYEU30140BW-1	14	H	
LYEU30110BW-1	11	H	
PG-threading (internal & external) / PG-filetage (interne & externe)			
LYEU30160PG-1	16	I	

● = P ● = M ● = K ● = N ● = S ○ = H

ADAPTION ACC. TO DIN 1835 A
ATTACHEMENT DIN 1835 A






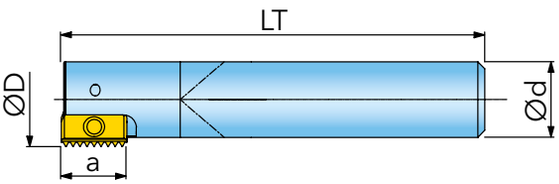

Designation Réf. de l'article	D	d	LT	a	Z	IK	kg
MTED27-1-C20C-30	27	20	270	30	1	✓	1,075

SPARE PARTS
ACCESSOIRES





	IS30 (10,0Nm)	IK30

① = Insert screw / Vis de serrage ② = Screw driver / Tournevis

A ISO-threading (internal) / ISO-filetage (interne)

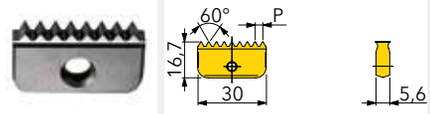

B ISO-threading (external) / ISO-filetage (externe)

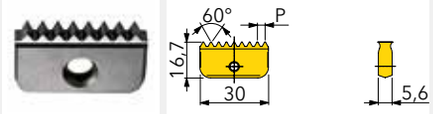

C UN-threading (internal) / UN-filetage (interne)

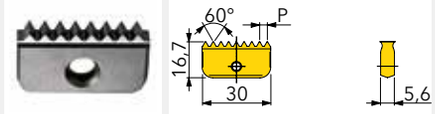

D UN-threading (external) / UN-filetage (externe)

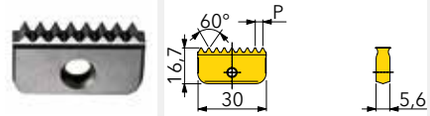

E NPT-threading (internal & external) / NPT-filetage (interne & externe)

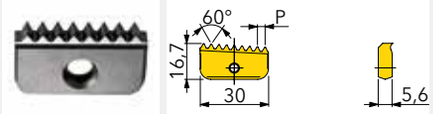

F NPFT-threading (internal & external) / NPFT-filetage (interne & externe)

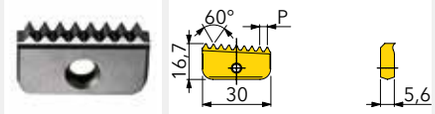

G BSPT-threading (internal & external) / BSPT-filetage (interne & externe)

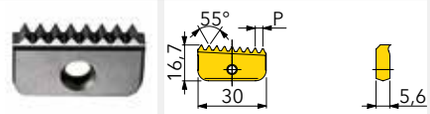

H BSP-threading (internal & external) / BSP-filetage (interne & externe)

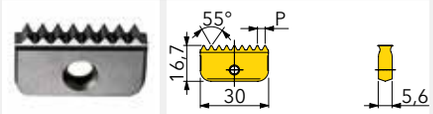

I PG-threading (internal & external) / PG-filetage (interne & externe)

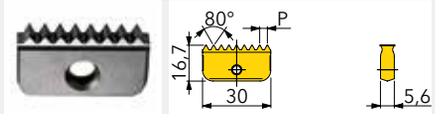

Designation Réf. de l'article	Pitch Pas	Grade Nuance	IN2005
ISO-threading (internal) / ISO-filetage (interne)			
LYEU30150IS-1	1,5	A	
LYEU30200IS-1	2	A	
LYEU30300IS-1	3	A	
LYEU30350IS-1	3,5	A	
LYEU30400IS-1	4	A	
LYEU30450IS-1	4,5	A	
LYEU30500IS-1	5	A	
ISO-threading (external) / ISO-filetage (externe)			
LYEU30150IS-X-1	1,5	B	
LYEU30200IS-X-1	2	B	
LYEU30300IS-X-1	3	B	
LYEU30350IS-X-1	3,5	B	
LYEU30400IS-X-1	4	B	
UN-threading (internal) / UN-filetage (interne)			
LYEU30200UN-1	20	C	
LYEU30180UN-1	18	C	
LYEU30160UN-1	16	C	
LYEU30140UN-1	14	C	
LYEU30120UN-1	12	C	
LYEU30100UN-1	10	C	
LYEU30080UN-1	8	C	
LYEU30060UN-1	6	C	

Designation Réf. de l'article	Pitch Pas	Grade Nuance	IN2005
UN-threading (external) / UN-filetage (externe)			
LYEU30200UN-X-1	20	D	
LYEU30180UN-X-1	18	D	
LYEU30160UN-X-1	16	D	
LYEU30140UN-X-1	14	D	
LYEU30120UN-X-1	12	D	
LYEU30100UN-X-1	10	D	
LYEU30080UN-X-1	8	D	
LYEU30060UN-X-1	6	D	
NPT-threading (internal & external) / NPT-filetage (interne & externe)			
LYEU30115NT-1	11,5	E	
LYEU30080NT-1	8	E	
NPTF-threading (internal & external) / NPTF-filetage (interne & externe)			
LYEU30115NF-1	11,5	F	
LYEU30080NF-1	8	F	
BSPT-threading (internal & external) / BSPT-filetage (interne & externe)			
LYEU30110BT-1	11	G	
BSP-threading (internal & external) / BSP-filetage (interne & externe)			
LYEU30160BW-1	16	H	
LYEU30140BW-1	14	H	
LYEU30110BW-1	11	H	
PG-threading (internal & external) / PG-filetage (interne & externe)			
LYEU30160PG-1	16	I	

● = P ● = M ● = K ● = N ● = S ○ = H

FOR EXCHANGEABLE HEAD SYSTEM
POUR SYSTEME DE TETES INTERCHANGEABLES



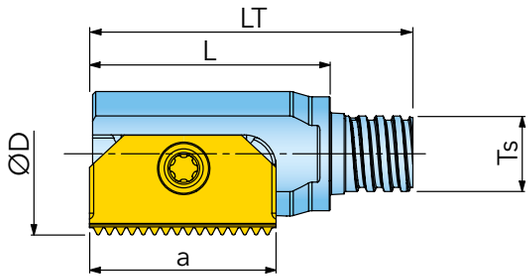

Designation Réf. de l'article	D	d1	LT	L	a	Ts	Z	IK	kg
MTED27-1-CST12-30	27	20	52	38,2	30	T12	1	✓	0,10

SPARE PARTS
ACCESSOIRES



Special thread / Filetage Spécial

T12	IS30 (10,0Nm)	IK30	WS-0059 (28,0Nm)

① = Insert screw / Vis de serrage ② = Screw driver / Tournevis ③ = Wrench / Clé de serrage

Member IMC Group Ingersoll Cutting Tools

A ISO-threading (internal) / ISO-filetage (interne)

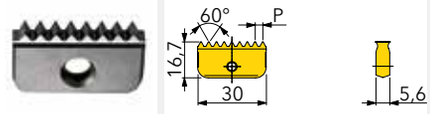

B ISO-threading (external) / ISO-filetage (externe)

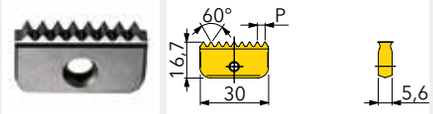

C UN-threading (internal) / UN-filetage (interne)

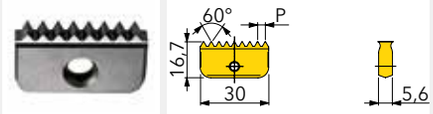

D UN-threading (external) / UN-filetage (externe)

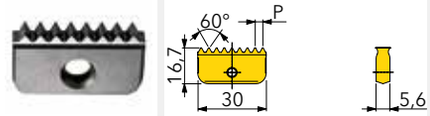

E NPT-threading (internal & external) / NPT-filetage (interne & externe)

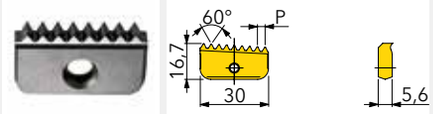

F NPFT-threading (internal & external) / NPFT-filetage (interne & externe)

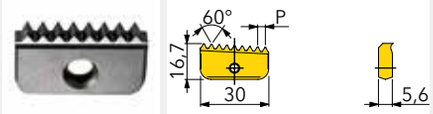

G BSPT-threading (internal & external) / BSPT-filetage (interne & externe)

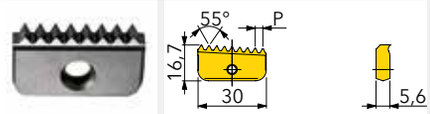

H BSP-threading (internal & external) / BSP-filetage (interne & externe)

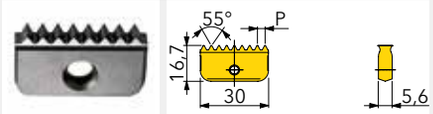

I PG-threading (internal & external) / PG-filetage (interne & externe)

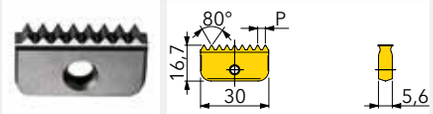

Designation Réf. de l'article	Pitch Pas	Grade Nuance	IN2005
ISO-threading (internal) / ISO-filetage (interne)			
LYEU30150IS-1	1,5	A	
LYEU30200IS-1	2	A	
LYEU30300IS-1	3	A	
LYEU30350IS-1	3,5	A	
LYEU30400IS-1	4	A	
LYEU30450IS-1	4,5	A	
LYEU30500IS-1	5	A	
ISO-threading (external) / ISO-filetage (externe)			
LYEU30150IS-X-1	1,5	B	
LYEU30200IS-X-1	2	B	
LYEU30300IS-X-1	3	B	
LYEU30350IS-X-1	3,5	B	
LYEU30400IS-X-1	4	B	
UN-threading (internal) / UN-filetage (interne)			
LYEU30200UN-1	20	C	
LYEU30180UN-1	18	C	
LYEU30160UN-1	16	C	
LYEU30140UN-1	14	C	
LYEU30120UN-1	12	C	
LYEU30100UN-1	10	C	
LYEU30080UN-1	8	C	
LYEU30060UN-1	6	C	

Designation Réf. de l'article	Pitch Pas	Grade Nuance	IN2005
UN-threading (external) / UN-filetage (externe)			
LYEU30200UN-X-1	20	D	
LYEU30180UN-X-1	18	D	
LYEU30160UN-X-1	16	D	
LYEU30140UN-X-1	14	D	
LYEU30120UN-X-1	12	D	
LYEU30100UN-X-1	10	D	
LYEU30080UN-X-1	8	D	
LYEU30060UN-X-1	6	D	
NPT-threading (internal & external) / NPT-filetage (interne & externe)			
LYEU30115NT-1	11,5	E	
LYEU30080NT-1	8	E	
NPTF-threading (internal & external) / NPTF-filetage (interne & externe)			
LYEU30115NF-1	11,5	F	
LYEU30080NF-1	8	F	
BSPT-threading (internal & external) / BSPT-filetage (interne & externe)			
LYEU30110BT-1	11	G	
BSP-threading (internal & external) / BSP-filetage (interne & externe)			
LYEU30160BW-1	16	H	
LYEU30140BW-1	14	H	
LYEU30110BW-1	11	H	
PG-threading (internal & external) / PG-filetage (interne & externe)			
LYEU30160PG-1	16	I	

= P = M = K = N = S = H

ADAPTION ACC. TO DIN 8030
ATTACHEMENT DIN 8030



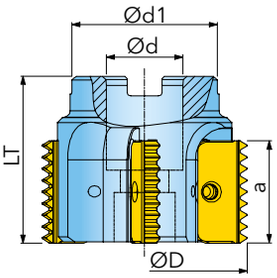

Designation Réf. de l'article	D	d	d1	LT	a	Z	kg
MTFD063-4-22-30	63	22	55	50	30	4	0,675
MTFD080-4-27-30	80	27	58	55	30	4	1,220
MTFD100-4-32-30	100	32	66	60	30	4	2,160

SPARE PARTS ACCESSOIRES	①	②
	IS30 (10,0Nm)	IK30

① = Insert screw / Vis de serrage ② = Screw driver / Tournevis

Member IMC Group Ingersoll Cutting Tools

A ISO-threading (internal) / ISO-filetage (interne)

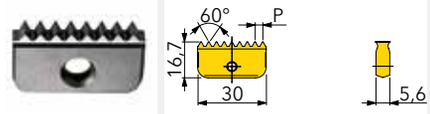

B ISO-threading (external) / ISO-filetage (externe)

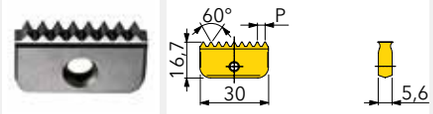

C UN-threading (internal) / UN-filetage (interne)

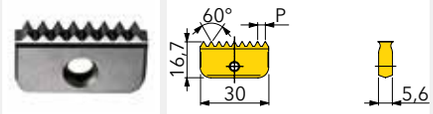

D UN-threading (external) / UN-filetage (externe)

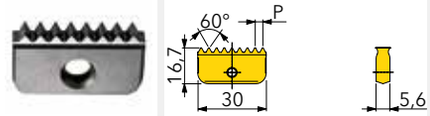

E NPT-threading (internal & external) / NPT-filetage (interne & externe)

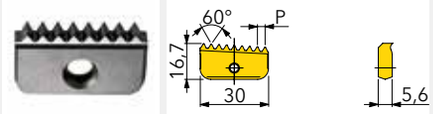

F NPFT-threading (internal & external) / NPFT-filetage (interne & externe)

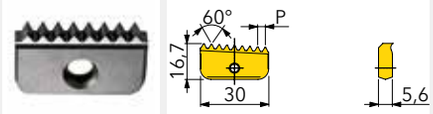

G BSPT-threading (internal & external) / BSPT-filetage (interne & externe)

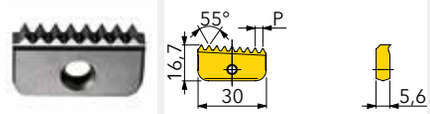

H BSP-threading (internal & external) / BSP-filetage (interne & externe)

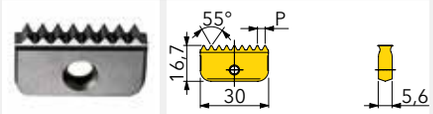

I PG-threading (internal & external) / PG-filetage (interne & externe)

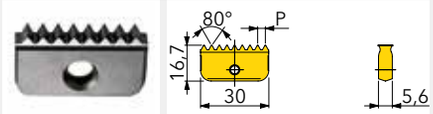

Designation Réf. de l'article	Pitch Pas	Grade Nuance	IN2005
ISO-threading (internal) / ISO-filetage (interne)			
LYEU30150IS-1	1,5	A	
LYEU30200IS-1	2	A	
LYEU30300IS-1	3	A	
LYEU30350IS-1	3,5	A	
LYEU30400IS-1	4	A	
LYEU30450IS-1	4,5	A	
LYEU30500IS-1	5	A	
ISO-threading (external) / ISO-filetage (externe)			
LYEU30150IS-X-1	1,5	B	
LYEU30200IS-X-1	2	B	
LYEU30300IS-X-1	3	B	
LYEU30350IS-X-1	3,5	B	
LYEU30400IS-X-1	4	B	
UN-threading (internal) / UN-filetage (interne)			
LYEU30200UN-1	20	C	
LYEU30180UN-1	18	C	
LYEU30160UN-1	16	C	
LYEU30140UN-1	14	C	
LYEU30120UN-1	12	C	
LYEU30100UN-1	10	C	
LYEU30080UN-1	8	C	
LYEU30060UN-1	6	C	

Designation Réf. de l'article	Pitch Pas	Grade Nuance	IN2005
UN-threading (external) / UN-filetage (externe)			
LYEU30200UN-X-1	20	D	
LYEU30180UN-X-1	18	D	
LYEU30160UN-X-1	16	D	
LYEU30140UN-X-1	14	D	
LYEU30120UN-X-1	12	D	
LYEU30100UN-X-1	10	D	
LYEU30080UN-X-1	8	D	
LYEU30060UN-X-1	6	D	
NPT-threading (internal & external) / NPT-filetage (interne & externe)			
LYEU30115NT-1	11,5	E	
LYEU30080NT-1	8	E	
NPTF-threading (internal & external) / NPTF-filetage (interne & externe)			
LYEU30115NF-1	11,5	F	
LYEU30080NF-1	8	F	
BSPT-threading (internal & external) / BSPT-filetage (interne & externe)			
LYEU30110BT-1	11	G	
BSP-threading (internal & external) / BSP-filetage (interne & externe)			
LYEU30160BW-1	16	H	
LYEU30140BW-1	14	H	
LYEU30110BW-1	11	H	
PG-threading (internal & external) / PG-filetage (interne & externe)			
LYEU30160PG-1	16	I	

● = P ● = M ● = K ● = N ● = S ○ = H

ADAPTION ACC. TO DIN 1835 B (WELDON)
ATTACHEMENT DIN 1835 B (WELDON)





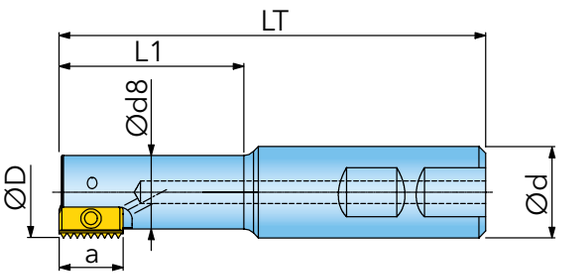

Designation Réf. de l'article	D	d	d8	LT	L1	a	Z	IK	kg
MTED48-1-W40-40	48	40	35	153	78	40	1	✓	1,200
MTED50-2-W40-40	50	40	38	153	78	40	2	✓	1,215

SPARE PARTS
ACCESSOIRES

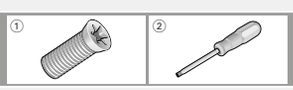

	IS40 (10,0Nm)	IK40

① = Insert screw / Vis de serrage ② = Screw driver / Tournevis

Member IMC Group Ingersoll Cutting Tools

A ISO-threading (internal) / ISO-filetage (interne)

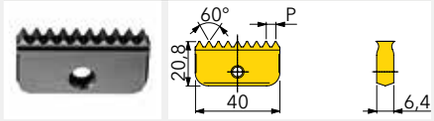

B ISO-threading (external) / ISO-filetage (externe)

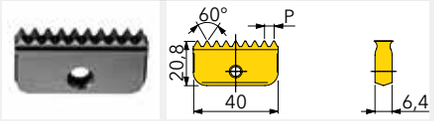

C UN-threading (internal) / UN-filetage (interne)

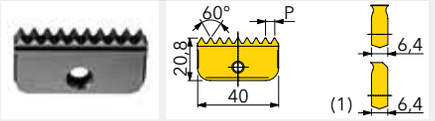

D UN-threading (external) / UN-filetage (externe)

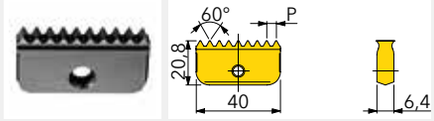

E NPT-threading (internal & external) / NPT-filetage (interne & externe)

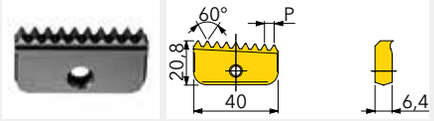

F NPFT-threading (internal & external) / NPFT-filetage (interne & externe)

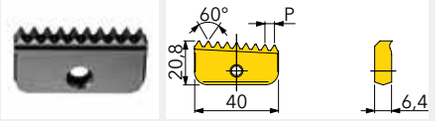

G BSPT-threading (internal & external) / BSPT-filetage (interne & externe)

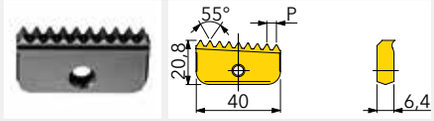

H BSP-threading (internal & external) / BSP-filetage (interne & externe)

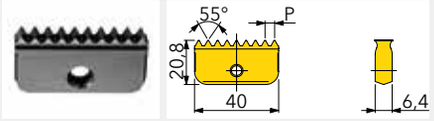

Designation Réf. de l'article	Pitch Pas	Grade Nuance	IN2005
ISO-threading (internal) / ISO-filetage (interne)			
LYEU40150IS-1	1,5	A	
LYEU40200IS-1	2	A	
LYEU40300IS-1	3	A	
LYEU40350IS-1	3,5	A	
LYEU40400IS-1	4	A	
LYEU40450IS-1	4,5	A	
LYEU40500IS-1	5	A	
LYEU40550IS-1	5,5	A	
LYEU40600IS-1	6	A	
ISO-threading (external) / ISO-filetage (externe)			
LYEU40150IS-X-1	1,5	B	
LYEU40200IS-X-1	2	B	
LYEU40300IS-X-1	3	B	
LYEU40400IS-X-1	4	B	
LYEU40500IS-X-1	5	B	
LYEU40600IS-X-1	6	B	
UN-threading (internal) / UN-filetage (interne)			
LYEU40160UN-1	16	C	
LYEU40140UN-1	14	C	
LYEU40120UN-1	12	C	
LYEU40100UN-1	10	C	
LYEU40080UN-1	8	C	
LYEU40060UN-1	6	C	
LYEU40045UN-1	4,5	C	
LYEU40040UN-1	4	C	
UN-threading (external) / UN-filetage (externe)			
LYEU40160UN-X-1	16	D	
LYEU40140UN-X-1	14	D	
LYEU40120UN-X-1	12	D	
LYEU40100UN-X-1	10	D	
LYEU40080UN-X-1	8	D	
LYEU40060UN-X-1	6	D	
NPT-threading (internal & external) / NPT-filetage (interne & externe)			
LYEU40115NT-1	11,5	E	
LYEU40080NT-1	8	E	
NPTF-threading (internal & external) / NPTF-filetage (interne & externe)			
LYEU40080NF-1	8	F	
BSPT-threading (internal & external) / BSPT-filetage (interne & externe)			
LYEU40110BT-1	11	G	
BSP-threading (internal & external) / BSP-filetage (interne & externe)			
LYEU40110BW-1	11	H	
LYEU40080BW-1	8	H	

● = P ● = M ● = K ● = N ● = S ○ = H

ADAPTION ACC. TO DIN 8030
ATTACHEMENT DIN 8030



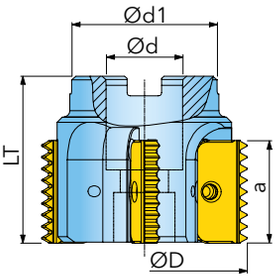

Designation Réf. de l'article	D	d	d1	LT	a	Z	kg
MTFD080-4-27-40	80	27	58	65	40	4	1,290
MTFD100-4-32-40	100	32	66	70	40	4	1,215

SPARE PARTS ACCESSOIRES	①	②
	IS40 (10,0Nm)	IK40

① = Insert screw / Vis de serrage ② = Screw driver / Tournevis

Member IMC Group Ingersoll Cutting Tools

A ISO-threading (internal) / ISO-filetage (interne)

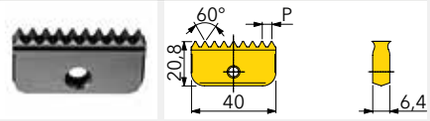

B ISO-threading (external) / ISO-filetage (externe)

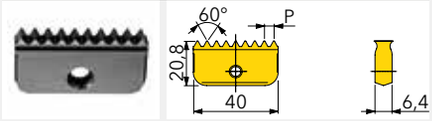

C UN-threading (internal) / UN-filetage (interne)

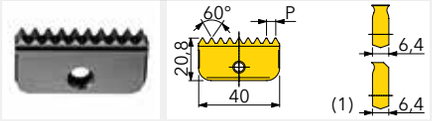

D UN-threading (external) / UN-filetage (externe)

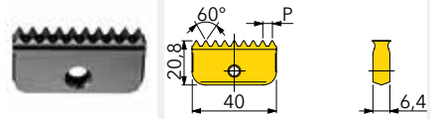

E NPT-threading (internal & external) / NPT-filetage (interne & externe)

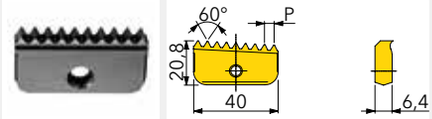

F NPFT-threading (internal & external) / NPFT-filetage (interne & externe)

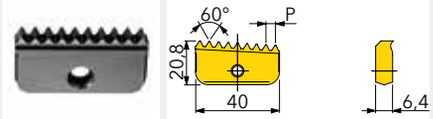

G BSPT-threading (internal & external) / BSPT-filetage (interne & externe)

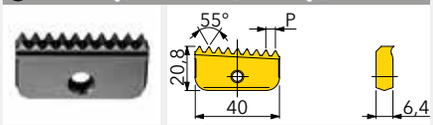

H BSP-threading (internal & external) / BSP-filetage (interne & externe)

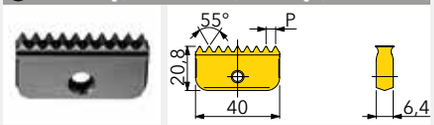

Designation Réf. de l'article	Pitch Pas	Grade Nuance	IN2005
ISO-threading (internal) / ISO-filetage (interne)			
LYEU40150IS-1	1,5	A	
LYEU40200IS-1	2	A	
LYEU40300IS-1	3	A	
LYEU40350IS-1	3,5	A	
LYEU40400IS-1	4	A	
LYEU40450IS-1	4,5	A	
LYEU40500IS-1	5	A	
LYEU40550IS-1	5,5	A	
LYEU40600IS-1	6	A	
ISO-threading (external) / ISO-filetage (externe)			
LYEU40150IS-X-1	1,5	B	
LYEU40200IS-X-1	2	B	
LYEU40300IS-X-1	3	B	
LYEU40400IS-X-1	4	B	
LYEU40500IS-X-1	5	B	
LYEU40600IS-X-1	6	B	
UN-threading (internal) / UN-filetage (interne)			
LYEU40160UN-1	16	C	
LYEU40140UN-1	14	C	
LYEU40120UN-1	12	C	
LYEU40100UN-1	10	C	
LYEU40080UN-1	8	C	
LYEU40060UN-1	6	C	
LYEU40045UN-1	4,5	C	
LYEU40040UN-1	4	C	
UN-threading (external) / UN-filetage (externe)			
LYEU40160UN-X-1	16	D	
LYEU40140UN-X-1	14	D	
LYEU40120UN-X-1	12	D	
LYEU40100UN-X-1	10	D	
LYEU40080UN-X-1	8	D	
LYEU40060UN-X-1	6	D	
NPT-threading (internal & external) / NPT-filetage (interne & externe)			
LYEU40115NT-1	11,5	E	
LYEU40080NT-1	8	E	
NPTF-threading (internal & external) / NPTF-filetage (interne & externe)			
LYEU40080NF-1	8	F	
BSPT-threading (internal & external) / BSPT-filetage (interne & externe)			
LYEU40110BT-1	11	G	
BSP-threading (internal & external) / BSP-filetage (interne & externe)			
LYEU40110BW-1	11	H	
LYEU40080BW-1	8	H	

● = P ● = M ● = K ● = N ● = S ○ = H

FOR EXCHANGEABLE HEAD SYSTEM
POUR SYSTEME DE TETES INTERCHANGEABLES



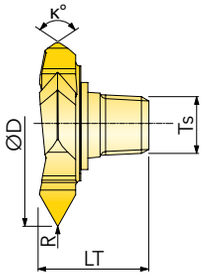

Grade / Nuance	P	M	K	N (K)	S (M)	H (P/K)
IN1530	+	+	+	O	+	O

D ±0,03

+ Preferred choice / Premier choix O Second choice / Second choix

Designation Réf. de l'article	D	D min.	LT	κ	R	Ts	P	TPI	Pitch Pas	BSP	Z	kg	①
16Y15705T6RP60[1)]	15,7	20	9,8	60	-	T6	0,5 - 2	-	≥ M20	-	3	0,006	WS-0035
16Y15715T6RP60[1)]	15,7	20	9,8	60	0,05	T6	1,5 - 2	-	≥ M22	-	3	0,006	WS-0035
17Y21730T8RP60[1)]	21,7	31	11,73	60	0,2	T8	3 - 4,5	-	≥ M36	-	4	0,017	WS-0036
17Y21714T8RP55	21,7	24,2	10,81	55	0,2	T8	-	11 - 14	-	G ≥ 3/4	4	0,015	WS-0036

[1)] only for internal threading / Uniquementpour filetage interne

① = Wrench / Clé de serrage

Member IMC Group Ingersoll Cutting Tools

FOR EXCHANGEABLE HEAD SYSTEM
POUR SYSTEME DE TETES INTERCHANGEABLES



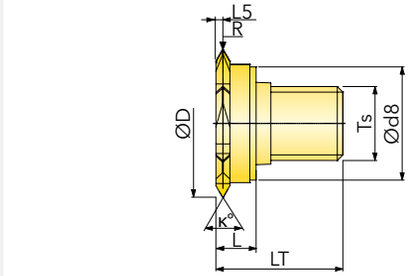

Grade / Nuance	P	M	K	$N_{(K)}$	$S_{(M)}$	$H_{(P/K)}$
IN2005	+	+	+	O	+	O

+ Preferred choice / Premier choix O Second choice / Second choix

Designation Réf. de l'article	D	d8	LT	L	L5	κ	R	Ts	P	TPI	Pitch Pas	BSP	Z	kg	①
17Y11905T6RP600	11,94	7,6	10,0	2,90	0,95	60	0,05	T06	0,4-0,8	-	≥ M14	-	5	0,005	DS-T20T
17Y11910TQRP600	11,94	7,6	10,0	2,90	0,95	60	0,11	T05	0,8-1,75	-	≥ M14	-	5	0,015	DS-T20T
17Y11920TQRP600	11,94	7,6	10,5	2,90	1,40	60	0,22	T05	1,75-2,5	-	≥ M16	-	5	0,013	DS-T20T
17Y15905T8RP600	15,94	11,5	11,25	3,15	1,15	60	0,05	T08	0,4-0,8	-	≥ M18	-	5	0,010	DS-T40L
17Y15910T8RP600	15,94	11,5	11,25	3,15	1,15	60	0,10	T08	0,8-1,75	-	≥ M18	-	5	0,010	DS-T40L
17Y15920T6RP600	15,94	9,6	10,8	4,15	1,65	60	0,22	T06	1,75-3,0	-	≥ M20	-	5	0,017	DS-T25T
18Y19910TRRP600	19,94	16,0	17,2	3,30	1,35	60	0,11	T10	0,8-2,0	-	≥ M24	-	6	0,027	DS-T40L
18Y19920T8RP600	19,94	11,5	12,75	4,80	2,10	60	0,22	T08	1,75-3,0	-	≥ M24	-	6	0,024	DS-T40L
18Y19930T8RP600	19,94	11,5	12,75	4,80	2,10	60	0,31	T08	2,5-4,0	-	≥ M25	-	6	0,020	DS-T25T
17Y27750TRRP600	27,7	16,0	18,2	6,45	2,80	60	0,57	T10	4,5-6,0	-	≥ M38	-	5	0,056	DS-T40L
18Y27730TSRP600	27,7	16,0	22,5	5,45	2,30	60	0,34	T12	2,5-5,0	-	≥ M33	-	6	0,063	DS-T40L
17Y11911TQRP550	11,94	7,6	10,0	2,90	0,95	55	0,23	T06	-	11-14	-	G 1/2- G 7/8	5	0,010	DS-T20T
18Y11919TQRP550	11,94	7,6	10,0	2,90	0,95	55	0,11	T05	-	19-28	-	G 3/8	6	0,015	DS-T20T
18Y15980T6RP550	15,94	9,6	10,8	4,15	1,65	55	0,23	T06	-	8-14	-	G≥1/2	5	0,017	DS-T25T

① = Screw driver / Tournevis

FOR EXCHANGEABLE HEAD SYSTEM
POUR SYSTEME DE TETES INTERCHANGEABLES



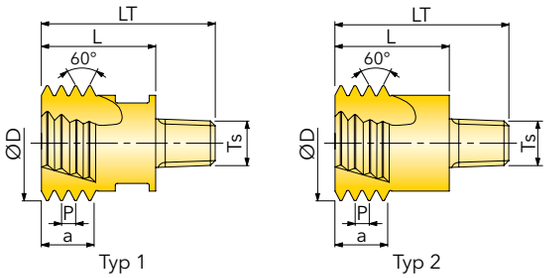

Grade / Nuance	P	M	K	N (K)	S (M)	H (P/K)
IN2005	+	+	+	O	+	O

+ Preferred choice / Premier choix O Second choice / Second choix

Designation Réf. de l'article	D	LT	L	a	Ts	P	Pitch Pas	Pitch Pas	Typ	Z	kg	①
47Y075ISTQRA13	10	19,85	12,75	6	T5	0,75	-	≥ 12	1	4	0,010	WS-0043
47Y100ISTQRA13	10	19,85	12,75	6	T5	1	-	≥ 12	1	4	0,004	WS-0043
47Y150ISTQRA13	10	19,85	12,75	6	T5	1,5	-	≥ 14	1	4	0,010	WS-0043
47Y150IST6RA17-T	12	20,95	17,05	9	T6	1,5	-	≥ 16	2	4	0,020	DS-T25T
48Y150IST8RA21-T	16	27,95	20,85	12	T8	1,5	-	≥ 20	2	6	0,001	DS-T20T
47Y200IST6RA17-T	12	20,95	17,05	10	T6	2	M16	≥ 17	2	4	0,019	DS-T25T
47Y200IST8RA21-T	16	27,95	20,85	12	T8	2	-	≥ 19	2	5	0,040	DS-T30T
47Y250IST8RA20-T	15,4	27,95	20,85	12,5	T8	2,5	M20	≥ 22	2	5	0,038	DS-T30T
46Y300IST8RA21-T	16	27,95	20,85	12	T8	3	M24	≥ 25	2	3	0,008	DS-T30T

① = Wrench / Clé de serrage

Member IMC Group Ingersoll Cutting Tools

CHIPSURFER THREADING CUTTER UNC / UNF / UNEF TYPE
FRAISE À FILETER TYPE UNC / UNF / UNEF

FOR EXCHANGEABLE HEAD SYSTEM
POUR SYSTEME DE TETES INTERCHANGEABLES



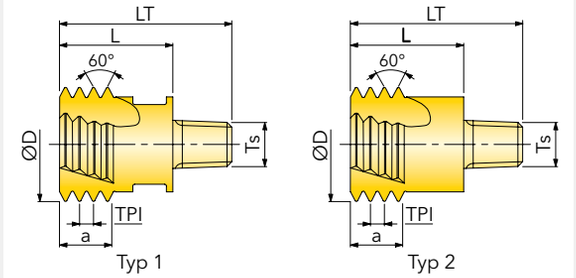

Grade / Nuance	P	M	K	$N_{(K)}$	$S_{(M)}$	$H_{(P/K)}$
IN2005	+	+	+	O	+	O

+ Preferred choice / Premier choix O Second choice / Second choix

Designation Réf. de l'article	D	LT	L	a	Ts	TPI	UNC	UNF	UNEF	Typ	Z	kg	①
47Y-24UNTQRA13	10	19,85	12,75	5,3	T5	24	-	-	9/16 - 5/8	1	4	0,010	WS-0043
47Y-20UNTQRA13	10	19,85	12,75	5,1	T5	20	-	1/2	-	1	4	0,010	WS-0043
47Y-18UNTQRA13	10	19,85	12,75	5,6	T5	18	-	9/16 - 5/81	1/8 - 1 5/8	1	4	0,010	WS-0043
47Y-16UNT6RA17-T	12	20,95	14,30	8,0	T6	16	-	3/4	-	2	4	0,019	DS-T25T
47Y-14UNT8RA21-T	16	20,95	20,85	12,7	T8	14	-	7/8	-	2	5	0,063	DS-T30T
47Y-12UNT8RA21-T	16	27,95	20,85	12,7	T8	12	-	1 - 1 1/2	-	2	5	0,041	DS-T30T
47Y-10UNT8RA21-T	15,3	27,95	20,85	12,7	T8	10	3/4	-	-	2	4	0,037	DS-T30T
46Y-09UNT8RA21-T	16	27,95	20,85	11,3	T8	9	7/8	-	-	2	3	0,063	DS-T30T

① = Wrench / Clé de serrage

CHIPSURFER THREADING CUTTER W TYPE
FRAISE À FILETER TYPE W

FOR EXCHANGEABLE HEAD SYSTEM
POUR SYSTEME DE TETES INTERCHANGEABLES



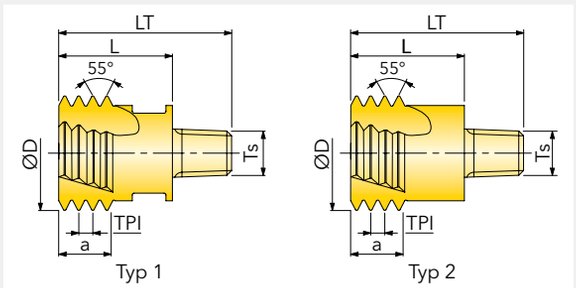

Grade / Nuance	P	M	K	$N_{(K)}$	$S_{(M)}$	$H_{(P/K)}$
IN2005	+	+	+	O	+	O

+ Preferred choice / Premier choix O Second choice / Second choix

Designation Réf. de l'article	D	LT	L	a	Ts	TPI	BSP	Typ	Z	kg	①
47Y-19WTQRA13	10	19,85	12,75	5,3	T5	19	G1/4 - 3/8	1	4	0,010	WS-0043
47Y-14WT8RA21-T	16	27,95	19,00	12,7	T8	14	G1/2 - 7/8	2	4	0,063	DS-T30T
47Y-11WT8RA21-T	16	27,95	19,00	11,6	T8	11	G ≥ 1	2	4	0,040	DS-T30T

① = Wrench / Clé de serrage

ADAPTION ACC. TO DIN 6535 HA
ATTACHEMENT DIN 6535 HA



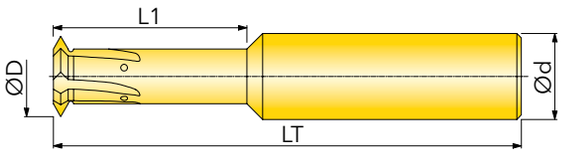

Grade / Nuance	P	M	K	N (K)	S (M)	H (P/K)
IN2005	+	+	+	O	+	O

D h6

+ Preferred choice / Premier choix O Second choice / Second choix

Designation Réf. de l'article	D	d	LT	L1	Pi	Pi(TPI)	Pe	Pe(TPI)	Pitch Pas	Z	IK	kg
MTECI 0605D20 A60	5	6	58	20	0,5-0,8	56-32	0,4-0,8	64-36	≥ 6	4	✓	0,018
MTECI 0808D28 A60	8	8	64	28	0,5-0,8	56-32	0,4-0,8	64-36	≥ 9	4	✓	0,026
MTECI 0808D30 A60	8	8	64	30	1-1,75	28-14	0,8-1,5	32-16	≥ 10	4	✓	0,037
MTECI 1010D35 A60	10	10	73	35	1-1,75	28-14	0,8-1,5	32-16	≥ 12	4	✓	0,100
MTECI 1212E40 A60	12	12	84	40	2-3	13-8	1,75-2,5	15-10	≥ 16	5	✓	0,100
MTECI 1614E45 A60	14	16	101	45	2-3	13-8	1,75-2,5	15-10	≥ 18	5	✓	0,201
MTECI 1616E50 A60	16	16	101	50	2-3	13-8	1,75-2,5	15-10	≥ 20	5	✓	0,321

Member IMC Group Ingersoll Cutting Tools

ADAPTION ACC. TO DIN 6535 HA
ATTACHEMENT DIN 6535 HA



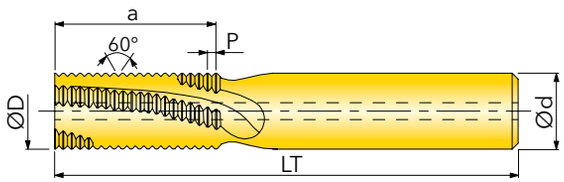

Grade / Nuance	P	M	K	$N_{(K)}$	$S_{(M)}$	$H_{(P/K)}$
IN2005	+	+	+	o	+	

D h6

+ Preferred choice / Premier choix o Second choice / Second choix

Designation Réf. de l'article	D	d	LT	a	P	Pitch Pas	Pitch Pas	Z	IK	kg
MTECB 06038C10 0.5ISO	3,8	6	58	10,3	0,5	-	≥ 5	3	✓	0,019
MTECB 06031C7 0.7ISO	3,1	6	58	7,4	0,7	M4	≥ 5	3	✓	0,020
MTECB 06045C10 0.75ISO	4,5	6	58	10,1	0,75	-	≥ 6	3	✓	0,020
MTECB 06038C9 0.8 ISO	3,8	6	58	9,2	0,8	M5	≥ 6	3	✓	0,019
MTECB 06046C10 1.0ISO	4,6	6	58	10,5	1	M6	≥ 7	3	✓	0,019
MTECB 06046C14 1.0ISO	4,6	6	58	14,5	1	M6	≥ 7	3	✓	0,019
MTECB 0606C12 1.0ISO	6	6	58	12,5	1	-	≥ 9	3	✓	0,004
MTECB 1010D24 1.0ISO	10	10	73	24,5	1	-	≥ 12	4	✓	0,068
MTECB 0808D16 1.0ISO	8	8	64	16,5	1	-	≥ 10	4	✓	0,041
MTECB 0606C14 1.25ISO	6	6	58	14,4	1,25	M8	≥ 10	3	✓	0,020
MTECB 0606C19 1.25ISO	6	6	58	19,4	1,25	M8	≥ 10	3	✓	0,018
MTECB 08078C17 1.5ISO	7,8	8	64	17	1,5	M10	≥ 12	3	✓	0,038
MTECB 08078C24 1.5ISO	7,8	8	64	24,8	1,5	M10	≥ 12	3	✓	0,043
MTECB 1010D21 1.5ISO	10	10	73	21,8	1,5	-	≥14	4	✓	0,073
MTECB 1212D26 1.5ISO	12	12	84	26,3	1,5	-	≥ 16	4	✓	0,119
MTECB 1616F33 1.5ISO	16	16	105	33,8	1,5	-	≥ 20	6	✓	0,258
MTECB 1009C20 1.75ISO	9	10	73	20,1	1,75	M12	≥ 12	3	✓	0,067
MTECB 1009C28 1.75ISO	9	10	73	28,9	1,75	M12	≥ 12	3	✓	0,059
MTECB 1010C27 2.0ISO	10	10	73	27	2	M14	≥ 15	3	✓	0,064
MTECB 12118D27 2.0ISO	11,8	12	84	27	2	M16	≥ 17	4	✓	0,109
MTECB 12118D39 2.0ISO	11,8	12	84	39	2	M16	≥ 17	4	✓	0,138
MTECB 1615E33 2.5ISO	15	16	105	33,8	2,5	M20	≥ 22	5	✓	0,244
MTECB 1615E48 2.5ISO	15	16	105	48,8	2,5	M20	≥ 22	5	✓	0,222
MTECB 2018D58 3.0ISO	18	20	120	58,5	3	M24	≥ 25	4	✓	0,381

ADAPTION ACC. TO DIN 1835 A
ATTACHEMENT DIN 1835 A



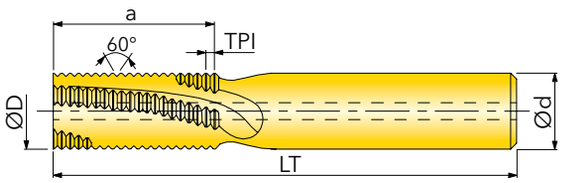

Grade / Nuance	P	M	K	N (K)	S (M)	H (P/K)
IN2005	+	+	+	O	+	

D h6

+ Preferred choice / Premier choix O Second choice / Second choix

Designation Réf. de l'article	D	d	LT	a	TPI	UNC	UNF	UNEF	Z	IK	kg
MTECB 06032C6 32UN	3,2	6	58	6,8	32	8	10	12	3	✓	0,004
MTECB 0606C14 32UN	6	6	58	14,7	32	-	-	5/16	3	✓	0,023
MTECB 0605C11 28UN	5	6	58	11,3	28	-	1/4	-	3	✓	0,020
MTECB 08066C14 24UN	6,6	8	64	14,3	24	-	5/16	-	3	✓	0,004
MTECB 0808D21 24UN	8	8	64	20,6	24	-	3/8	9/16 - 5/8	4	✓	0,004
MTECB 0808C21 20UN	8	8	64	21	20	-	7/16	-	3	✓	0,037
MTECB 1010D22 20UN	10	10	73	22,3	20	-	1/2	-	4	✓	0,072
MTECB 06056C14 18UN	5,6	6	58	14,8	18	5/16	-	-	3	✓	0,004
MTECB 12113D26 18UN	11,3	12	84	26,1	18	-	9/16 - 5/81	1/8 - 1 5/8	4	✓	0,028
MTECB 08067C16 16UN	6,7	8	64	16,7	16	3/8	-	-	3	✓	0,035
MTECB 08077C20 14UN	7,7	8	64	20,9	14	7/16	-	-	3	✓	0,004
MTECB 10092C22 13UN	9,2	10	73	22,5	13	1/2	-	-	3	✓	0,004
MTECB 16144D34 10UN	14,4	16	105	34,3	10	3/4	-	-	4	✓	0,004
MTECB 20195D42 8UN	19,5	20	105	42,9	8	1	-	-	4	✓	0,374

Member IMC Group Ingersoll Cutting Tools

RAPIDTHREAD SOLID CARBIDE BSP-THREADING (WITH CENTRAL INTERNAL COOLANT)
FRAISE À FILETER CARBURE MONO BSP (AVEC ARROSAGE INTERNE)

ADAPTION ACC. TO DIN 6535 HA
ATTACHEMENT DIN 6535 HA



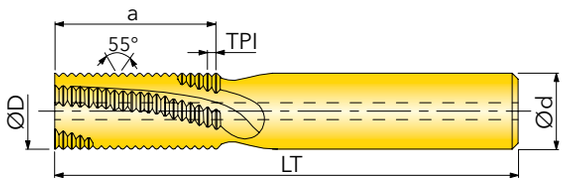

Grade / Nuance	P	M	K	$N_{(K)}$	$S_{(M)}$	$H_{(P/K)}$
IN2005	+	+	+	o	+	

D h6

\+ Preferred choice / Premier choix o Second choice / Second choix

Designation Réf. de l'article	D	d	LT	a	TPI	BSP	Z	IK	kg
MTECB 08078C14 28W	7,8	8	64	14,1	28	G1/8	3	✓	0,039
MTECB 1010D16 19W	10	10	73	16,7	19	G1/4 - 3/8	4	✓	0,072
MTECB 1616E26 14W	16	16	105	26,3	14	G1/2 - 7/8	5	✓	0,263
MTECB 1616D38 11W	16	16	105	38,1	11	G ≥ 1	4	✓	0,244

RAPIDTHREAD SOLID CARBIDE BSPT-THREADING (WITH CENTRAL INTERNAL COOLANT)
FRAISE À FILETER CARBURE MONO BSPT (AVEC ARROSAGE INTERNE)

ADAPTION ACC. TO DIN 6535 HA
ATTACHEMENT DIN 6535 HA



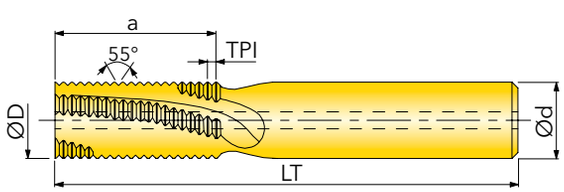

Grade / Nuance	P	M	K	$N_{(K)}$	$S_{(M)}$	$H_{(P/K)}$
IN2005	+	+	+	o	+	

D h6

\+ Preferred choice / Premier choix o Second choice / Second choix

Designation Réf. de l'article	D	d	LT	a	TPI	BSPT	Z	IK	kg
MTECB 08078C14 28BSPT	7,8	8	64	14,1	28	RC1/8	4	✓	0,004
MTECB 1010D16 19BSPT	10	10	73	16,7	19	RC1/4 - 3/8	4	✓	0,004
MTECB 1616E26 14BSPT	16	16	105	26,3	14	RC1/2 - 7/8	4	✓	0,258

ADAPTION ACC. TO DIN 6535 HA
ATTACHEMENT DIN 6535 HA



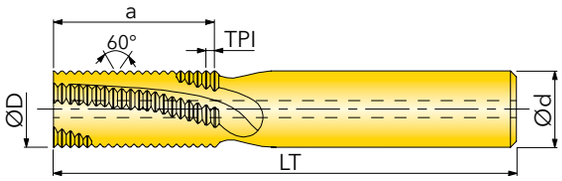

Grade / Nuance	P	M	K	N (K)	S (M)	H (P/K)
IN2005	+	+	+	O	+	

D h6

+ Preferred choice / Premier choix O Second choice / Second choix

Designation Réf. de l'article	D	d	LT	a	TPI	NPT	Z	IK	kg
MTECB 08076C10 27NPT	7,6	8	64	10,8	27	1/8	3	✓	0,004
MTECB 1010D16 18NPT	10	10	73	16,2	18	1/4 - 3/8	4	✓	0,071
MTECB 16155D22 14NPT	15,5	16	105	22,7	14	1/2 - 3/4	4	✓	0,004
MTECB 2020D39 8NPT	20	20	105	39,7	8	≥ 2 1/2	4	✓	0,370

Member IMC Group Ingersoll Cutting Tools

ADAPTION ACC. TO DIN 6535 HA
ATTACHEMENT DIN 6535 HA



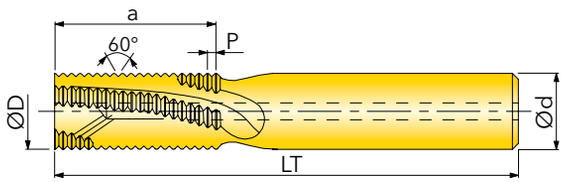

Grade / Nuance	P	M	K	$N_{(K)}$	$S_{(M)}$	$H_{(P/K)}$
IN2005	+	+	+	o	+	

D h6

\+ Preferred choice / Premier choix o Second choice / Second choix

Designation Réf. de l'article	D	d	LT	a	P	Pitch Pas	Pitch Pas	Z	IK	kg
MTECZ 06048C10 1.0ISO	4,8	6	58	10,5	1	M6	≥ 7	3	✓	0,023
MTECZ 0606C12 1.0ISO	6	6	58	12,5	1	-	≥ 9	3	✓	0,003
MTECZ 0808D16 1.0ISO	8	8	64	16,5	1	-	≥ 10	4	✓	0,036
MTECZ 0606C14 1.25ISO	6	6	58	14,4	1,25	M8	≥ 10	3	✓	0,003
MTECZ 0606C19 1.25ISO	6	6	58	19,4	1,25	M8	≥ 10	3	✓	0,003
MTECZ 08078C17 1.5ISO	7,8	8	64	17	1,5	M10	≥ 12	3	✓	0,036
MTECZ 1010D21 1.5ISO	10	10	73	21,8	1,5	-	≥ 14	4	✓	0,065
MTECZ 1212D26 1.5ISO	12	12	84	26,3	1,5	-	≥ 16	4	✓	0,003
MTECZ 1616E33 1.5ISO	16	16	101	33,8	1,5	-	≥ 20	5	✓	0,236
MTECZ 1009C20 1.75ISO	9	10	73	20,1	1,75	M12	≥ 12	3	✓	0,003
MTECZ 1009C28 1.75ISO	9	10	73	28,9	1,75	M12	≥ 12	3	✓	0,003
MTECZ 1010C27 2.0ISO	10	10	73	27	2	M14	≥ 15	3	✓	0,003
MTECZ 12118D27 2.0ISO	11,8	12	84	27	2	M16	≥ 17	4	✓	0,003

RAPIDTHREAD SOLID CARBIDE UN-THREADING (WITH INTERNAL COOLANT IN THE FLUTES)
FRAISE À FILETER CARBURE MONO UN (ARROSAGE DÉBOUCHANT DANS LES GOUJURES)

ADAPTION ACC. TO DIN 6535 HA
ATTACHEMENT DIN 6535 HA



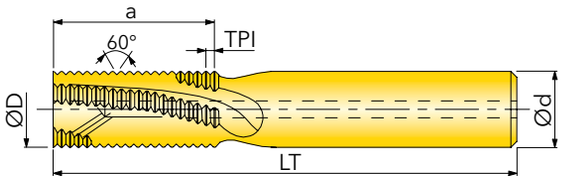

Grade / Nuance	P	M	K	N (K)	S (M)	H (P/K)
IN2005	+	+	+	O	+	

D h6

+ Preferred choice / Premier choix O Second choice / Second choix

Designation Réf. de l'article	D	d	LT	a	TPI	UNC	UNF	UNEF	Z	IK	kg
MTECZ 1010D22 20UN	10	10	73	22,3	20	-	1/2	-	4	✓	0,003
MTECZ 12113D26 18UN	11,3	12	84	26,1	18	-	9/16 - 5/81	1/8 - 1 5/8	4	✓	0,003
MTECZ 08067C16 16UN	6,7	8	64	16,7	16	3/8	-	-	3	✓	0,006
MTECZ 16144D34 10UN	14,4	16	101	34,3	10	3/4	-	-	4	✓	0,217

RAPIDTHREAD SOLID CARBIDE BSP-THREADING (WITH INTERNAL COOLANT IN THE FLUTES)
FRAISE À FILETER CARBURE MONO BSP (ARROSAGE DÉBOUCHANT DANS LES GOUJURES)

ADAPTION ACC. TO DIN 6535 HA
ATTACHEMENT DIN 6535 HA



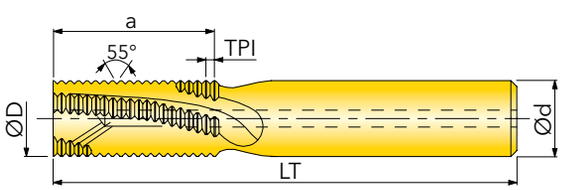

Grade / Nuance	P	M	K	N (K)	S (M)	H (P/K)
IN2005	+	+	+	O	+	

D h6

+ Preferred choice / Premier choix O Second choice / Second choix

Designation Réf. de l'article	D	d	LT	a	TPI	BSP	Z	IK	kg
MTECZ 08078C14 28W	7,8	8	64	14,1	28	G1/8	3	✓	0,003
MTECZ 1010D16 19W	10	10	73	16,7	19	G1/4 - 3/8	4	✓	0,003
MTECZ 1616E26 14W	16	16	101	26,3	14	G1/2 - 7/8	5	✓	0,003
MTECZ 1616D38 11W	16	16	101	38,1	11	G ≥ 1	4	✓	0,003

Member IMC Group Ingersoll Cutting Tools

RAPIDTHREAD SOLID CARBIDE NPT-THREADING (WITH INTERNAL COOLANT IN THE FLUTES)
FRAISE À FILETER CARBURE MONO NPT (ARROSAGE DÉBOUCHANT DANS LES GOUJURES)

ADAPTION ACC. TO DIN 6535 HA
ATTACHEMENT DIN 6535 HA



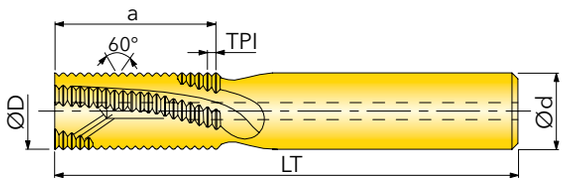

Grade / Nuance	P	M	K	$N_{(K)}$	$S_{(M)}$	$H_{(P/K)}$	D	h6
IN2005	+	+	+	o	+			

+ Preferred choice / Premier choix o Second choice / Second choix

Designation Réf. de l'article	D	d	LT	a	TPI	NPT	Z	IK	kg
MTECZ 08076C10 27NPT	7,6	8	64	10,8	27	1/8	3	✓	0,003
MTECZ 1010D16 18NPT	10	10	73	16,2	18	1/4 - 3/8	4	✓	0,003

RAPIDTHREAD SOLID CARBIDE NPTF-THREADING (WITH INTERNAL COOLANT IN THE FLUTES)
FRAISE À FILETER CARBURE MONO NPTF (ARROSAGE DÉBOUCHANT DANS LES GOUJURES)

ADAPTION ACC. TO DIN 6535 HA
ATTACHEMENT DIN 6535 HA



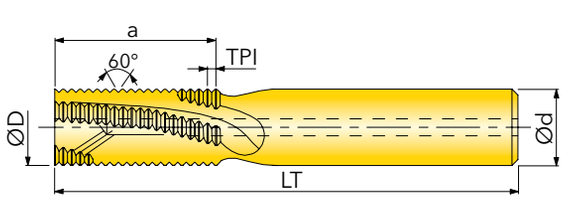

Grade / Nuance	P	M	K	$N_{(K)}$	$S_{(M)}$	$H_{(P/K)}$	D	h6
IN2005	+	+	+	o	+			

+ Preferred choice / Premier choix o Second choice / Second choix

Designation Réf. de l'article	D	d	LT	a	TPI	NPTF	Z	IK	kg
MTECZ 08076C10 27NPTF	7,6	8	64	10,8	27	1/8	3	✓	0,006
MTECZ 1010D16 18NPTF	10	10	73	16,2	18	1/4 - 3/8	4	✓	0,003

ADAPTION ACC. TO DIN 6535 HA
ATTACHEMENT DIN 6535 HA



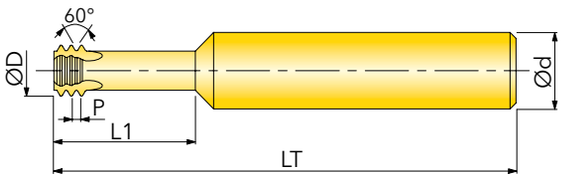

Grade / Nuance	P	M	K	N (K)	S (M)	H (P/K)
IN2005	+	+	+	O	+	

D h6

+ Preferred choice / Premier choix O Second choice / Second choix

Designation Réf. de l'article	D	d	LT	L1	P	Std. pitch	Z	kg
MTECS 03011C4 0.3ISO	1,05	3	39	4	0,3	M1,4	3	0,010
MTECS 03012C5 0.35ISO	1,2	3	39	5	0,35	M1,6	3	0,003
MTECS 06016C4 0.4ISO	1,55	6	58	4,5	0,4	M2	3	0,020
MTECS 03016C6 0.4ISO	1,55	3	39	6	0,4	M2	3	0,020
MTECS 06017C5 0.45ISO	1,65	6	58	5	0,45	M2,2	3	0,020
MTECS 0602C5 0.45ISO	1,95	6	58	5,5	0,45	M2,5	3	0,020
MTECS 0602C7 0.45ISO	1,95	6	58	7,5	0,45	M2,5	3	0,019
MTECS 06024C6 0.5ISO	2,35	6	58	6,5	0,5	M3	3	0,020
MTECS 06024C9 0.5ISO	2,35	6	58	9,5	0,5	M3	3	0,019
MTECS 06028C7 0.6ISO	2,75	6	58	7,5	0,6	M3,5	3	0,020
MTECS 06031C9 0.7ISO	3,1	6	58	9	0,7	M4	3	0,020
MTECS 06031C12 0.7ISO	3,1	6	58	12,5	0,7	M4	3	0,018
MTECS 06038C12 0.8ISO	3,8	6	58	12,5	0,8	M5	3	0,019
MTECS 06038C16 0.8ISO	3,8	6	58	16	0,8	M5	3	0,018
MTECS 06047C14 1.0ISO	4,65	6	58	14	1	M6	3	0,019
MTECS 06047C20 1.0ISO	4,65	6	58	20	1	M6	3	0,017
MTECS 0606C18 1.25ISO	5,95	6	58	18	1,25	M8	3	0,020
MTECS 0606C24 1.25ISO	5,95	6	58	24	1,25	M8	3	0,018
MTECS 08078C23 1.5ISO	7,8	8	64	23	1,5	M10	3	0,038
MTECS 1009C26 1.75ISO	9	10	73	26	1,75	M12	3	0,065
MTECS 12118D35 2.0ISO	11,8	12	84	35	2	M16	4	0,112
MTECS 1615E43 2.5ISO	15	16	105	43	2,5	M20	5	0,232

Member IMC Group Ingersoll Cutting Tools

ADAPTION ACC. TO DIN 6535 HA
ATTACHEMENT DIN 6535 HA



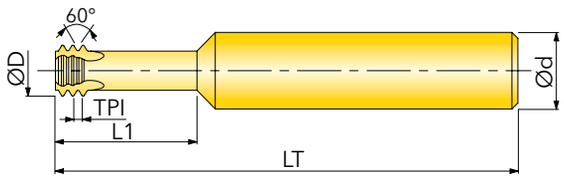

Grade / Nuance	P	M	K	N (K)	S (M)	H (P/K)
IN2005	+	+	+	O	+	

D h6

+ Preferred choice / Premier choix O Second choice / Second choix

Designation Réf. de l'article	D	d	LT	L1	TPI	UNC	UNF	Z	kg
MTECS 06019C5 48UN	1,9	6	58	5,2	48	3	4	3	0,021
MTECS 06021C6 40UN	2,1	6	58	6,3	40	4	-	3	0,020
MTECS 06024C9 40UN	2,45	6	58	9,6	40	5	6	3	0,004
MTECS 06033C9 36UN	3,3	6	58	9	36	-	8	3	0,004
MTECS 06025C7 32UN	2,55	6	58	7,1	32	6	-	3	0,020
MTECS 06032C9 32UN	3,2	6	58	9,5	32	8	-	3	0,019
MTECS 06032C12 32UN	3,2	6	58	12,5	32	8	-	3	0,018
MTECS 06037C10 32UN	3,7	6	58	10,5	32	-	10	3	0,050
MTECS 06037C15 32UN	3,7	6	58	15	32	-	10	3	0,018
MTECS 0605C14 28UN	5	6	58	14,5	28	-	1/4	3	0,020
MTECS 0605C19 28UN	5	6	58	19	28	-	1/4	3	0,021
MTECS 06035C10 24UN	3,5	6	58	10,6	24	10;12	-	3	0,019
MTECS 08066C17 24UN	6,6	8	64	17	24	-	5/16 3/8	3	0,038
MTECS 08066C24 24UN	6,6	8	64	24	24	-	5/16 3/8	3	0,035
MTECS 06047C14 20UN	4,75	6	58	14	20	1/4	-	3	0,019
MTECS 0808C25 20UN	8	8	64	25	20	-	7/16	3	0,043
MTECS 06047C19 20UN	4,75	6	58	19	20	1/4	-	3	0,017
MTECS 0606C17 18UN	6	6	58	17	18	5/16	-	3	0,019
MTECS 0606C23 18UN	6	6	58	23	18	5/16	-	3	0,018
MTECS 08067C22 16UN	6,7	8	64	22	16	3/8	-	3	0,035
MTECS 08077C25 14UN	7,7	8	64	25	14	7/16	-	3	0,035
MTECS 10092C27 13UN	9,2	10	73	27,5	13	1/2	-	3	0,065
MTECS 12114C34 11UN	11,4	12	84	34,5	11	5/8	-	3	0,010

RAPIDTHREAD SOLID CARBIDE SHORT UNJ-THREADING INTERNAL
FRAISE À FILETER SERIE COURTE CARBURE MONO UNJ FILETAGE INTÉRIEUR

ADAPTION ACC. TO DIN 6535 HA
ATTACHEMENT DIN 6535 HA



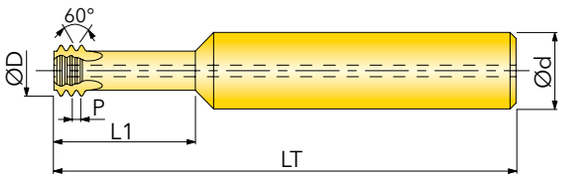

Grade / Nuance	P	M	K	N (K)	S (M)	H (P/K)
IN2005	+	+	+	O	+	

D h6

+ Preferred choice / Premier choix O Second choice / Second choix

Designation Réf. de l'article	D	d	LT	L1	TPI	UNJC	UNJF	Z	IK	kg
MTECS06033C10 32UNJ	3,3	6	58	10,5	32	8	10	3		0,019
MTECS08051C16 28UNJ	5,1	8	64	16,0	28	-	1/4	3	✓	0,035
MTECS08067C20 24UNJ	6,7	8	64	20,0	24	-	5/16,3/8	3	✓	0,035
MTECS06049C16 20UNJ	4,9	6	58	16,0	20	1/4	-	3		0,017
MTECS0808C28 20UNJ	8,0	8	64	28,0	20	-	7/16	3	✓	0,036
MTECS08061C20 18UNJ	6,15	8	64	20,0	18	5/16	6/16	3	✓	0,033
MTECS08069C24 16UNJ	6,9	8	64	24,0	16	3/8	-	3	✓	0,033
MTECS10094C27 13UNJ	9,4	10	73	27,5	13	1/2	-	3		0,062

RAPIDTHREAD SOLID CARBIDE SHORT MJ-THREADING INTERNAL
FRAISE À FILETER SERIE COURTE CARBURE MONO MJ FILETAGE INTÉRIEUR

ADAPTION ACC. TO DIN 6535 HA
ATTACHEMENT DIN 6535 HA



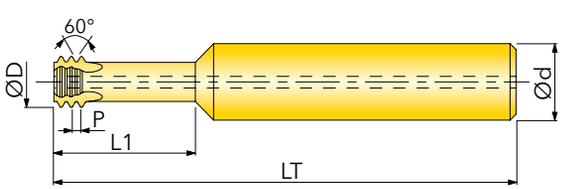

Grade / Nuance	P	M	K	N (K)	S (M)	H (P/K)
IN2005	+	+	+	O	+	

D h6

+ Preferred choice / Premier choix O Second choice / Second choix

Designation Réf. de l'article	D	d	LT	L1	P	MJ	Z	IK	kg
MTECS06032C10 0.7MJ	3,2	6	58	10,0	0,7	4	3		0,019
MTECS06039C12 0.8MJ	3,9	6	58	12,5	0,8	5	3		0,019
MTECS06048C15 1.0MJ	4,8	6	58	15,0	1,0	6	3		0,017
MTECS08061C20 1.25MJ	6,1	8	64	20,0	1,25	8	3	✓	0,033
MTECS0808C25 1.5MJ	8,0	8	64	25,0	1,5	10	3	✓	0,036
MTECS10092C30 1.75MJ	9,2	10	73	30,0	1,75	12	3	✓	0,061
MTECS1010C35 2.0MJ	10	10	73	35,0	2,0	14-16	3	✓	0,060

Member IMC Group Ingersoll Cutting Tools

ADAPTION ACC. TO DIN 6535 HA
ATTACHEMENT DIN 6535 HA



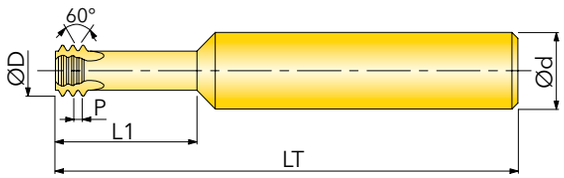

Grade / Nuance	P	M	K	$N_{(K)}$	$S_{(M)}$	$H_{(P/K)}$
IN2006	+	+	+		+	+

D h6

+ Preferred choice / Premier choix O Second choice / Second choix

Designation Réf. de l'article	D	d	LT	L1	P	Pitch Pas	Z	kg
MTECSH 06016C4 0.4ISO	1,55	6	58	4,5	0,4	M2	3	0,020
MTECSH 06017C5 0.45ISO	1,65	6	58	5	0,45	M2,2	3	0,020
MTECSH 0602C5 0.45ISO	1,95	6	58	5,5	0,45	M2,5	3	0,020
MTECSH 0602C7 0.45ISO	1,95	6	58	7,5	0,45	M2,5	3	0,019
MTECSH 06024C6 0.5ISO	2,35	6	58	6,5	0,5	M3	3	0,020
MTECSH 06024C9 0.5ISO	2,35	6	58	9,5	0,5	M3	3	0,019
MTECSH 06028C7 0.6ISO	2,75	6	58	7,5	0,6	M3,5	3	0,020
MTECSH 06031C9 0.7ISO	3,1	6	58	9	0,7	M4	3	0,019
MTECSH 06031C12 0.7ISO	3,1	6	58	12,5	0,7	M4	3	0,018
MTECSH 06038C12 0.8ISO	3,8	6	58	12,5	0,8	M5	3	0,019
MTECSH 06038C16 0.8ISO	3,8	6	58	16	0,8	M5	3	0,017
MTECSH 06047C14 1.0ISO	4,65	6	58	14	1	M6	3	0,019
MTECSH 06047C20 1.0ISO	4,65	6	58	20	1	M6	3	0,017
MTECSH 0606C18 1.25ISO	5,95	6	58	18	1,25	M8	3	0,019
MTECSH 0606C24 1.25ISO	5,95	6	58	24	1,25	M8	3	0,018
MTECSH 08078C23 1.5ISO	7,8	8	64	23	1,5	M10	3	0,037
MTECSH 1009C26 1.75ISO	9	10	73	26	1,75	M12	3	0,063
MTECSH 12118D35 2.0ISO	11,8	12	84	35	2	M16	4	0,108
for hard milling / pour fraisage dur								

ADAPTION ACC. TO DIN 6535 HA
ATTACHEMENT DIN 6535 HA



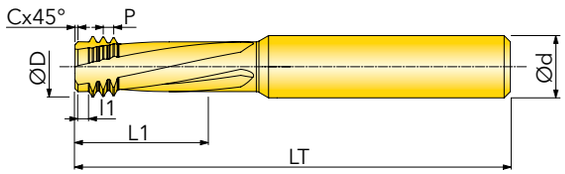

Grade / Nuance	P	M	K	N (K)	S (M)	H (P/K)
IN2005	+	+	+		+	O

D h6

≤54 HRC

+ Preferred choice / Premier choix O Second choice / Second choix

Designation Réf. de l'article	D	d	LT	L1	l1	C	P	Pitch Pas	Z	IK	kg
MTECD 06032C11 0.7ISO	3,15	6	58	11,6	0,7	0,2	0,70	M4	3		0,019
MTECD 0604C14 0.8ISO	4,0	6	58	14,4	0,8	0,3	0,80	M5	3		0,026
MTECD 08047C14 1.0ISO	4,7	8	64	14,0	1,0	0,4	1,00	M6-M9	3	✓	0,035
MTECD 08061D18 1.25ISO	6,1	8	64	18,0	1,3	0,5	1,25	M8-M12	4	✓	0,035
MTECD 08078D23 1.5ISO	7,8	8	64	23,0	1,5	0,6	1,50	M10-M15	4	✓	0,010
MTECD 1009D26 1.75ISO	9,0	10	73	26,0	1,8	0,6	1,75	M12	4	✓	0,075
MTECD 12118D35 2.0ISO	11,8	12	84	35,0	2,0	0,6	2,00	M16-M23	4	✓	0,116
for hard milling / pour fraisage dur											

Member IMC Group Ingersoll Cutting Tools

ADAPTION ACC. TO DIN 6535 HA
ATTACHEMENT DIN 6535 HA



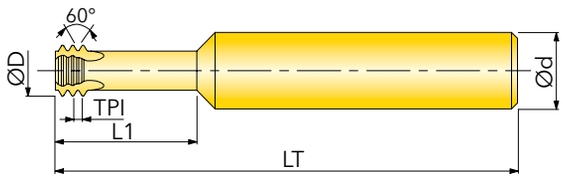

Grade / Nuance	P	M	K	N (K)	S (M)	H (P/K)
IN2006	+	+	+		+	+

D h6

+ Preferred choice / Premier choix O Second choice / Second choix

Designation Réf. de l'article	D	d	LT	L1	TPI	UNC	UNF	Z	kg
MTECSH 06012C4 80UN	1,15	6	58	4	80	-	0	3	0,024
MTECSH 06019C5 48UN	1,9	6	58	5,2	48	3	4	3	0,020
MTECSH 06021C6 40UN	2,1	6	58	6,3	40	4	-	3	0,019
MTECSH 06024C7 40UN	2,45	6	58	7	40	5	6	3	0,023
MTECSH 06032C9 32UN	3,2	6	58	9,5	32	8	-	3	0,019
MTECSH 06032C12 32UN	3,2	6	58	12,5	32	8	-	3	0,022
MTECSH 06037C10 32UN	3,7	6	58	10,5	32	-	10	3	0,019
MTECSH 06037C15 32UN	3,7	6	58	15	32	-	10	3	0,018
MTECSH 06042C11 28UN	4,2	6	58	11	28	-	12	3	0,023
MTECSH 0605C14 28UN	5	6	58	14,5	28	-	1/4	3	0,019
MTECSH 0605C19 28UN	5	6	58	19	28	-	1/4	3	0,022
MTECSH 06035C10 24UN	3,5	6	58	10,6	24	10;12	-	3	0,019
MTECSH 08066C17 24UN	6,6	8	64	17	24	-	5/16	3	0,037
MTECSH 08066C24 24UN	6,6	8	64	24	24	-	5/16	3	0,034
MTECSH 06047C19 20UN	4,75	6	58	19	20	1/4	-	3	0,017
MTECSH 0606C17 18UN	6	6	58	17	18	5/16	-	3	0,023
MTECSH 1212D35 18UN	12	12	84	35	18	-	5/8	4	0,003
MTECSH 0606C23 18UN	6	6	58	23	18	5/16	-	3	0,018
MTECSH 08067C22 16UN	6,7	8	64	22	16	3/8	-	3	0,034
MTECSH 10092C27 13UN	9,2	10	73	27,5	13	1/2	-	3	0,064
for hard milling / pour fraisage dur									

ADAPTIONS / ATTACHMENTS

	Adaptions / Attachements	Code / Série	Page
	TriLink Adaption with Cylindrical Shank TriLink - Attachement à queue cylindrique	TRILINK	552
	TriLink Adaption with TopOn Shank TriLink - Attachement vissé	TRILINK	552
	HSK-Adaption HSK 50...100 - modular Attachement HSK 50...100 - Modulaire	INNOFIT	553
	Taper Adaption DIN 69871 - Modular Attachement DIN69871 - Modulaire	INNOFIT	553
	Taper Adaption BT40/50 - modular Attachement BT40/50 - Modulaire	INNOFIT	554
	Taper Adaption DIN 2080 - modular Attachement DIN2080 - Modulaire	INNOFIT	554
	CPT Adaption Attachement CPT - Modulaire	INNOFIT	555
	Weldon / Whistle-Notch Adaption Attachement weldon / whistle-notch	INNOFIT	556
	Extension Z4Z4 / Z5Z5 Rallonge Z4Z4 / Z5Z5	INNOFIT	557
	Reduction Z5Z4 Réduction Z5Z4	INNOFIT	558
	Center Pin Z4SM / Z5SM Attachement porte-fraise Z4SM / Z5SM	INNOFIT	559
	Center Pin anti vibration Z4SM/Z5SM Allonge antivibratoire Z4SM/Z5SM	IABSORBER	560
	Screw-in Type Mandrin Porte fraises á visser	INNOFIT	561
	Cylindrical steel shank Rallonge cylindrique en acier	CHIPSURFER	562

Subject to printing error or technical changes. / Sous réserve d'erreurs d'impression ou de modifications techniques.

ADAPTIONS / ATTACHMENTS

	Adaptions / Attachements	Code / Série	Page
	Cylindrical steel shank with IC central Rallonge cylindrique en acier avec arrosage central	CHIPSURFER	563
	Cylindrical carbide shank with IC parallel Rallonge cylindrique en carbure avec arrosage central sur collerette	CHIPSURFER	564
	Cylindrical carbide shank Rallonge cylindrique en carbure	CHIPSURFER	565
	Cylindrical carbide shank with IC central Rallonge cylindrique en carbure avec arrosage central	CHIPSURFER	566
	Cylindrical heavy metal shank Rallonge cylindrique en metal lourd	CHIPSURFER	567
	Conical steel shank Rallonge conique en acier	CHIPSURFER	568
	Conical carbide shank Rallonge conique en carbure	CHIPSURFER	569
	Conical heavy metal shank Rallonge conique en metal lourd (tête vissée)	CHIPSURFER	570
	HSK-A63 Adaption HSK-A63 mandrin porte fraise Chip-Surfer	CHIPSURFER	571
	DIN 69871-A40 Adaption DIN 69871-A40 mandrin porte fraise Chip-Surfer	CHIPSURFER	571
	PSK-Adaption PSK mandrin porte fraise Chip-Surfer	CHIPSURFER	572
	ER32... conical Spring Collets ER32... Pinces conique	CHIPSURFER	573
	ER32.. Short Spring Collets with IC ER32.. Pinces filetée avec trous de lub	CHIPSURFER	573
	ER..SA_ cylindrical Spring Collets ER..SA_ Pinces cylindrique	CHIPSURFER	574

Subject to printing error or technical changes. / Sous réserve d'erreurs d'impression ou de modifications techniques.

ADAPTIONS / ATTACHMENTS

	Adaptions / Attachements	Code / Série	Page
	Carbide Extension TS Rallonge carbure TS	CHIPSURFER	575
	Extension for metric thread Adaptateur pour filetage metrique	CHIPSURFER	575
	Cylindrical steel shank Rallonge cylindrique en acier	MULTISURFER	576
	Slotting & Threadng Holders Attachement pour fraises disques et fraises à fileter	MULTISURFER	576
	HSK-A63/100 Shell end mill arbors big collar HSK-A63/100 mandrin porte fraise grande face d'appui	TOOLIN	577
	HSK-A63/100 Shell End Mill Arbors extra long HSK-A63/100 mandrin porte fraise à alésage extra long	TOOLIN	578
	HSK-A63 Screw-In Type HSK-A63 mandrin porte fraise à visser	TOOLIN	579
	HSK-A100 Screw-IN Type HSK-A100 mandrin porte fraise à visser	TOOLIN	580
	HSK-63/100 End Mill Weldon HSK-63/100 mandrin porte fraise à queue weldon	TOOLIN	581
	HSK-63/100 End Mill Whistle-Notch HSK-63/100 mandrin porte fraise Whistle-Notch	TOOLIN	582
	HSK-63/100 Collet chucks ER16/20 HSK-63/100 mandrin a pince ER16/20	TOOLIN	583
	HSK-63/100 Collet chucks ER25-50 HSK-63/100 mandrin a pince ER25-50	TOOLIN	584
	HSK-A 63 Shrink In (inductive) HSK-A 63 mandrin de frettage (induction)	TOOLIN	585
	HSK-A 100 Shrink In (inductive) HSK-A 100 mandrin de frettage (induction)	TOOLIN	586

Subject to printing error or technical changes. / Sous réserve d'erreurs d'impression ou de modifications techniques.

ADAPTIONS / ATTACHMENTS

	Adaptions / Attachements	Code / Série	Page
	HSK-63/100 Hydraulic Expansion Chucks HSK-63/100 mandrin à pince hydraulique	TOOLIN	587
	HSK-63 / 100 high precision ultra tight adaption HSK-63 / 100 Attachement haute précision fort serrage	TOOLIN	588
	ISO 40/50 DIN69871A Combi Arbors ISO 40/50 DIN69871A mandrin porte fraise combiné	TOOLIN	589
	ISO 40/50 DIN69871A Shell End Mill Arbors big collar ISO 40/50 DIN69871A mandrin porte fraise à alésage	TOOLIN	590
	ISO 40/50 DIN69871A Shell End Mill Arbors ISO 40/50 DIN69871A mandrin porte fraise à alésage	TOOLIN	591
	ISO 40/50 DIN69871A Shell End Mill Arbors "extra long" ISO 40/50 DIN69871A mandrin porte fraise à alésage "extra long"	TOOLIN	592
	ISO 40 DIN69871AD+B Screw-In Type ISO 40 DIN69871AD+B mandrin porte fraises à visser	TOOLIN	593
	ISO 50 DIN69871AD+B Screw-In Type ISO 50 DIN69871AD+B mandrin porte fraises à visser	TOOLIN	594
	ISO 40/50 DIN69871AD End Mill Weldon ISO 40/50 DIN69871AD mandrin porte fraise à queue weldon	TOOLIN	595
	ISO 40/50 DIN69871AD End Mill Whistle-Notch ISO 40/50 DIN69871AD mandrin porte fraise Whistle-Notch	TOOLIN	596
	ISO 40/50 DIN69871AD Collet Chucks ER16/20 ISO 40/50 DIN69871AD mandrin à pince ER16/20	TOOLIN	597
	ISO 40/50 DIN69871AD Collet Chucks ER25-50 ISO 40/50 DIN69871AD mandrin à pince ER25-50	TOOLIN	598
	ISO 40/50 DIN69871AD Shrink In (inductive) ISO 40/50 DIN69871AD mandrin de frettage (induction)	TOOLIN	599
	ISO 40/50 DIN69871AD+B Hydraulic Expansion Chucks ISO 40/50 DIN69871AD+B Mandrin à pinces hydraulique	TOOLIN	600

Subject to printing error or technical changes. / Sous réserve d'erreurs d'impression ou de modifications techniques.

ADAPTIONS / ATTACHMENTS

	Adaptions / Attachements	Code / Série	Page
	DIN 69871-AD/B40/50 high precision ultra tight adaption DIN 69871-AD/B40/50 Attachement fort serrage haute précision	TOOLIN	601
	Steel Extension Cylindrical/Conical (Screw-In Type) Rallonge acier cylindrique / conique (tête vissée)	TOPON	601
	Heavy Metal Extension - cylindrical (Screw-In Type) Rallonge en métal lourd cylindrique (tête vissée)	TOPON	602
	Solid Carbide Extension - Cylindrical (Screw-In Type) Rallonge cylindrique en carbure (tête vissée)	TOPON	603
	Anti-Vibration extension cylindrical (Screw-In Type) Rallonge cylindrique anti-vibrations (tête vissée)	TOPON	604
	Heavy Metal Extension - conical (Screw-In Type) Rallonge en métal lourd conique (tête vissée)	TOPON	605
	Carbide Extension - Conical (Screw-In Type) Rallonge cônique en carbure(tête vissée)	TOPON	605
	Extension Rallonge	TOPON	606
	Reduction (Screw-In Type) Réducteur (tête vissée)	TOPON	606
	Adaption modular Adaptateur Modulaire	WINCUT	607
	ER11 Spring Collets ER11 Pinces	TOOLIN	607
	ER11_AA Spring Collets ER11_AA Pinces haute précision	TOOLIN	608
	ER16 Spring Collets ER16 Pinces	TOOLIN	608
	ER16_AA Spring Collets ER16_AA Pinces haute précision	TOOLIN	609

Subject to printing error or technical changes. / Sous réserve d'erreurs d'impression ou de modifications techniques.

ADAPTIONS / ATTACHMENTS

	Adaptions / Attachements	Code / Série	Page
	ER16 Spring Collets with coolant ER16 Pinces pour arrosage au centre	TOOLIN	609
	ER16_Jet2 Spring Collets with coolant ER16_Jet2 Pinces de serrage avec trous de lub	TOOLIN	610
	ER20 Spring Collets ER20 Pinces	TOOLIN	610
	ER20_AA Spring Collets ER20_AA Pinces haute précision	TOOLIN	611
	ER20 Spring Collets with coolant ER20 Pinces Pinces pour arrosage au centre	TOOLIN	611
	ER20_Jet2 Spring Collets with coolant ER20_Jet2 Pinces de serrage avec trous de lub	TOOLIN	612
	ER25 Spring Collets ER25 Pinces	TOOLIN	613
	ER25_AA Spring Collets ER25_AA Pinces haute précision	TOOLIN	614
	ER25 Spring Collets with coolant ER25 Pinces pour arrosage au centre	TOOLIN	615
	ER25_Jet2 Spring Collets with coolant ER25_Jet2 Pinces de serrage avec trous de lub	TOOLIN	616
	ER32 Spring Collets ER32 Pinces	TOOLIN	617
	ER32_AA Spring Collets ER32_AA Pinces haute précision	TOOLIN	618
	ER32 Spring Collets with coolant ER32 Pinces pour arrosage au centre	TOOLIN	619
	ER32_Jet2 Spring Collets with coolant ER32_Jet2 Pinces de serrage avec trous de lub	TOOLIN	620

Subject to printing error or technical changes. / Sous réserve d'erreurs d'impression ou de modifications techniques.

ADAPTIONS / ATTACHMENTS

	Adaptions / Attachements	Code / Série	Page
	ER40 Spring Collets ER40 Pinces	TOOLIN	621
	ER40_AA Spring Collets ER40_AA Pinces haute précision	TOOLIN	622
	ER40 Spring Collets with coolant ER40 Pinces pour arrosage au centre	TOOLIN	622
	ER40_Jet2 Spring Collets with coolant ER40_Jet2 Pinces de serrage avec trous de lub	TOOLIN	623
	ER50 Spring Collets ER50 Pinces	TOOLIN	623
	High Speed Jet Spindle TJS HPC HSK-A Broche haute vitesse jet TJS HPC HSK-A	TYPHOON HSM	624
	High Speed Jet Spindle TJS HPC DIN69871 Broche haute vitesse jet TJS HPC DIN69871	TYPHOON HSM	624
	High Speed Jet Spindle TJS HPC BT Broche haute vitesse jet TJS HPC BT	TYPHOON HSM	625
	High Speed Jet Spindle TJS HPC ER Broche haute vitesse jet TJS HPC ER	TYPHOON HSM	625
	High Speed Jet Spindle TJS HPC C6 Broche haute vitesse jet TJS HPC C6	TYPHOON HSM	626
	High Speed Jet Spindle TJS HPC ST20 Broche haute vitesse jet TJS HPC ST20	TYPHOON HSM	626
	High Speed Jet Spindle TJS GJET HSK A Broche haute vitesse jet TJS GJET HSK A	TYPHOON HSM	627
	High Speed Jet Spindle TJS GJET DIN69871 Broche haute vitesse jet TJS GJET DIN69871	TYPHOON HSM	627
	High Speed Jet Spindle TJS GJET BT Broche haute vitesse jet TJS GJET BT	TYPHOON HSM	628

Subject to printing error or technical changes. / Sous réserve d'erreurs d'impression ou de modifications techniques.

ADAPTIONS / ATTACHMENTS

	Adaptions / Attachements	Code / Série	Page
	High Speed Jet Spindle TJS GJET ER Broche haute vitesse jet TJS GJET ER	TYPHOON HSM	628
	High Speed Jet Spindle TJS GJET C Broche haute vitesse jet TJS GJET C	TYPHOON HSM	629
	High Speed Jet Spindle TJS GJET ST Broche haute vitesse jet TJS GJET ST	TYPHOON HSM	629
	High Speed Jet Spindle M90 030 Broche haute vitesse jet TJS M90 030	TYPHOON MICRO	630
	TJS TSD Display TJS TSD écran de contrôle	TYPHOON HSM	631
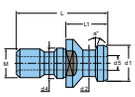	Z01 – DRAW BOLT / TIRETTE DIN69872 / ISO 7388		632
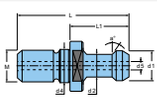	Z02 – DRAW BOLT / TIRETTE MAS BT		632
	Z03 – COOLANT TUBE / Canule de lubrification		633
	Z04 – SOCKET WRENCH FOR COOLANT TUBE / Clé pour canules de lubrification		633
	Z05 – CUTTER RETAINING SCREW / VIS DE SERRAGE POUR FRAISE		634
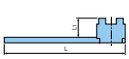	Z06 – WRENCH FOR CUTTER RETAINING SCREW / CLÉ DE FIXATION		634
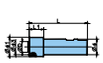	Z07 – T-CLAMP WELDON ADAPTION FOR TSC SLOT MILLS Z07 – ATTACHEMENT SLOT-IN WELDON POUR FRAISE DISQUE TSC		635
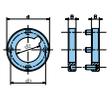	Z08 – SPIGOT SET FOR TSC SLOT MILLS / FLASQUE D'ENTRAÎNEMENT POUR FRAISE DISQUE TSC		635
	Z09 – T-CLAMP SHELL-TYPE ADAPTION FOR TSC SLOT MILLS Z09 – ADAPTEUR PORTE-FRAISE SLOT-IN POUR FRAISE DISQUE TSC		636

Subject to printing error or technical changes. / Sous réserve d'erreurs d'impression ou de modifications techniques.

	Adaptions / Attachements	Code / Série	Page
	Z10 – CLAMPING SCREW FOR END MILL ADAPTIONS / VIS DE SERRAGE POUR ADAPTEUR FRAISE		636
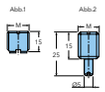	Z11 – ADJUSTING SCREW / VIS D'AJUSTEMENT		637
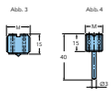	Z12 – ADJUSTING SCREW WITH INTERNAL COOLANT SUPPLY / VIS D'AJUSTEMENT AVEC ARROSAGE CENTRAL		637
	Z13 – SCREW FOR HYDRAULIC CLAMPING CHUCK / VIS POUR FIXATION MANDRIN HYDRAULIQUE		638
	Z23 – SCREW FOR CLAMPING CHUCK DIN1835E / VIS POUR FIXATION MANDRIN DIN1835E		638
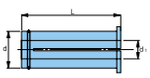	Z14 – INTERMEDIATE SLEEVES TO REDUCE CLAMPING DIAMETER Z14 – Douilles de réduction pour mandrins hydrauliques		639
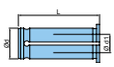	Z15 – INTERMEDIATE SLEEVES TO REDUCE CLAMPING DIAMETER Z15 – Douilles de réduction pour mandrins fort serrage		640
	Z16 – DRIVE RING FOR COMBI ARBORS / BAGUE D'ENTRAÎNEMENT		641
	Z17 – FEATHER KEY FOR COMBI ARBORS / CLAVETTE		641
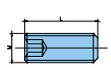	Z18 – SCREW FOR INNOFIT-ADAPTION / VIS DE SERRAGE POUR ATTACHEMENT INNOFIT		642
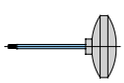	Z19 – WRENCH / CLÉ POUR SERRAGE		642
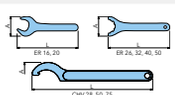	Z20 – WRENCH / CLÉ pour écrou porte-pince		643
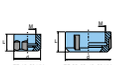	Z21 – ER… CLAMPING NUT / ER… ECROU DE SERRAGE		644
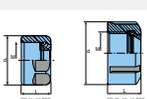	Z22 – ER… TOP CLAMPING NUT / ER… TOP ECROU DE SERRAGE		644

Subject to printing error or technical changes. / Sous réserve d'erreurs d'impression ou de modifications techniques.

	Adaptions / Attachements	Code / Série	Page
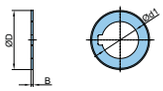	SPACER DIN 2084 / FORM A / ENTRETOISE DIN 2084 / FORM A		645
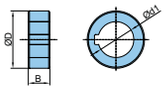	SPACER DIN 2084 / FORM B / ENTRETOISE DIN 2084 / FORM B		647
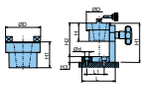	TOOL MOUNTING DEVICE / Dispositif de montage d'outil		649
	TOOL MOUNTING DEVICE / Dispositif de montage d'outil		649

Subject to printing error or technical changes. / Sous réserve d'erreurs d'impression ou de modifications techniques.

Member IMC Group Ingersoll Cutting Tools

TRILINK ADAPTION WITH CYLINDRICAL SHANK
TRILINK - ATTACHEMENT À QUEUE CYLINDRIQUE

cylindrical shank / Queue Cylindrique



TriLink / TriLink

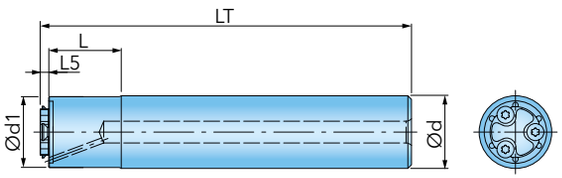

Designation Réf. de l'article	MOD1	d	d1	LT	L	L5		
S20PA14SA100	TRI	20	19,5	101,4	20	1,4	✓	0,22
S20PA19SA100	TRI	20	19,5	101,9	20	1,9	✓	0,22
S20PA24SA100	TRI	20	19,5	102,4	20	2,4	✓	0,22

SPARE PARTS ACCESSOIRES	①
ISO 14581 M2,5X8-V2A SENK	

① = Screw - TriLink / Vis de serrage - TriLink

TRILINK ADAPTION WITH TOPON SHANK
TRILINK - ATTACHEMENT VISSÉ

screw-in type connection / Tête vissée



TriLink / TriLink

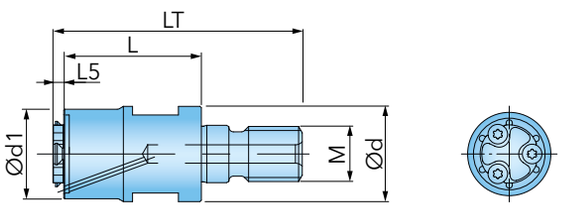

Designation Réf. de l'article	MOD1	d	d1	LT	L	L5	M		
MOD12PA14SA030	TRI	21	19,5	53,4	30	1,4	M12	✓	0,09
MOD12PA19SA030	TRI	21	19,5	53,9	30	1,9	M12	✓	0,09
MOD12PA24SA030	TRI	21	19,5	54,4	30	2,4	M12	✓	0,09

SPARE PARTS ACCESSOIRES	①
ISO 14581 M2,5X8-V2A SENK	

① = Screw - TriLink / Vis de serrage - TriLink

Member IMC Group Ingersoll Cutting Tools

INNOFIT HSK-ADAPTION HSK 50...100 - MODULAR
ATTACHEMENT HSK 50...100 - MODULAIRE

DIN 69893 / DIN 69893



modular / Modulaire

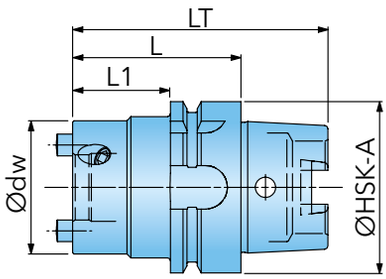

Designation Réf. de l'article	MOD1	dw	LT	L	L1	xs	HSK-A	IK	kg
HSKA50Z4SA060	MOD 40	49	85	60	34	24	50	✓	0,67
HSKA63Z4SA062	MOD 40	49	94	62	35	24	63	✓	1,04
HSKA63Z4SB062	MOD 40	61	94	62	38	24	63	✓	1,19
HSKA80Z4SA068	MOD 40	49	108	68	42	24	80	✓	1,54
HSKA80Z5SA080	MOD 50	78	120	80	54	37	80	✓	2,41
HSKA100Z4SA080	MOD 40	49	130	80	51	24	100	✓	2,80
HSKA100Z4SB080	MOD 40	61	130	80	51	24	100	✓	2,97
HSKA100Z5SA080	MOD 50	78	130	80	50	37	100	✓	3,50

SPARE PARTS
ACCESSOIRES

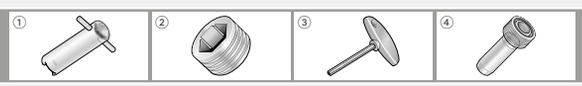

Z04	Z18	Z19	Z03

① = Socket wrench / Clé de fixation ② = Screw Innofit / Vis de serrage Innofit ③ = Wrench Innofit / Clé de serrage Innofit ④ = Coolant tube / Tube de lubrification

INNOFIT TAPER ADAPTION DIN 69871 - MODULAR
ATTACHEMENT DIN69871 - MODULAIRE

DIN 69871 / DIN 69871



modular / Modulaire

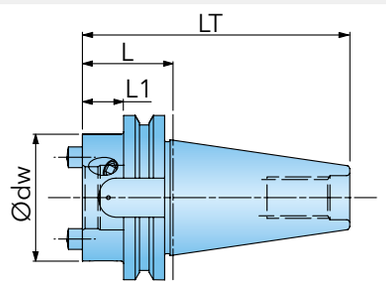

Designation Réf. de l'article	MOD1	dw	LT	L	L1	xs	SK	IK	kg
69871A40Z4SA035	MOD 40	49	103,4	35	15	24	40	✓	0,90
69871A50Z4SA035	MOD 40	49	136,75	35	13	24	50	✓	2,71
69871A50Z4SB035	MOD 40	61	136,75	35	15	24	50	✓	2,85
69871A50Z5SA035	MOD 50	78	136,75	35	15	37	50	✓	2,80

SPARE PARTS
ACCESSOIRES



Z18	Z19	Z01

① = Screw Innofit / Vis de serrage Innofit ② = Wrench / Clé de serrage ③ = Draw bolt DIN_/ISO_ / Tirette DIN_/ISO_

Member IMC Group Ingersoll Cutting Tools

INNOFIT TAPER ADAPTION BT40/50 - MODULAR
ATTACHEMENT BT40/50 - MODULAIRE

JIS-B 6339 (MAS BT) / JIS-B 6339 (MAS BT)



modular / Modulaire

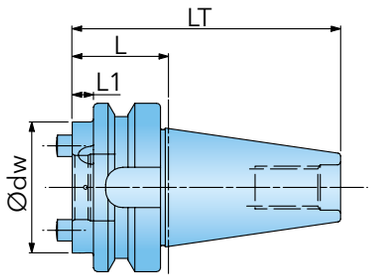

Designation Réf. de l'article	MOD1	dw	LT	L	L1	xs	BT	IK	kg
BT40Z4SA035	MOD 40	49	100,4	35	7	24	40	✓	0,95
BT50Z4SA045	MOD 40	49	146,8	45	6	24	50	✓	3,57
BT50Z5SA045	MOD 50	78	146,8	45	6	37	50	✓	3,42

SPARE PARTS ACCESSOIRES	①	②	③
	Z18	Z19	Z02

① = Screw Innofit / Vis de serrage Innofit ② = Wrench Innofit / Clé de serrage Innofit ③ = Draw bolt MAS BT / Tirette MAS BT

INNOFIT TAPER ADAPTION DIN 2080 - MODULAR
ATTACHEMENT DIN2080 - MODULAIRE

DIN 2080 / DIN 2080



modular / Modulaire

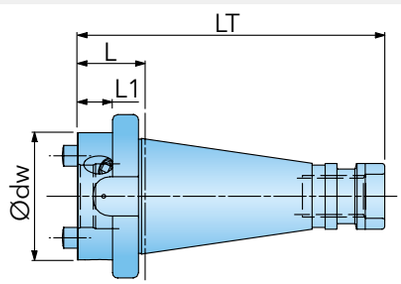

Designation Réf. de l'article	MOD1	dw	LT	L	L1	xs	SK	IK	kg
2080A40Z4SA025	MOD 40	49	118,4	25	12	24	40	✓	0,82
2080A50Z4SA035	MOD 40	49	161,8	35	19	24	50	✓	2,78
2080A50Z5SA035	MOD 50	78	161,8	35	19	27	50	✓	2,95

SPARE PARTS ACCESSOIRES	①	②	③
	Z18	Z19	Z01

① = Screw Innofit / Vis de serrage Innofit ② = Wrench Innofit / Clé de serrage Innofit ③ = Draw bolt DIN_/ISO_ / Tirette DIN_/ISO_

Member IMC Group Ingersoll Cutting Tools



modular / Modulaire

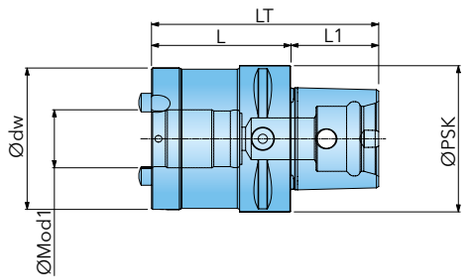

Designation Réf. de l'article	MOD1	dw	LT	L	L1	PSK	IK
CPT50Z4SA060	MOD 40	49	90	60	40	50	✓
CPT63Z4SA060	MOD 40	49	98	60	30	63	✓
CPT63Z4SB060	MOD 40	61	98	60	38	63	✓
CPT80Z4SA080	MOD 40	49	128	80	40	80	✓
CPT80Z4SB080	MOD 40	61	128	80	45	80	✓
CPT80Z5SA080	MOD 50	78	128	80	50	80	✓

modular / Modulaire



DIN 6355/ DIN1835-E / DIN 6355/ DIN1835-E

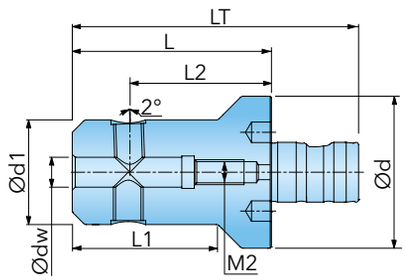

Designation Réf. de l'article	d	dw	d1	LT	L	L1	L2	M2	MOD	IK	kg
Z4WBE06SA080	49	6	25	115	80	56	62	M5	MOD 40	✓	0,57
Z4WBE08SA080	49	8	28	115	80	57,5	62	M6	MOD 40	✓	0,61
Z4WBE10SA080	49	10	35	115	80	61	60	M8	MOD 40	✓	0,75
Z4WBE12SA080	49	12	42	115	80	64,5	57,5	M10	MOD 40	✓	0,93
Z4WBE16SA080	49	16	48	115	80	67,5	56	M12	MOD 40	✓	1,10
Z4WBE20SA090	49	20	52	125	90	-	65	M16	MOD 40	✓	1,35
Z4WBE08SB080	61	8	28	115	80	51,5	62	M6	MOD 40	✓	0,79
Z4WBE10SB080	61	10	35	115	80	55	60	M8	MOD 40	✓	0,92
Z4WBE12SB080	61	12	42	115	80	58,5	57,5	M10	MOD 40	✓	1,08
Z4WBE16SB080	61	16	48	115	80	61,5	56	M12	MOD 40	✓	1,22
Z4WBE20SB090	61	20	52	125	90	73,5	65	M16	MOD 40	✓	1,46
Z4WBE25SB100	61	25	65	135	100	-	76	M20	MOD 40	✓	2,21
Z5WBE10SA080	78	10	35	127	80	44,5	60	M8	MOD 50	✓	1,58
Z5WBE12SA080	78	12	42	127	80	48	57,5	M10	MOD 50	✓	1,70
Z5WBE16SA080	78	16	48	127	80	51	56	M12	MOD 50	✓	1,81
Z5WBE20SA090	78	20	52	137	90	63	65	M16	MOD 50	✓	2,02
Z5WBE25SA100	78	25	65	147	100	79,5	76	M20	MOD 50	✓	2,69
Z5WBE32SA100	78	32	72	147	100	-	76	M20	MOD 50	✓	2,96

SPARE PARTS ACCESSOIRES	①	②
	Z10	Z23

① = Screw - DIN1835 / Vis de serrage - DIN1835 ② = Adjusting screw 1835-E (Whistle-Notch) / Vis d'ajustment 1835-E (Whistle-Notch)

Member IMC Group Ingersoll Cutting Tools

modular / Modulaire



modular / Modulaire

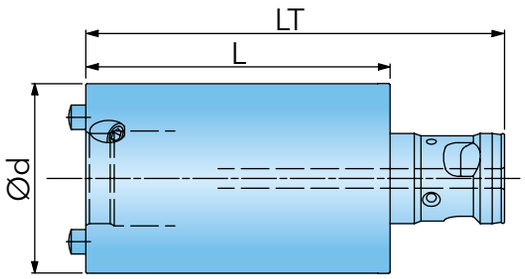

Designation Réf. de l'article	MOD1	d	LT	L	xs	MOD	IK	kg
Z4Z4SA050	MOD 40	49	85	50	24	MOD 40	✓	0,68
Z4Z4SA075	MOD 40	49	110	75	24	MOD 40	✓	1,04
Z4Z4SA100	MOD 40	49	135	100	24	MOD 40	✓	1,39
Z4Z4SB050	MOD 40	61	85	50	24	MOD 40	✓	1,05
Z4Z4SB075	MOD 40	61	110	75	24	MOD 40	✓	1,61
Z4Z4SB100	MOD 40	61	135	100	24	MOD 40	✓	2,17
Z4Z4SB125	MOD 40	61	160	125	24	MOD 40	✓	2,73
Z5Z5SA075	MOD 50	78	122	75	37	MOD 50	✓	2,65
Z5Z5SA100	MOD 50	78	147	100	37	MOD 50	✓	3,57
Z5Z5SA125	MOD 50	78	172	125	37	MOD 50	✓	4,29
Z4Z4SA050-01	MOD 40	61	85	50	37	MOD 40	✓	0,85

SPARE PARTS ACCESSOIRES	①	②
	Z18	Z19

① = Screw Innofit / Vis de serrage Innofit ② = Wrench Innofit / Clé de serrage Innofit

modular / Modulaire



modular / Modulaire

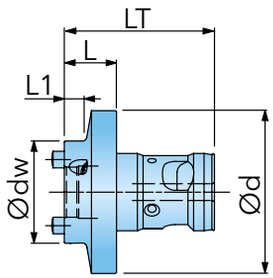

Designation Réf. de l'article	MOD1	d	dw	LT	L	L1	MOD	IK	kg
Z5Z4SA025	MOD 40	78	49	72	25	9	MOD 50	✓	0,85
Z5Z4SA050	MOD 40	78	49	97	50	34	MOD 50	✓	1,20
Z5Z4SA075	MOD 40	78	49	122	75	59	MOD 50	✓	1,55
Z5Z4SA100	MOD 40	78	49	147	100	84	MOD 50	✓	1,88
Z5Z4SB025	MOD 40	78	61	72	25	9	MOD 50	✓	0,92
Z5Z4SB050	MOD 40	78	61	97	50	34	MOD 50	✓	1,48
Z5Z4SB075	MOD 40	78	61	122	75	59	MOD 50	✓	2,04
Z5Z4SB100	MOD 40	78	61	147	100	84	MOD 50	✓	2,60

SPARE PARTS ACCESSOIRES	①	②
	Z18	Z19

① = Screw Innofit / Vis de serrage Innofit ② = Wrench Innofit / Clé de serrage Innofit

Member IMC Group Ingersoll Cutting Tools

modular / Modulaire



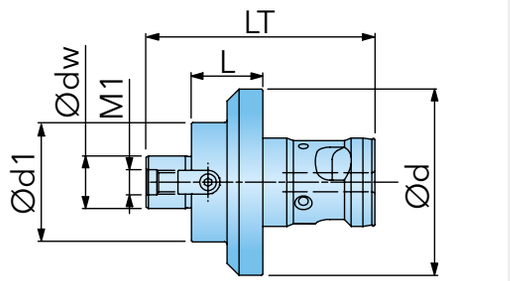

Designation Réf. de l'article	d	dw	d1	LT	L	M1	MOD	IK	kg
Z4SM16SA023	49	16	36	58	23	M8	MOD 40	✓	0,38
Z4SM22SA016	49	22	49	51	16	M10	MOD 40	✓	0,39
Z4SM27SA020	49	27	60	55	20	M12	MOD 40	✓	0,60
Z4SM16SB023	61	16	36	58	23	M8	MOD 40	✓	0,42
Z4SM22SB016	61	22	61	51	16	M10	MOD 40	✓	0,46
Z4SM27SB020	61	27	61	55	20	M12	MOD 40	✓	0,57
Z5SM22SA030	78	22	50	77	30	M10	MOD 50	✓	1,14
Z5SM27SA030	78	27	60	77	30	M12	MOD 50	✓	1,26
Z5SM32SA030	78	32	78	77	30	M16	MOD 50	✓	1,57
Z5SM40SA030	78	40	88	77	30	M20	MOD 50	✓	1,94

SPARE PARTS ACCESSOIRES	①	②
	Z05	Z06

① = Cutter retaining screws / Vis de serrage pour fraise ② = Wrench for cutter retaining screws / Clé de serrage

modular / Modulaire



modular / Modulaire

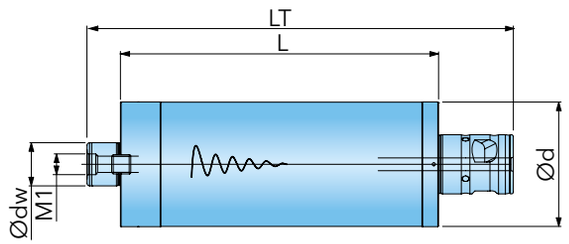

Designation Réf. de l'article	d	dw	LT	L	M1	MOD	IK	kg
Z4SM22UA150	49	22	204	150	M10	MOD 40	✓	2,9
Z4SM22UA200	61	22	247	200	M10	MOD 40	✓	5,4
Z4SM27UA200	61	27	247	200	M12	MOD 40	✓	5,5
Z5SM27UA200	78	27	247	200	M12	MOD 50	✓	9,1
Z5SM32UA200	78	32	247	200	M16	MOD 50	✓	9,2
Z5SM40UA200	78	40	247	200	M20	MOD 50	✓	9,3

SPARE PARTS ACCESSOIRES	①	②
	Z05	Z06

① = Cutter retaining screws / Vis de serrage pour fraise ② = Wrench for cutter retaining screws / Clé de serrage

Member IMC Group Ingersoll Cutting Tools

modular / Modulaire



screw-in type connection / Tête vissée

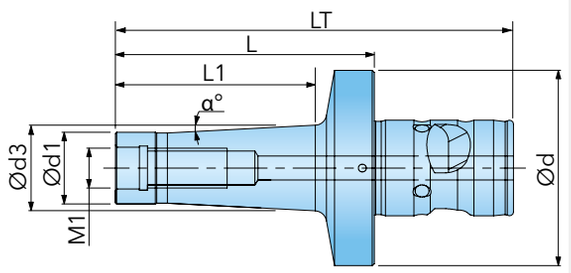

Designation Réf. de l'article	d	d1	d3	LT	L	L1	α	M1	MOD	IK	kg
Z4MOD08SK065	49	13	17	100	65	50	3	M8	MOD 40	✓	0,32
Z4MOD08SK115	49	13	22	150	115	100	3	M8	MOD 40	✓	0,43
Z4MOD08SK165	49	13	27	200	165	150	3	M8	MOD 40	✓	0,61
Z4MOD10SK065	49	18	22	100	65	50	3	M10	MOD 40	✓	0,36
Z4MOD10SK115	49	18	27	150	115	100	3	M10	MOD 40	✓	0,54
Z4MOD10SK165	49	18	32	200	165	150	3	M10	MOD 40	✓	0,80
Z4MOD12SK065	49	21	25	100	65	50	3	M12	MOD 40	✓	0,40
Z4MOD12SK115	49	21	30	150	115	100	3	M12	MOD 40	✓	0,63
Z4MOD12SK165	49	21	36	200	165	150	3	M12	MOD 40	✓	0,95
Z4MOD08SF065	61	13	17	100	65	50	3	M8	MOD 40	✓	0,41
Z4MOD08SF115	61	13	22	150	115	100	3	M8	MOD 40	✓	0,51
Z4MOD08SF165	61	13	27	200	165	150	3	M8	MOD 40	✓	0,69
Z4MOD10SF065	61	18	22	100	65	50	3	M10	MOD 40	✓	0,45
Z4MOD10SF115	61	18	27	150	115	100	3	M10	MOD 40	✓	0,63
Z4MOD10SF165	61	18	32	200	165	150	3	M10	MOD 40	✓	0,88
Z4MOD12SF065	61	21	25	100	65	50	3	M12	MOD 40	✓	0,49
Z4MOD12SF115	61	21	30	150	115	100	3	M12	MOD 40	✓	0,71
Z4MOD12SF165	61	21	36	200	165	150	3	M12	MOD 40	✓	1,03
Z4MOD16SF065	61	29	33	100	65	50	3	M16	MOD 40	✓	0,60
Z4MOD16SF115	61	29	38	150	115	100	3	M16	MOD 40	✓	0,98
Z4MOD16SF165	61	29	43	200	165	150	3	M16	MOD 40	✓	1,50
Z4MOD16SB070	61	29	29	105	70	50	-	M16	MOD 40	✓	0,62
Z4MOD16SB095	61	29	29	130	95	75	-	M16	MOD 40	✓	0,74
Z4MOD16SB120	61	29	29	155	120	100	-	M16	MOD 40	✓	0,86

cylindrical shank / Queue Cylindrique



CHIP-SURFER connection / CHIP-SURFER connexion

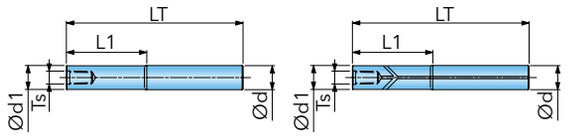

Typ 1 Typ 2

Designation Réf. de l'article	d	d1	LT	L1	Ts	Typ	IK	kg
S008T05SA015	8	7,6	60	15	T5	1		0,022
S008T05SA070	8	8	70	-	T5	1		0,026
S012T05SA150	12	12	150	-	T5	1		0,130
S010T06SA020	10	9,5	75	17,5	T6	1		0,051
S010T06DA020	10	9,5	75	17,5	T6	2	✓	0,037
S010T06SA010	10	10	80	-	T6	1		0,055
S010T06DA010	10	10	80	-	T6	2	✓	0,037
S016T06SA200	16	16	200	-	T6	1		0,326
S012T08SA015	12	11,5	90	10,5	T8	1		0,083
S012T08DA015	12	11,5	90	10,5	T8	2	✓	0,076
S012T08SA012	12	12	90	-	T8	1		0,084
S012T08DA012	12	12	90	-	T8	2	✓	0,077
S020T08SA250	20	20	250	-	T8	1		0,600
S016T10SA018	16	15,2	100	18	T10	1		0,154
S016T10DA018	16	15,2	100	48	T10	2	✓	0,134
S016T10SA016	16	16	100	-	T10	1		0,156
S016T10DA016	16	16	100	-	T10	2	✓	0,141
S025T10SA250	25	25	250	-	T10	1		0,938
S020T12SA025	20	18,3	120	25	T12	1		0,270
S020T12DA025	20	18,3	120	70	T12	2	✓	0,250
S025T15SA035	25	23,9	135	35	T15	1		0,474
S032T15SA009	32	23,9	100	9	T15	1		0,300

cylindrical shank / Queue Cylindrique



CHIP-SURFER connection / CHIP-SURFER connexion

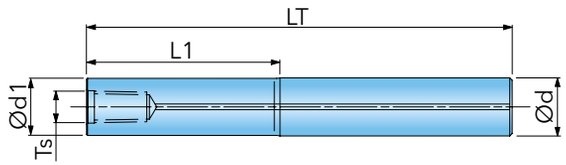

Designation Réf. de l'article	d	d1	LT	L1	Ts	IK	kg
S008T05DA015	8	7,6	60	15	T5	✓	0,022
S008T05DA070	8	8	70	-	T5	✓	0,026
S010T06DA010-01	10	10	80	-	T6	✓	0,055
S010T06DA012-01	10	9,6	75	12	T6	✓	0,040
S012T08DA014-01	12	11,5	90	14	T8	✓	0,077
S012T08DA012-01	12	12	90	-	T8	✓	0,077
S012T08DA042-01	12	11,5	90	42	T8	✓	0,082
S016T10DA016-02	16	16	100	-	T10	✓	0,141
S016T10DA020-01	16	15,3	100	20	T10	✓	0,120
S016T10DA042-01	16	15,3	100	42	T10	✓	0,135
S020T12DA048-01	20	18,3	120	48	T12	✓	0,200
S020T12DA025-01	20	18,3	120	25	T12	✓	0,120
S025T15DA035-01	25	23,9	135	35	T15	✓	0,424
S025T15DA050-01	25	23,9	135	50	T15	✓	0,400

cylindrical shank / Queue Cylindrique



CHIP-SURFER connection / CHIP-SURFER connexion

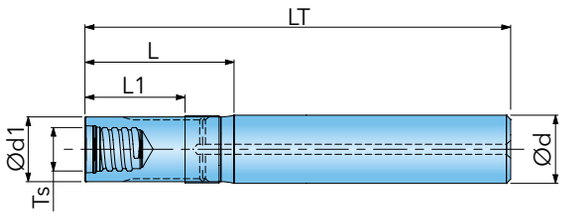

Designation Réf. de l'article	d	d1	LT	L	L1	Ts	IK	kg
S010T06NA018	10	9,6	75	28	18	T6	✓	0,040
S012T08NA018	12	11,6	90	30	18	T8	✓	0,067
S016T10NA023	16	15,3	100	35	23	T10	✓	0,140

cylindrical shank / Queue Cylindrique



CHIP-SURFER connection / CHIP-SURFER connexion

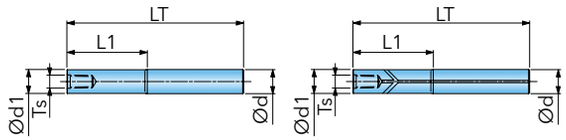

Typ 1 Typ 2

Designation Réf. de l'article	d	d1	LT	L1	Ts	Typ	IK	kg
S008T05CA020	8	7,6	70	18	T5	1		0,042
S008T05CA040	8	7,6	90	38	T5	1		0,056
S008T05CA060	8	7,6	110	57,9	T5	1		0,068
S010T06CA040-01	10	9,6	90	38	T6	2	✓	0,075
S010T06CA020	10	9,6	70	18	T6	1		0,077
S010T06CA040	10	9,6	90	38	T6	1		0,062
S010T06CA060	10	9,6	110	57,9	T6	1		0,110
S010T06CA064	10	10	100	-	T6	1		0,104
S010T06CA100	10	9,6	150	100	T6	1		0,152
S012T08CA020	12	11,5	70	17,9	T8	1		0,096
S012T08CA040	12	11,5	90	37,9	T8	1		0,121
S012T08CA060	12	11,5	110	57,8	T8	1		0,156
S012T08CA080	12	11,5	130	77,8	T8	1		0,188
S012T08CA078	12	12	100	-	T8	2	✓	0,124
S016T10CA040	16	15,2	90	37,5	T10	1		0,214
S016T10CA060	16	15,2	110	57,4	T10	1		0,266
S016T10CA080	16	15,2	130	77,4	T10	1		0,320
S016T10CA100	16	15,2	150	97,4	T10	1		0,374
S020T12CA040	20	18,3	90	36,6	T12	1		0,318
S020T12CA080	20	18,3	130	76,5	T12	1		0,470
S020T12CA120	20	18,3	200	116,5	T12	1		0,760
S025T15CA060	25	23,9	120	57	T15	1		0,640
S025T15CA100	25	23,9	170	97	T15	1		0,958
S025T15CA150	25	23,9	250	147	T15	1		1,452

cylindrical shank / Queue Cylindrique



CHIP-SURFER connection / CHIP-SURFER connexion

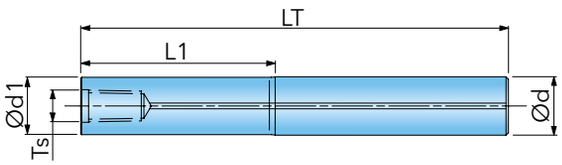

Designation Réf. de l'article	d	d1	LT	L1	Ts	IK	kg
S012T08CA020-02	12	11,5	70	20	T8	✓	0,082
S012T08CA040-02	12	11,5	90	40	T8	✓	0,108
S012T08CA060-01	12	11,5	110	60	T8	✓	0,118
S012T08CA080-01	12	11,5	130	80	T8	✓	0,172
S016T10CA040-03	16	15,3	90	40	T10	✓	0,168
S016T10CA060-02	16	15,3	110	60	T10	✓	0,168
S020T12CA040-01	20	18,3	90	40	T12	✓	0,300
S020T12CA080-01	20	18,3	130	80	T12	✓	0,438
S020T12CA120-01	20	18,3	200	120	T12	✓	0,700

cylindrical shank / Queue Cylindrique



CHIP-SURFER connection / CHIP-SURFER connexion

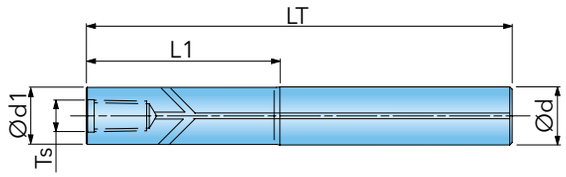

Designation Réf. de l'article	d	d1	LT	L1	Ts	IK	kg
S008T05HA020	8	7,6	70	20	T5		0,056
S008T05HA040	8	7,6	90	40	T5		0,065
S008T05HA060	8	7,6	110	60	T5		0,088
S010T06HA020	10	9,6	70	20	T6	✓	0,078
S010T06HA040	10	9,6	90	40	T6	✓	0,100
S010T06HA060	10	9,6	110	60	T6	✓	0,120
S012T08HA020	12	11,5	70	20	T8	✓	0,114
S012T08HA040	12	11,5	90	40	T8	✓	0,148
S012T08HA060	12	11,5	110	60	T8	✓	0,180
S012T08HA080	12	11,5	130	80	T8	✓	0,212
S016T10HA020	16	15,2	70	20	T10	✓	0,208
S016T10HA040	16	15,2	90	40	T10	✓	0,270
S016T10HA060	16	15,2	110	60	T10	✓	0,326
S016T10HA080	16	15,2	130	80	T10	✓	0,390
S016T10HA100	16	15,2	150	100	T10	✓	0,452
S020T12HA040	20	18,3	90	40	T12	✓	0,412
S020T12HA080	20	18,3	130	80	T12	✓	0,590
S020T12HA120	20	18,3	200	120	T12	✓	0,920

cylindrical shank / Queue Cylindrique



CHIP-SURFER connection / CHIP-SURFER connexion

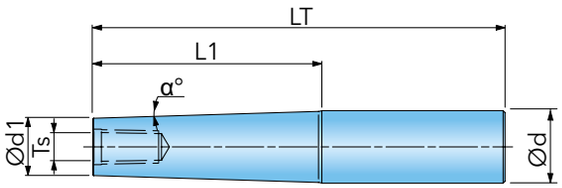

Designation Réf. de l'article	d	d1	LT	L1	α	Ts	kg
S016T06SK034	16	9,6	125	34	5,0	T6	0,193
S016T06SK045	16	9,6	160	45	1,0	T6	0,120
S016T08SK022	16	11,5	140	22	5,0	T8	0,220
S020T08SK080	20	11,5	170	80	3,0	T8	0,303
S025T12SK040	25	18,3	160	40	4,8	T12	0,110
S025T12SK100	25	18,3	210	100	2,0	T12	0,656
S032T12SK080	32	18,3	190	80	4,9	T12	0,560
S040T15SK100	40	23,9	250	100	9,2	T15	2,115

cylindrical shank / Queue Cylindrique



CHIP-SURFER connection / CHIP-SURFER connexion

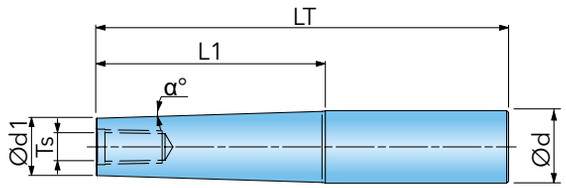

Designation Réf. de l'article	d	d1	LT	L1	α	Ts	kg
S012T05CK060	12	7,6	110	54,7	1,5	T5	0,126
S012T05CK080	12	7,6	130	76,1	1,5	T5	0,148
S016T05CK100	16	7,6	150	90,1	1,5	T5	0,275
S012T06CK060	12	9,6	110	60	1,5	T6	0,110
S016T06CK080	16	9,6	130	80	1,5	T6	0,260
S016T06CK100	16	9,6	150	94,1	1,5	T6	0,272
S016T06CK120	16	9,6	170	115,5	1,5	T6	0,110
S016T08CK080	16	11,5	130	76	1,5	T8	0,282
S016T08CK100	16	11,5	150	96,4	1,3	T8	0,330
S020T08CK120	20	11,5	170	110,4	1,5	T8	0,473
S020T10CK100	20	15,2	150	96,1	1,4	T10	0,100
S020T10CK120	20	15,2	170	116,5	1,1	T10	0,608
S020T10CK140	20	15,2	190	140	1,0	T10	0,682
S020T10CK160	20	15,2	210	160	0,9	T10	0,754
S025T12CK120	25	18,3	180	114,2	1,6	T12	0,914
S025T12CK140	25	18,3	250	135,6	1,35	T12	1,396
S032T15CK150	32	23,9	250	143,3	3,1	T15	1,884
S032T15CK200	32	23,9	300	195,7	2,3	T15	2,616

cylindrical shank / Queue Cylindrique



CHIP-SURFER connection / CHIP-SURFER connexion

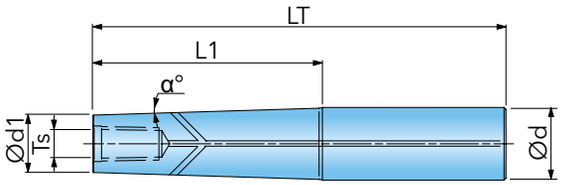

Designation Réf. de l'article	d	d1	LT	L1	α	Ts	IK	kg
S012T05HK060	12	7,6	110	60	1,5	T5	✓	0,140
S012T05HK080	12	7,6	130	80	1,5	T5	✓	0,164
S012T06HK060	12	9,6	110	60	1,5	T6	✓	0,170
S016T06HK080	16	9,6	130	80	1,5	T6	✓	0,285
S016T06HK100	16	9,6	150	100	1,5	T6	✓	0,335
S016T06HK120	16	9,6	170	120	1,5	T6	✓	0,820
S016T08HK080	16	11,5	130	80	1,5	T8	✓	0,320
S016T08HK100	16	11,5	150	100	1,3	T8	✓	0,384
S020T08HK120	20	11,5	170	120	1,5	T8	✓	0,526
S020T10HK100	20	15,2	150	100	1,2	T10	✓	0,682
S020T10HK120	20	15,2	170	120	1,1	T10	✓	0,765
S020T10HK140	20	15,2	190	140	1,0	T10	✓	0,850
S020T10HK160	20	15,2	210	160	0,9	T10	✓	0,930
S025T12HK120	25	18,3	180	120	1,6	T12	✓	1,154
S025T12HK140	25	18,3	250	140	1,35	T12	✓	1,800
S025T12HK140-01	25	18,3	200	150	1,35	T12	✓	1,207
S025T12HK160-01	25	18,3	250	160	1,35	T12	✓	1,765

CHIPSURFER HSK-A63 ADAPTION
HSK-A63 MANDRIN PORTE FRAISE CHIP-SURFER

DIN 69893 / DIN 69893



CHIP-SURFER connection / CHIP-SURFER connexion

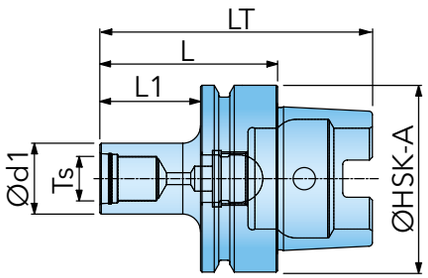

Designation Réf. de l'article	d1	LT	L	L1	Ts	HSK-A	kg
HSKA63T06X50	9,5	82	50	18	T6	63	0,705
HSKA63T08X50	11,5	82	50	18	T8	63	0,716
HSKA63T10X55	15,2	87	55	23	T10	63	0,730
HSKA63T12X55	18,3	87	55	23	T12	63	0,400
HSKA63T15X60	23,9	92	60	28	T15	63	0,760

SPARE PARTS ACCESSOIRES	①	②
	Z03	Z04

① = Coolant tube / Tube de lubrification ② = Socket wrench / Clé de fixation

CHIPSURFER DIN 69871-A40 ADAPTION
DIN 69871-A40 MANDRIN PORTE FRAISE CHIP-SURFER

DIN 69871 / DIN 69871



CHIP-SURFER connection / CHIP-SURFER connexion

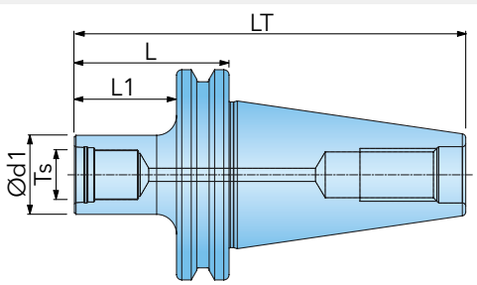

Designation Réf. de l'article	d1	LT	L	L1	Ts	SK	kg
DIN6987140T06X40	9,5	108,4	40	15	T6	40	0,858
DIN6987140T08X45	11,5	113,4	45	20	T8	40	0,869
DIN6987140T10X50	15,2	118,4	50	25	T10	40	0,884
DIN6987140T12X50	18,3	118,4	50	25	T12	40	0,898
DIN6987140T15X50	23,9	118,4	50	25	T15	40	0,928

SPARE PARTS ACCESSOIRES	①
	Z01

① = Draw bolt DIN_/ISO_ / Tirette DIN_/ISO_

ISO 26623-1 / ISO 26623-1



CHIP-SURFER connection / CHIP-SURFER connexion

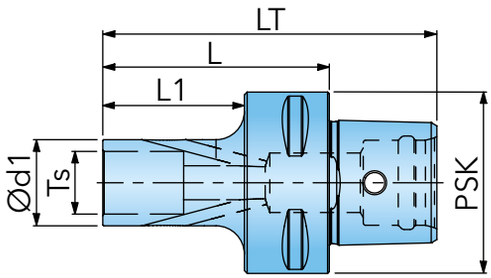

Designation Réf. de l'article	d1	LT	L	L1	Ts	PSK	IK	kg
CPT32T05SA035	7,6	54	35	20	T5	32		0,115
CPT32T06SA035	9,25	54	35	20	T6	32	✓	0,124
CPT32T08SA040	11,6	59	40	25	T8	32	✓	0,125
CPT32T10SA040	15,3	59	40	25	T10	32	✓	0,150
CPT32T12SA045	18,3	64	45	30	T12	32	✓	0,158
CPT40T06SA045	9,25	69	45	25	T6	40	✓	0,248
CPT40T08SA045	11,6	69	45	25	T8	40	✓	0,248
CPT40T10SA050	15,3	74	50	30	T10	40	✓	0,280
CPT40T12SA055	18,3	79	55	35	T12	40	✓	0,300
CPT40T15SA055	23,9	79	55	35	T15	40	✓	0,350
CPT50T10SA060	15,3	90	60	40	T10	50	✓	0,465
CPT50T12SA060	18,3	90	60	40	T12	50	✓	0,480
CPT50T15SA060	23,9	90	60	40	T15	50	✓	0,580
CPT63T12SA065	18,3	95	65	43	T12	63	✓	0,800
CPT63T15SA065	23,9	95	65	43	T15	63	✓	0,832
CPT80T15SA070	23,9	118	70	40	T15	80	✓	1,830

Member IMC Group Ingersoll Cutting Tools

CHIPSURFER ER32... CONICAL SPRING COLLETS
ER32... PINCES CONIQUE

DIN 6499 / DIN 6499



CHIP-SURFER connection / CHIP-SURFER connexion

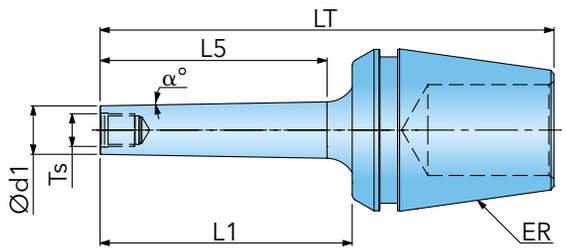

Designation Réf. de l'article	d1	LT	L1	L5	α	Ts	ER	kg
ER32T06SA018	9,2	65	25	18	-	T6	32	0,163
ER32T06SK022	9,6	65	25	22,3	5	T6	32	0,172
ER32T06SK047	9,6	90	50	47,3	5	T6	32	0,211
ER32T06SK074	9,6	115	75	74,1	5	T6	32	0,280
ER32T06SK045	9,6	90	50	45	1	T6	32	0,185

CHIPSURFER ER32.. SHORT SPRING COLLETS WITH IC
ER32.. SPINCES FILETÉE AVEC TROUS DE LUB

DIN 6499 / DIN 6499



CHIP-SURFER connection / CHIP-SURFER connexion

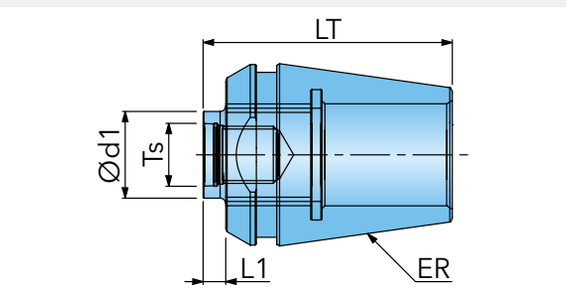

Designation Réf. de l'article	d1	LT	L1	Ts	ER	IK	kg
ER32T05SA-02	7,6	44	4	T5	32	✓	0,14
ER32T06SA-02	9,6	44	4	T6	32	✓	0,14
ER32T08SA-02	11,6	44	4	T8	32	✓	0,15
ER32T10SA-02	15,3	44	4	T10	32	✓	0,14
ER32T12SA-02	18,3	44	4	T12	32	✓	0,14
ER32T15SA-02	23,9	44	4	T15	32	✓	0,15

DIN 6499 / DIN 6499



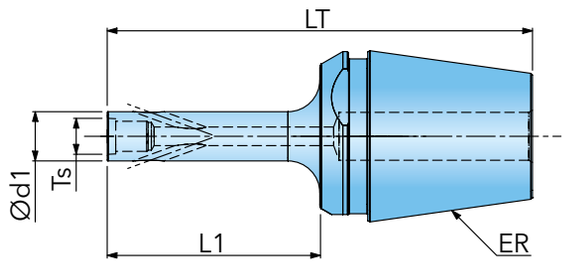

Designation Réf. de l'article	d1	LT	L1	Ts	ER	IK	kg
ER11T05SA-02	7,6	22	4	T5	11		0,012
ER11T05SA-05	7,6	28,5	10,5	T5	11		0,012
ER16T05SA-02	7,6	31,5	4	T5	16		0,041
ER16T06SA-02	9,2	31,5	4	T6	16		0,045
ER16T08SA-02	11,6	31,5	4	T8	16		0,050
ER16T05SA-05	7,6	38	10,5	T5	16		0,041
ER16T06SA-05	9,2	38	10,5	T6	16		0,045
ER16T08SA-06	11,6	40,5	14	T8	16		0,051
ER20T05SA-02	7,6	35,5	4	T5	20		0,043
ER20T06SA-02	9,2	35,5	4	T6	20		0,069
ER20T08SA-02	11,6	35,5	4	T8	20		0,075
ER20T10SA-02	15,3	35,5	4	T10	20		0,078
ER20T05SA-05	7,6	42	10,5	T5	20		0,068
ER20T06SA-05	9,2	42	10,5	T6	20		0,069
ER20T08SA-06	11,6	44,5	13	T8	20		0,071
ER20T10SA-07	15,3	47,5	16	T10	20		0,072
ER25T05SA-02	7,6	38	4	T5	25		0,101
ER25T06SA-02	9,2	38	4	T6	25		0,102
ER25T06SA-05	9,25	44,5	10,5	T6	25		0,103
ER25T08SA-02	11,6	38	4	T8	25		0,103
ER25T08SA-05	11,6	44,5	10,5	T8	25		0,108
ER25T10SA-02	15,3	38	4	T10	25		0,108
ER25T10SA-05	15,3	44,5	10,5	T10	25		0,110
ER25T12SA-02	18,3	38	4	T12	25		0,110
ER25T12SA-05	18,3	44,5	10,5	T12	25		0,110
ER32T05SA-10	7,6	65	25	T05	32	✓	0,200
ER32T05SA-20	7,6	80	40	T05	32	✓	0,230
ER32T06SA-10	9,2	65	25	T06	32	✓	0,230
ER32T06SA-20	9,2	80	40	T06	32	✓	0,220
ER32T08SA-10	11,6	65	25	T08	32	✓	0,200
ER32T08SA-20	11,6	90	50	T08	32	✓	0,230
ER32T10SA-10	15,3	65	25	T10	32	✓	0,200
ER32T10SA-20	15,2	90	50	T10	32	✓	0,250
ER32T12SA-10	18,3	65	25	T12	32	✓	0,220
ER32T12SA-20	18,3	90	50	T12	32	✓	0,220

Member IMC Group Ingersoll Cutting Tools

CHIPSURFER CARBIDE EXTENSION TS
RALLONGE CARBURE

CHIP-SURFER connection / CHIP-SURFER connexion



CHIP-SURFER connection / CHIP-SURFER connexion

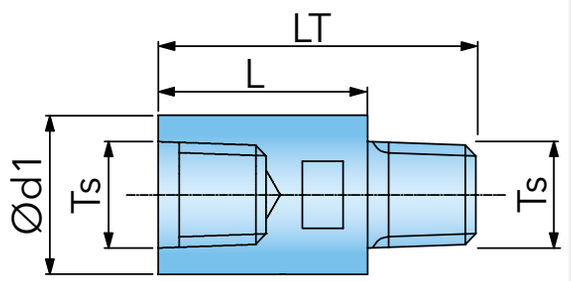

Designation Réf. de l'article	d1	LT	L	Ts	kg
T05T05SA-10	7,6	32,5	25,4	T5	0,022
T06T06SA-10	9,3	32,1	25,4	T6	0,020
T08T08SA-10	11,5	33,35	25,4	T8	0,020
T10T10SA-15	15,2	49,85	38,1	T10	0,076
T12T12SA-15	18,3	51,9	38,1	T12	0,106
T15T15SA-17	23,9	62,6	45	T15	0,210

CHIPSURFER EXTENSION FOR METRIC THREAD
ADAPTATEUR POUR FILETAGE METRIQUE

screw-in type connection / Tête vissée



CHIP-SURFER connection / CHIP-SURFER connexion

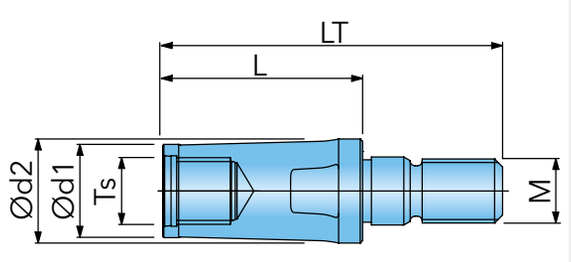

Designation Réf. de l'article	d1	d2	LT	L	M	Ts	kg
MOD06T06SK016	9,3	9,7	30,5	16	M6	T6	0,010
MOD08T06SK016	9,6	13	33,5	16	M8	T6	0,020
MOD08T08SK016	11,7	13	33,5	16	M8	T8	0,025
MOD08T08SK025	11,7	13	42,5	25	M8	T8	0,028
MOD08T06SK025	9,3	13	42,5	25	M8	T6	0,020
MOD10T06SK025	9,6	18	45	25	M10	T6	0,036
MOD10T08SK020	11,7	18	40	20	M10	T8	0,038
MOD10T08SK025	11,7	18	45	25	M10	T8	0,033
MOD12T08SK020	11,7	21	42	20	M12	T8	0,048
MOD12T08SK025	11,7	21	47	25	M12	T8	0,040

MULTISURFER CYLINDRICAL STEEL SHANK
RALLONGE CYLINDRIQUE EN ACIER

cylindrical shank / Queue Cylindrique



MultiSurfer / MultiSurfer

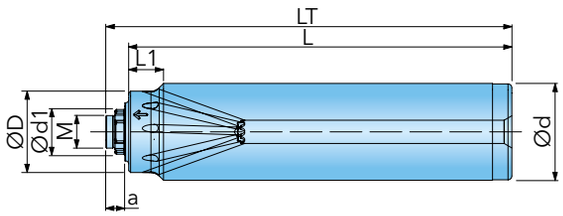

Designation Réf. de l'article	D	d	d1	LT	L	L1	a	M	XT	IK	kg
S020LPSA-10	16	20	13	104,35	100	10	4,35	M4x0,5	13	✓	0,22
S025LQSA-10	21	25	15	104,90	100	10	4,90	M5x0,5	15	✓	0,35
S032LRSA-10	28	32	17	146,00	140	10	6,00	M6x0,5	17	✓	0,81

SPARE PARTS ACCESSOIRES	①	②
13	TS40T098/HG-P	TX15x90-B
15	TS50T110/HG-P	TX20x90-B
17	TS60T130/HG-P	TX20x90-B

① = Clamp screw / Vis de serrage ② = Torx-Bit / Embout torx

MULTISURFER SLOTTING & THREADNG HOLDERS
ATTACHEMENT POUR FRAISES DISQUES ET FRAISES À FILETER

cylindrical shank / Queue Cylindrique



MultiSurfer / MultiSurfer

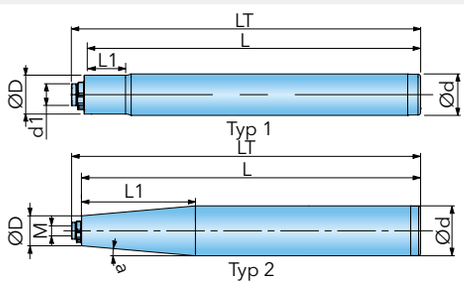

Designation Réf. de l'article	D	d	d1	LT	L	L1	α	M	Typ	XT	DCONWS	kg
S016LPSA-16	13	16	13	104,4	100	13	-	M4x0,5	Typ 1	13	13	0,150
S016LQSA-18	15	16	15	104,9	100	16	-	M5x0,5	Typ 1	15	15	0,155
S016LQSA-19	15	16	15	134,9	130	16	-	M5x0,5	Typ 1	15	15	0,205
S020LRSA-23	17	20	17	146,0	140	20,2	-	M6x0,5	Typ 1	17	17	0,330
S025LQSA-57	15	25	15	174,9	170	57,2	5	M5x0,5	Typ 2	15	15	0,575

SPARE PARTS ACCESSOIRES	①	②
13	TS40T098/HG-P	TX15x90-B
15	TS50T110/HG-P	TX15x90-B
17	TS60T130/HG-P	TX15x90-B

① = Clamp screw / Vis de serrage ② = Torx-Bit / Embout torx

Member IMC Group Ingersoll Cutting Tools

DIN 69893 A / DIN 69893 A



DIN 3937 / DIN 3937

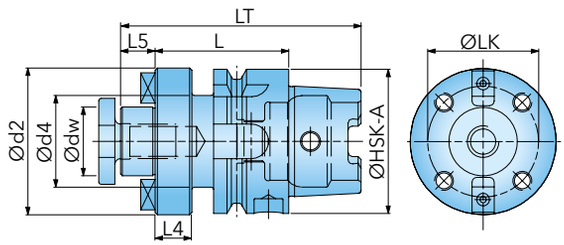

Designation Réf. de l'article	dw	d2	d4	LT	L	L4	L5	LK	HSK-A	IK	kg
HSKA63SM16SA50	16	38	-	82	50	-	17	-	63	✓	1,00
HSKA63SM22SA50	22	48	53	82	50	16	19	-	63	✓	1,10
HSKA63SM22SA100	22	48	53	132	100	16	19	-	63	✓	1,80
HSKA63SM27SA60	27	78	53	92	60	16	21	-	63		1,40
HSKA63SM27SA60-02	27	60	53	92	60	16	21	-	63	✓	1,30
HSKA63SM27SA100	27	78	53	132	100	16	21	-	63	✓	2,30
HSKA63SM32SA60	32	78	53	92	60	16	24	-	63	✓	1,70
HSKA63SM32SA100	32	78	53	132	100	16	24	-	63	✓	3,20
HSKA63FM40SA60	40	89	53	92	60	16	27	66,7	63	✓	2,00
HSKA63FM40SA100	40	89	53	132	100	16	27	66,7	63	✓	4,00
HSKA100SM22SA50	22	48	-	100	50	-	19	-	100	✓	2,50
HSKA100SM22SA100	22	48	-	150	100	-	19	-	100		3,30
HSKA100SM22SA160	22	48	-	210	160	-	19	-	100		4,20
HSKA100SM27SA50	27	78	-	100	50	-	21	-	100		2,60
HSKA100SM27SA100	27	78	-	150	100	-	21	-	100		3,70
HSKA100SM27SA160	27	78	-	210	160	-	21	-	100		5,10
HSKA100SM32SA50	32	78	-	100	50	-	24	-	100	✓	2,80
HSKA100SM32SA100	32	78	-	150	100	-	24	-	100		4,60
HSKA100SM32SA160	32	78	-	210	160	-	24	-	100		6,90
HSKA100FM40SA60	40	88	85	110	60	16	27	66,7	100	✓	3,40
HSKA100FM40SA100	40	89	85	150	100	16	27	66,7	100		5,40
HSKA100FM40SA160	40	89	85	210	160	16	27	66,7	100		8,30
HSKA100FM60SA75	60	128	85	125	75	16	40	101,6	100		5,80
HSKA100FM60SA160	60	128	85	210	160	16	40	101,6	100		14,00

SPARE PARTS ACCESSOIRES

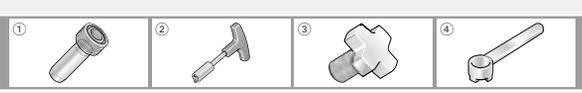

Z03	Z04	Z05	Z06

① = Coolant tube / Tube de lubrification ② = Socket wrench / Clé de fixation ③ = Cutter retaining screws / Vis de serrage pour fraise ④ = Wrench / Clé de fixation

HSK-A63/100 SHELL END MILL ARBORS EXTRA LONG
HSK-A63/100 MANDRIN PORTE FRAISE À ALÉSAGE EXTRA LONG

DIN 69893 A / DIN 69893 A



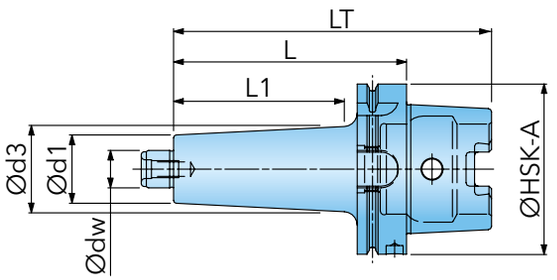

Designation Réf. de l'article	dw	d1	d3	LT	L	L1	HSK-A		
								IK	kg
HSKA63SM22SK084	22	40	50	106	84	50	63	✓	1,80
HSKA63SM22SK134	22	40	50	166	134	100	63	✓	3,00
HSKA63SM22SK184	22	40	50	216	184	150	63	✓	4,00
HSKA63SM22SK234	22	40	50	266	234	200	63	✓	5,20
HSKA63SM27SA084	27	60	60	106	84	50	63	✓	2,00
HSKA63SM27SA134	27	60	60	166	134	100	63	✓	3,20
HSKA63SM27SA184	27	60	60	216	184	150	63	✓	4,30
HSKA63SM27SA234	27	60	60	266	234	200	63	✓	5,50
HSKA63SM27SA284	27	60	60	316	284	250	63	✓	7,50
HSKA63SM27SA334	27	60	60	366	334	300	63	✓	9,00
HSKA100SM22SK087	22	40	50	137	87	50	100	✓	3,70
HSKA100SM22SK137	22	40	55	187	137	100	100	✓	4,70
HSKA100SM22SK187	22	40	62	237	187	150	100	✓	6,50
HSKA100SM22SK237	22	40	65	287	237	200	100	✓	7,40
HSKA100SM27SK087	27	60	65	137	87	50	100	✓	4,00
HSKA100SM27SK137	27	60	65	187	137	100	100	✓	5,00
HSKA100SM27SK187	27	60	65	237	187	150	100	✓	6,70
HSKA100SM27SK237	27	60	65	287	237	200	100	✓	7,50
HSKA100SM27SK287	27	60	78	337	287	250	100	✓	10,00
HSKA100SM27SK337	27	60	78	387	337	300	100	✓	11,50

SPARE PARTS
ACCESSOIRES

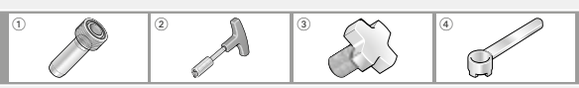

Z03	Z04	Z05	Z06

① = Coolant tube / Tube de lubrification ② = Socket wrench / Clé de fixation ③ = Cutter retaining screws / Vis de serrage pour fraise ④ = Wrench / Clé de fixation

DIN 69893 A / DIN 69893 A



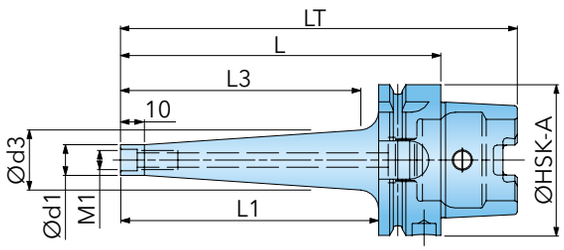

Designation Réf. de l'article	d1	d3	LT	L	L1	L3	M1	HSK-A	IK	kg
HSKA63ODP6X59	8,0	11,5	91	59	33	25	M6	63	✓	0,70
HSKA63ODP6X109	9,8	23	141	109	83	75	M6	63	✓	0,70
HSKA63ODP8X59	13	15	91	59	33	25	M8	63	✓	0,70
HSKA63ODP8x84	13	20	116	84	58	50	M8	63	✓	0,80
HSKA63ODP8X109	13	23	141	109	33	75	M8	63	✓	0,80
HSKA63ODP8X134	13	25	166	134	108	100	M8	63	✓	0,90
HSKA63ODP8X184	13	25	216	184	158	150	M8	63	✓	1,00
HSKA63ODP10X59	18	20	91	59	33	25	M10	63	✓	0,70
HSKA63ODP10X84	18	24	116	84	58	50	M10	63	✓	0,80
HSKA63ODP10X109	18	28	141	109	83	75	M10	63	✓	0,90
HSKA63ODP10X134	18	32	166	134	108	100	M10	63	✓	1,00
HSKA63ODP10X184	18	32	216	184	158	150	M10	63	✓	1,20
HSKA63ODP12X59	21	24	91	59	33	25	M12	63	✓	0,80
HSKA63ODP12X84	21	24	116	84	58	50	M12	63	✓	0,80
HSKA63ODP12X109	21	31	141	109	83	75	M12	63	✓	1,00
HSKA63ODP12X134	21	36	166	134	108	100	M12	63	✓	1,10
HSKA63ODP12X184	21	36	216	184	158	150	M12	63	✓	1,40
HSKA63ODP16X59	29	34	91	59	33	25	M16	63	✓	0,80
HSKA63ODP16X84	29	34	116	84	58	50	M16	63	✓	1,00
HSKA63ODP16X109	29	34	141	109	83	75	M16	63	✓	1,00
HSKA63ODP16X134	29	41	166	134	108	100	M16	63	✓	1,40
HSKA63ODP16X184	29	41	216	184	158	150	M16	63	✓	1,80

SPARE PARTS ACCESSOIRES	①	②
	Z03	Z04

① = Coolant tube / Tube de lubrification ② = Socket wrench / Clé de fixation

DIN 69893 A / DIN 69893 A



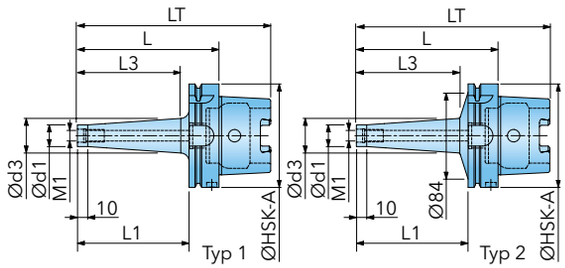

Designation Réf. de l'article	d1	d3	LT	L	L1	L3	M1	HSK-A	Typ	IK	kg
HSKA100ODP10X57	18	20	107	57	28	20	M10	100	2	✓	2,20
HSKA100ODP10x87	18	25	137	87	58	50	M10	100	2	✓	2,30
HSKA100ODP10X112	18	28	162	112	83	75	M10	100	2	✓	2,30
HSKA100ODP10X137	18	30	227	137	108	100	M10	100	2	✓	2,50
HSKA100ODP12X57	21	23,5	107	57	28	20	M12	100	2	✓	2,20
HSKA100ODP12X87	21	30	137	87	58	50	M12	100	2	✓	2,30
HSKA100ODP12X137	23	30	227	137	108	100	M12	100	1	✓	2,60
HSKA100ODP12X187	23	40	237	187	158	150	M12	100	1	✓	2,90
HSKA100ODP12X237	23	46	287	237	208	200	M12	100	1	✓	3,40
HSKA100ODP16X57	29	31,5	107	57	28	20	M16	100	2	✓	2,10
HSKA100ODP16X87	29	31,5	137	87	58	50	M16	100	1	✓	2,20
HSKA100ODP16X137	29	41,5	227	137	108	100	M16	100	1	✓	2,70
HSKA100ODP16X187	29	55	237	187	158	150	M16	100	1	✓	3,60
HSKA100ODP16X237	29	55	287	237	208	200	M16	100	1	✓	4,10

SPARE PARTS ACCESSOIRES	①	②
	Z03	Z04

① = Coolant tube / Tube de lubrification ② = Socket wrench / Clé de fixation

Member IMC Group Ingersoll Cutting Tools

DIN 69893 A / DIN 69893 A



DIN 6359/ DIN1835-B / DIN 6359/ DIN1835-B

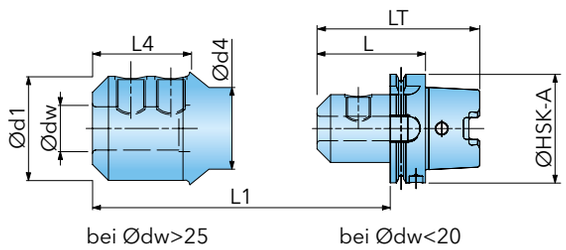

Designation Réf. de l'article	dw	d1	d4	LT	L	L1	L4	HSK-A	IK	kg
HSKA63EM6X65	6	25	-	97	65	39	-	63	✓	0,80
HSKA63EM8X65	8	28	-	97	65	39	-	63	✓	0,90
HSKA63EM10X65	10	35	-	97	65	39	-	63	✓	1,00
HSKA63EM12X80	12	42	-	122	80	54	-	63	✓	1,60
HSKA63EM14X80	14	44	-	122	80	54	-	63	✓	1,70
HSKA63EM16X80	16	48	-	122	80	54	-	63	✓	1,80
HSKA63EM18X80	18	50	-	122	80	54	-	63	✓	1,90
HSKA63EM20X80	20	52	-	122	80	54	-	63	✓	2,00
HSKA63EM25X110	25	65	52	142	110	84	65,5	63	✓	2,50
HSKA63EM32X110	32	72	52	142	110	84	65,5	63	✓	2,70
HSKA100EM6X80	6	25	-	130	80	51	-	100	✓	3,20
HSKA100EM8X80	8	28	-	130	80	51	-	100	✓	3,30
HSKA100EM10X80	10	35	-	130	80	51	-	100	✓	3,40
HSKA100EM12X80	12	42	-	130	80	51	-	100	✓	3,50
HSKA100EM14X80	14	44	-	130	80	51	-	100	✓	3,60
HSKA100EM16X100	16	48	-	150	100	71	-	100	✓	3,70
HSKA100EM18X100	18	50	-	150	100	71	-	100	✓	3,80
HSKA100EM20X100	20	52	-	150	100	71	-	100	✓	3,90
HSKA100EM25X100	25	65	-	150	100	71	-	100	✓	4,00
HSKA100EM32X100	32	72	-	150	100	71	-	100	✓	4,10

SPARE PARTS
ACCESSOIRES



Z03 Z04 Z10

① = Coolant tube / Tube de lubrification ② = Socket wrench / Clé de fixation ③ = Screw - DIN1835 / Vis de serrage - DIN1835

DIN 69893 A / DIN 69893 A



DIN 6355/ DIN1835-E / DIN 6355/ DIN1835-E

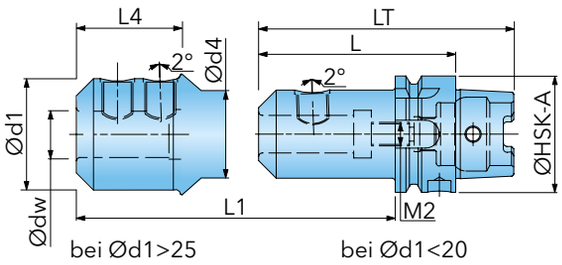

Designation Réf. de l'article	dw	d1	d4	LT	L	L1	L4	M2	HSK-A	IK	kg
HSKA63EM20X100E	20	52	-	132	100	74	-	M16	63	✓	2,20
HSKA63EM25X110E	25	65	52	142	110	84	65,5	M16	63	✓	2,60
HSKA63EM32X110E	32	72	52	142	110	84	65,5	M20x1,5	63	✓	2,80
HSKA63EM40X120E	40	63	52	152	120	91	65,5	M16	63	✓	3,00
HSKA100EM25X120E	25	65	-	170	120	91	-	M20x1,5	100	✓	4,40
HSKA100EM32X120E	32	72	-	170	120	91	-	M20x1,5	100	✓	4,50
HSKA100EM40X120E	40	80	-	170	120	91	-	M20	100	✓	4,70
HSKA100EM50X140E	50	93	-	190	140	111	-	M20	100	✓	5,00

SPARE PARTS
ACCESSOIRES



Z03	Z04	Z10	Z23

① = Coolant tube / Tube de lubrification ② = Socket wrench / Clé de fixation ③ = Screw - DIN1835 / Vis de serrage - DIN1835
④ = Adjusting screw 1835-E (Whistle-Notch) / Vis d'ajustment 1835-E (Whistle-Notch)

Member IMC Group Ingersoll Cutting Tools

DIN 69893 A / DIN 69893 A



DIN 6499 / DIN 6499

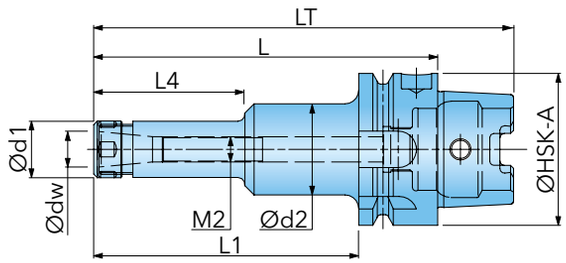

Designation Réf. de l'article	dw	d1	d2	LT	L	L1	L4	SpBe	M2	HSK-A	IK	kg
HSKA63ER16X100	ER16	28	-	132	100	74	-	0,5-10	M10	63	✓	1,00
HSKA63ER16X120	ER16	28	-	152	120	94	-	0,5-10	M10	63	✓	1,30
HSKA63ER16X160	ER16	28	40	192	160	134	85,6	0,5-10	M10	63	✓	1,50
HSKA63ER20X100	ER20	34	-	132	100	74	-	1-13	M12	63	✓	1,10
HSKA63ER20X120	ER20	34	-	152	120	94	-	1-13	M12	63	✓	1,50
HSKA63ER20X160	ER20	34	45	192	160	134	85	1-13	M12	63	✓	1,80
HSKA100ER16X100	ER16	28	-	150	100	71	-	0,5-10	M10	100	✓	2,40
HSKA100ER16X160	ER16	28	40	210	160	131	85	0,5-10	M10	100	✓	3,00
HSKA100ER20X100	ER20	34	-	150	100	71	-	1-13	M12	100	✓	3,30
HSKA100ER20X160	ER20	34	45	210	160	131	85	1-13	M12	100	✓	3,50

SPARE PARTS ACCESSOIRES	①	②	③	④	⑤	⑥	⑦
	Z03	Z04	Z12	Z21	Z22	Z20	--

① = Coolant tube / Tube de lubrification ② = Socket wrench / Clé de fixation ③ = Adjusting screw / Vis d'ajustment ④ = Clamping nut / Ecrou ⑤ = Clamping nut / Ecrou
⑥ = Wrench / Clé de serrage ⑦ = Spring collets / Pince

DIN 69893 A / DIN 69893 A



DIN 6499 / DIN 6499

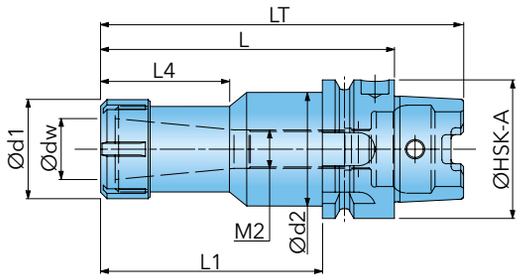

Designation Réf. de l'article	dw	d1	d2	LT	L	L1	L4	SpBe	M2	HSK-A	lk	kg
HSKA63ER25X80	ER25	42	-	112	80	54	-	1-16	M16	63	✓	0,90
HSKA63ER25X100	ER25	42	-	132	100	74	-	1-16	M16	63	✓	1,00
HSKA63ER25X120	ER25	42	-	152	120	94	-	1-16	M16	63	✓	1,10
HSKA63ER25X160	ER25	42	-	192	160	134	-	1-16	M16	63	✓	1,20
HSKA63ER32X80	ER32	50	40,4	112	80	54	31	2-20	M22x1,5	63	✓	1,30
HSKA63ER32X100	ER32	50	-	132	100	74	-	2-20	M22x1,5	63	✓	1,10
HSKA63ER32X120	ER32	50	-	152	120	94	-	2-20	M22x1,5	63	✓	1,40
HSKA63ER32X140	ER32	50	-	172	140	114	-	2-20	M22x1,5	63	✓	1,50
HSKA63ER32X160	ER32	50	-	192	160	134	-	2-20	M22x1,5	63	✓	1,60
HSKA63ER40X80	ER40	63	50,4	112	80	54	34	3-26	M28x1,5	63	✓	1,70
HSKA63ER40X100	ER40	63	50,4	132	100	74	34	3-26	M28x1,5	63	✓	1,50
HSKA63ER40X120	ER40	63	50,4	152	120	94	34	3-26	M28x1,5	63	✓	1,70
HSKA100ER25X100	ER25	42	-	150	100	71	-	1-16	M16	100	✓	2,60
HSKA100ER25X120	ER25	42	-	170	120	91	-	1-16	M16	100	✓	2,80
HSKA100ER25X160	ER25	42	-	210	160	134	-	1-16	M16	100	✓	3,00
HSKA100ER32X100	ER32	50	-	150	100	71	-	2-20	M22x1,5	100	✓	2,90
HSKA100ER32X120	ER32	50	-	170	120	91	-	2-20	M22x1,5	100	✓	3,10
HSKA100ER32X160	ER32	50	-	210	160	131	-	2-20	M22x1,5	100	✓	3,30
HSKA100ER40X100	ER40	63	-	150	100	71	-	3-26	M28x1,5	100	✓	3,30
HSKA100ER40X120	ER40	63	-	170	120	91	-	3-26	M28x1,5	100	✓	3,60
HSKA100ER40X160	ER40	63	-	210	160	131	-	3-26	M28x1,5	100	✓	3,80
HSKA100ER50X100	ER50	78	-	150	100	71	-	10-34	M28x1,5	100	✓	4,00

SPARE PARTS ACCESSOIRES	①	②	③	④	⑤	⑥	⑦
							
	Z03	Z04	Z12	Z21	Z22	Z20	--

① = Coolant tube / Tube de lubrification ② = Socket wrench / Clé de fixation ③ = Adjusting screw / Vis d'ajustment ④ = Clamping nut / Ecrou ⑤ = Clamping nut / Ecrou
⑥ = Wrench / Clé de serrage ⑦ = Spring collets / Pince

Member IMC Group Ingersoll Cutting Tools

DIN 69893 A / DIN 69893 A



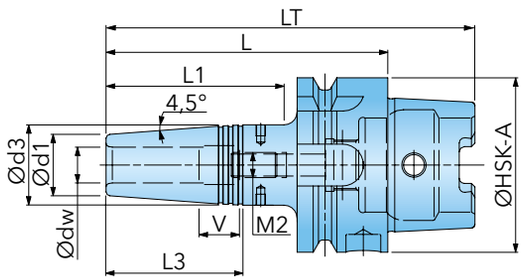

Designation Réf. de l'article	dw	d1	d3	LT	L	L1	L3	V	α	M2	HSK-A	IK	kg
HSKA63SRKIN6X80	6	21	27	112	80	54	36	10	4,5	M5	63	✓	0,90
HSKA63SRKIN6X120	6	21	27	152	120	94	36	10	4,5	M5	63	✓	1,00
HSKA63SRKIN6X160	6	21	27	192	160	134	36	10	4,5	M5	63	✓	1,20
HSKA63SRKIN8X80	8	21	27	112	80	54	36	10	4,5	M6	63	✓	0,90
HSKA63SRKIN8X120	8	21	27	152	120	94	36	10	4,5	M6	63	✓	1,10
HSKA63SRKIN8X160	8	21	27	192	160	134	36	10	4,5	M6	63	✓	1,30
HSKA63SRKIN10X85	10	24	32	117	85	59	42	10	4,5	M8	63	✓	1,10
HSKA63SRKIN10X120	10	24	32	152	120	94	42	10	4,5	M8	63	✓	1,20
HSKA63SRKIN10X160	10	24	32	192	160	134	42	10	4,5	M8	63	✓	1,30
HSKA63SRKIN12X90	12	24	32	122	90	64	47	10	4,5	M10	63	✓	1,00
HSKA63SRKIN12X120	12	24	32	152	120	94	47	10	4,5	M10	63	✓	1,20
HSKA63SRKIN12X160	12	24	32	192	160	134	47	10	4,5	M10	63	✓	1,40
HSKA63SRKIN14X90	14	27	34	122	90	64	47	10	4,5	M10	63	✓	1,00
HSKA63SRKIN14X120	14	27	34	152	120	94	47	10	4,5	M10	63	✓	1,20
HSKA63SRKIN14X160	14	27	34	192	160	134	47	10	4,5	M10	63	✓	1,50
HSKA63SRKIN16X95	16	27	34	127	95	69	50	10	4,5	M12	63	✓	1,00
HSKA63SRKIN16X120	16	27	34	152	120	94	50	10	4,5	M12	63	✓	1,20
HSKA63SRKIN16X160	16	27	34	192	160	134	50	10	4,5	M12	63	✓	1,50
HSKA63SRKIN18X95	18	33	42	127	95	69	50	10	4,5	M12	63	✓	1,20
HSKA63SRKIN18X160	18	33	42	192	160	134	50	10	4,5	M12	63	✓	1,50
HSKA63SRKIN20X100	20	33	42	132	100	74	52	10	4,5	M16	63	✓	1,20
HSKA63SRKIN20X120	20	33	42	152	120	94	52	10	4,5	M16	63	✓	1,40
HSKA63SRKIN20X160	20	33	42	192	160	134	52	10	4,5	M16	63	✓	1,60
HSKA63SRKIN25X115	25	44	53	147	115	89	58	10	4,5	M16	63	✓	1,80
HSKA63SRKIN32X120	32	44	53	152	120	94	61	10	4,5	M16	63	✓	1,80

SPARE PARTS ACCESSOIRES	①	②	③
	Z03	Z04	Z12

① = Coolant tube / Tube de lubrification ② = Socket wrench / Clé de fixation ③ = Adjusting screw / Vis d'ajustment

DIN 69893 A / DIN 69893 A



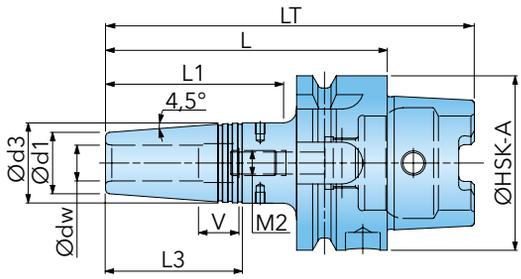

Designation Réf. de l'article	dw	d1	d3	LT	L	L1	L3	V	α	M2	HSK-A	IK	kg
HSKA100SRKIN6x85	6	21	27	135	85	56	36	10	4,5	M5	100	✓	0,90
HSKA100SRKIN6x120	6	21	27	170	120	91	36	10	4,5	M5	100	✓	1,00
HSKA100SRKIN6x160	6	21	27	210	160	131	36	10	4,5	M6	100	✓	1,20
HSKA100SRKIN8x85	8	21	27	135	85	56	36	10	4,5	M6	100	✓	0,90
HSKA100SRKIN8x120	8	21	27	170	120	91	36	10	4,5	M6	100	✓	1,00
HSKA100SRKIN8x160	8	21	27	210	160	131	36	10	4,5	M6	100	✓	1,50
HSKA100SRKIN10x90	10	24	32	140	90	61	42	10	4,5	M8	100	✓	1,00
HSKA100SRKIN10x120	10	24	32	170	120	91	42	10	4,5	M8	100	✓	1,20
HSKA100SRKIN10x160	10	24	32	210	160	131	42	10	4,5	M8	100	✓	1,50
HSKA100SRKIN12x95	12	24	32	145	95	66	47	10	4,5	M10	100	✓	1,00
HSKA100SRKIN12x120	12	24	32	170	120	91	47	10	4,5	M10	100	✓	1,20
HSKA100SRKIN12x160	12	24	32	210	160	131	47	10	4,5	M10	100	✓	1,50
HSKA100SRKIN14x95	14	27	34	145	95	66	47	10	4,5	M10	100	✓	1,00
HSKA100SRKIN14x120	14	27	34	170	120	91	47	10	4,5	M10	100	✓	1,20
HSKA100SRKIN14x160	14	27	34	210	160	131	47	10	4,5	M10	100	✓	1,50
HSKA100SRKIN16x100	16	27	34	150	100	71	50	10	4,5	M12	100	✓	1,00
HSKA100SRKIN16x120	16	27	34	170	120	91	50	10	4,5	M12	100	✓	1,20
HSKA100SRKIN16x160	16	27	34	210	160	131	50	10	4,5	M12	100	✓	1,50
HSKA100SRKIN18x100	18	33	42	150	100	71	50	10	4,5	M12	100	✓	1,20
HSKA100SRKIN18x160	18	33	42	210	160	131	50	10	4,5	M12	100	✓	1,50
HSKA100SRKIN20x105	20	33	42	155	105	76	52	10	4,5	M16	100	✓	1,20
HSKA100SRKIN20x160	20	33	42	210	160	131	52	10	4,5	M16	100	✓	1,50
HSKA100SRKIN25x115	25	44	53	165	115	86	58	10	4,5	M16	100	✓	1,80
HSKA100SRKIN32x120	32	44	53	170	120	91	61	10	4,5	M16	100	✓	1,90

SPARE PARTS
ACCESSOIRES


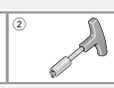


①	②	③
Z03	Z04	Z12

① = Coolant tube / Tube de lubrification ② = Socket wrench / Clé de fixation ③ = Adjusting screw / Vis d'ajustment

Member IMC Group Ingersoll Cutting Tools

DIN 69893 A / DIN 69893 A



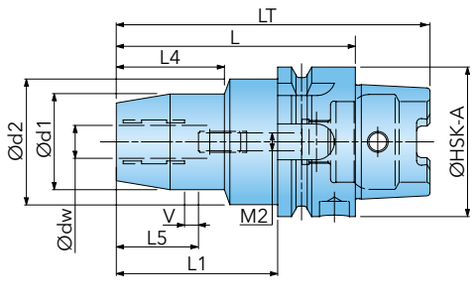

Designation Réf. de l'article	dw	d1	d2	LT	L	L1	L4	L5	v	M2	HSK-A	IK	kg
HSKA63HC10SA080-G6	10	30	50	112	80	54	35	41	10	M8x1	63	✓	1,10
HSKA63HC12SA085-G6	12	32	50	117	85	59	40	46	10	M10x1	63	✓	1,10
HSKA63HC16SA090-G6	16	38	50	122	90	64	46	49	10	M12x1	63	✓	1,20
HSKA63HC20SA090-G6	20	42	50	122	90	64	48	51	10	M16x1	63	✓	1,30
HSKA100HC12SA095-G6	12	32	50	145	95	66	47	46	10	M10x1	100	✓	2,60
HSKA100HC16SA100-G6	16	38	50	150	100	71	53	49	10	M12x1	100	✓	2,70
HSKA100HC20SA105-G6	20	42	50	155	105	76	59	51	10	M16x1	100	✓	2,80
HSKA100HC25SA110-G6	25	57	63	160	110	81	62	57	10	M16x1	100	✓	3,70
HSKA100HC32SA110-G6	32	64	75	160	110	81	62	61	10	M16x1	100	✓	3,80

SPARE PARTS ACCESSOIRES	①	②	③
	Z03	Z04	Z14

① = Coolant tube / Tube de lubrification ② = Socket wrench / Clé de fixation ③ = Sleeves / Pinces intermédiaires

DIN 69893 A / DIN 69893 A



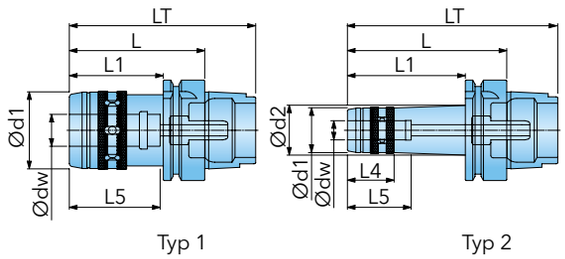

Designation Réf. de l'article	dw	d1	d2	LT	L	L1	L4	L5	HSK-A	Typ	IK	kg
HSK-A63 MF12.100	12	28	32	132	100	74	29,5	46	63	2	✓	1,10
HSK-A63 MF20.85	20	48	-	117	85	59	-	60	63	1	✓	1,20
HSK-A63 MF32.105	32	66	-	137	105	-	-	80	63	1	✓	2,00
HSK-A100 MF20.95	20	48	-	127	95	66	-	60	100	1	✓	2,80
HSK-A100 MF32.110	32	66	-	160	110	81	-	80	100	1	✓	3,10

SPARE PARTS ACCESSOIRES	①	②	③
	Z03	Z04	Z15

① = Coolant tube / Tube de lubrification ② = Socket wrench / Clé de fixation ③ = Sleeves / Pinces intermédiaires

Member IMC Group Ingersoll Cutting Tools

DIN 69871 A / DIN 69871 A



DIN 6358 / DIN 6358

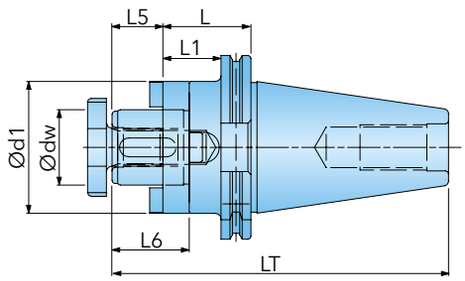

Designation Réf. de l'article	dw	d1	LT	L	L1	L5	L6	SK	kg
DIN6987140SEMC16X55	16	32	123,4	55	35,9	17	27	40	1,20
DIN6987140SEMC16X100	16	32	168,4	100	80,9	17	27	40	1,30
DIN6987140SEMC22X55	22	40	123,4	55	35,9	19	31	40	1,30
DIN6987140SEMC22X100	22	40	168,4	100	80,9	19	31	40	1,80
DIN6987140SEMC27X55	27	48	123,4	55	35,9	21	33	40	1,50
DIN6987140SEMC27X100	27	48	168,4	100	80,9	21	33	40	2,20
DIN6987140SEMC32X60	32	58	128,4	60	45,9	24	38	40	1,80
DIN6987140SEMC32X100	32	58	168,4	100	80,9	24	38	40	2,70
DIN6987140SEMC40X60	40	70	128,4	60	40,9	27	41	40	2,20
DIN6987150SEMC16X55	16	32	156,75	55	35,9	17	27	50	3,00
DIN6987150SEMC16X100	16	32	201,75	100	80,9	17	27	50	3,60
DIN6987150SEMC22X55	22	40	156,75	55	35,9	19	31	50	3,20
DIN6987150SEMC22X100	22	40	201,75	100	80,9	19	31	50	3,90
DIN6987150SEMC27X55	27	48	156,75	55	35,9	21	33	50	3,50
DIN6987150SEMC27X100	27	48	201,75	100	80,9	21	33	50	4,30
DIN6987150SEMC32X55	32	58	156,75	55	35,9	24	38	50	3,70
DIN6987150SEMC32X100	32	58	201,75	100	80,9	24	38	50	5,00
DIN6987150SEMC40X55	40	70	156,75	55	35,9	27	41	50	4,20
DIN6987150SEMC40X100	40	70	201,75	100	80,9	27	41	50	5,60
DIN6987150SEMC50X70	50	90	171,75	70	50,9	30	46	50	6,00
DIN6987150SEMC60X80	60	110	181,75	80	60,9	50	66	50	7,50

SPARE PARTS ACCESSOIRES	①	②	③	④	⑤
	Z01	Z05	Z06	Z17	Z16

① = Draw bolt DIN_/ISO_ / Tirette DIN_/ISO_ ② = Cutter retaining screws / Vis de serrage pour fraise ③ = Wrench for cutter retaining screws / Clé de serrage
④ = Feather key / Clavette ⑤ = Driving collar / Axe de guidage

ISO 40/50 DIN69871A SHELL END MILL ARBORS BIG COLLAR
ISO 40/50 DIN69871A MANDRIN PORTE FRAISE À ALÉSAGE GRANDE PORTÉE

DIN 69871 A / DIN 69871 A



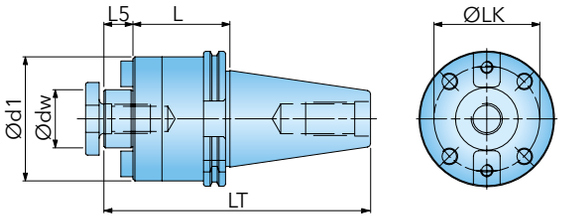

Designation Réf. de l'article	dw	d1	LT	L	L5	LK	SK		kg
69871A40SM16SA35[1)]	16	38	103,4	35	17	-	40	✓	1,50
69871A40SM22SA35[1)]	22	48	103,4	35	19	-	40	✓	1,60
69871A40SM27SA35[1)]	27	50	103,4	35	21	-	40	✓	1,70
69871A40SM32SA50[1)]	32	78	118,4	50	24	-	40	✓	1,90
69871A40FM40SA50[1)]	40	89	118,4	50	27	66,7	40	✓	2,10
69871A50SM16SA35[1)]	16	38	136,75	35	17	-	50	✓	3,00
69871A50SM22SA35[1)]	22	48	136,75	35	19	-	50	✓	3,10
69871A50SM22SA50	22	48	151,75	50	19	-	50		3,30
69871A50SM22SA75	22	48	176,75	75	19	-	50		3,70
69871A50SM22SA100	22	48	201,75	100	19	-	50		4,00
69871A50SM22SA200[1)]	22	48	301,75	200	19	-	50	✓	6,00
69871A50SM22SA300[1)]	22	61	401,75	300	19	-	50	✓	8,00
69871A50SM27SA35[1)]	27	60	136,75	35	21	-	50	✓	3,50
69871A50SM27SA50	27	78	151,75	50	21	-	50		4,10
69871A50SM27SA75	27	78	176,75	75	21	-	50		5,00
69871A50SM27SA100	27	78	201,75	100	21	-	50		5,90
69871A50SM27SA160	27	78	261,75	160	21	-	50		8,20
69871A50SM27SA300[1)]	27	61	401,75	300	21	-	50	✓	10,00
69871A50SM32SA35[1)]	32	78	136,75	35	24	-	50	✓	3,50
69871A50SM32SA50	32	78	151,75	50	24	-	50		4,10
69871A50SM32SA75	32	78	176,75	75	24	-	50		5,00
69871A50SM32SA100	32	78	201,75	100	24	-	50		6,00
69871A50SM32SA160	32	78	261,75	160	24	-	50		8,20
69871A50SM32SA370[1)]	32	78	471,75	370	24	-	50	✓	14,00
69871A50FM40SA35[1)]	40	97,5	136,75	35	27	66,7	50	✓	3,70
69871A50FM40SA50[2)]	40	97,5	151,75	50	27	66,7	50		4,60
69871A50FM40SA75[2)]	40	97,5	176,75	75	27	66,7	50		6,00
69871A50FM40SA100[2)]	40	97,5	201,75	100	27	66,7	50		7,50
69871A50FM40SA160[2)]	40	97,5	261,75	160	27	66,7	50		11,00

[1)] DIN 69871 AD+B / DIN 69871 AD+B; [2)] no free neck like DIN 69871 A / colerette non dégagée comme DIN69871A

SPARE PARTS ACCESSOIRES	①	②	③
	Z01	Z05	Z06

① = Draw bolt DIN_/ISO_ / Tirette DIN_/ISO_ ② = Cutter retaining screws / Vis de serrage pour fraise ③ = Wrench for cutter retaining screws / Clé de serrage

DIN 69871 A / DIN 69871 A



DIN 3937 / DIN 3937

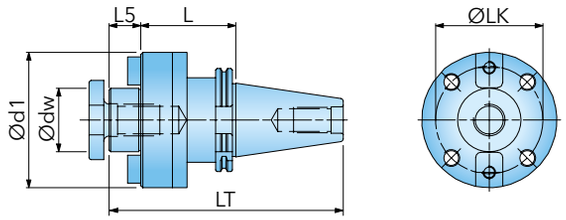

Designation Réf. de l'article	dw	d1	LT	L	L5	LK	SK	kg
DIN6987140FM40	40	88	128,4	60	27	66,7	40	2,70
DIN6987150FM40X70	40	88	171,75	70	27	66,7	50	5,30
DIN6987150FM60X70	60	128	171,75	70	40	101,6	50	7,80

SPARE PARTS ACCESSOIRES	①	②	③
	Z01	Z05	Z06

① = Draw bolt DIN_/ISO_ / Tirette DIN_/ISO_ ② = Cutter retaining screws / Vis de serrage pour fraise ③ = Wrench for cutter retaining screws / Clé de serrage

DIN 69871 AD+B / DIN 69871 AD+B



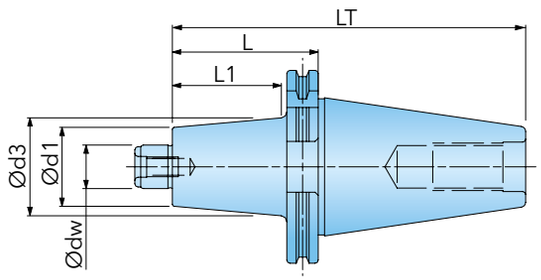

Designation Réf. de l'article	dw	d1	d3	LT	L	L1	SK		
69871A40SM22SK052	22	40	45	120,4	52	25	40	✓	1,30
69871A40SM22SK077	22	40	45	145,4	77	50	40	✓	1,50
69871A40SM22SK102	22	40	50	170,4	102	75	40	✓	2,00
69871A40SM22SK127	22	40	50	195,4	127	100	40	✓	2,20
69871A50SM22SK077	22	40	50	178,75	77	50	50	✓	3,60
69871A50SM22SK127	22	40	50	228,75	127	100	50	✓	4,40
69871A50SM22SK177	22	40	62	278,75	177	150	50	✓	5,50
69871A50SM27SA047	27	60	60	148,75	47	20	50	✓	4,30
69871A50SM27SK077	27	60	65	178,75	77	50	50	✓	4,30
69871A50SM27SK127	27	60	65	228,75	127	100	50	✓	6,50
69871A50SM27SK177	27	60	78	278,75	177	150	50	✓	8,20
69871A50SM32SA077	32	78	78	178,75	77	50	50	✓	5,30
69871A50SM32SA127	32	78	78	228,75	127	100	50	✓	6,80
69871A50SM40SA077	40	89	89	178,75	77	50	50	✓	6,10
69871A50SM40SA127	40	89	89	228,75	127	100	50	✓	8,50

SPARE PARTS ACCESSOIRES	①	②	③
	Z01	Z05	Z06

① = Draw bolt DIN_/ISO_ / Tirette DIN_/ISO_ ② = Cutter retaining screws / Vis de serrage pour fraise ③ = Wrench for cutter retaining screws / Clé de serrage

DIN 69871 AD+B / DIN 69871 AD+B



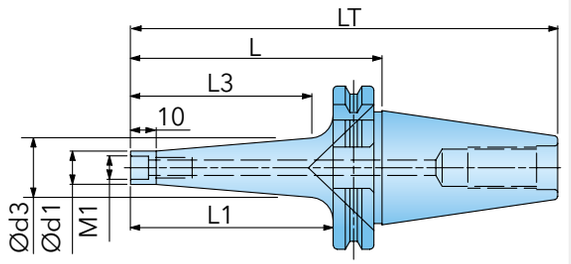

Designation Réf. de l'article	d1	d3	LT	L	L1	L3	M1	SK	IK	kg
DIN6987140ODP6x58	9,7	13	126,4	58	38,9	32	M6	40	✓	0,80
DIN6987140ODP6x98	9,7	23	166,4	98	78,9	74	M6	40	✓	0,90
DIN6987140ODP8x38	13	13	106,4	38	18,9	10	M8	40	✓	0,80
DIN6987140ODP8x58	13	15	126,4	58	38,9	32	M8	40	✓	0,80
DIN6987140ODP8x78	13	23	146,4	78	58,9	50	M8	40	✓	0,90
DIN6987140ODP8x98	13	23	166,4	98	78,9	74	M8	40	✓	0,90
DIN6987140ODP10x38	18	18	106,4	38	18,9	10	M10	40	✓	0,80
DIN6987140ODP10x58	18	20	126,4	58	38,9	32	M10	40	✓	0,90
DIN6987140ODP10x78	18	25	146,4	78	58,9	50	M10	40	✓	0,90
DIN6987140ODP10x98	18	28	166,4	98	78,9	74	M10	40	✓	1,00
DIN6987140ODP12x38	21	21	106,4	38	18,9	10	M12	40	✓	0,80
DIN6987140ODP12x58	21	24	126,4	58	38,9	34	M12	40	✓	1,10
DIN6987140ODP12x78	21	24	146,4	78	58,9	50	M12	40	✓	0,90
DIN6987140ODP12x98	21	31	166,4	98	78,9	75	M12	40	✓	1,00
DIN6987140ODP12x118	21	31	186,4	118	98,9	90	M12	40	✓	1,10
DIN6987140ODP16x38	29	29	106,4	38	18,9	10	M16	40	✓	0,90
DIN6987140ODP16x58	29	29	126,4	58	38,9	33	M16	40	✓	0,90
DIN6987140ODP16x78	29	34	146,4	78	58,9	50	M16	40	✓	1,00
DIN6987140ODP16x98	29	34	166,4	98	78,9	75	M16	40	✓	1,20

SPARE PARTS ACCESSOIRES	①
	Z01

① = Draw bolt DIN_/ISO_ / Tirette DIN_/ISO_

DIN 69871 AD+B / DIN 69871 AD+B



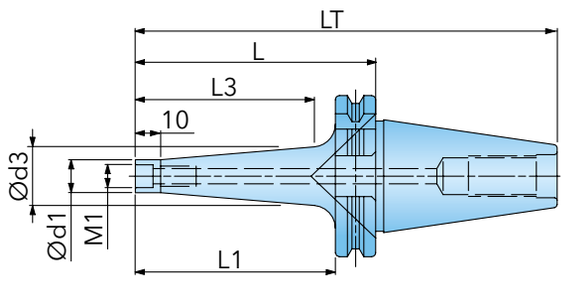

Designation Réf. de l'article	d1	d3	LT	L	L1	L3	M1	SK	IK	kg
DIN6987150ODP8X78	13	13	179,75	78	58,9	50	M8	50	✓	2,70
DIN6987150ODP8X128	13	25	229,75	128	108,9	100	M8	50	✓	2,90
DIN6987150ODP8X178	13	25	279,75	178	158,9	150	M8	50	✓	3,40
DIN6987150ODP8X228	13	35	329,75	228	208,9	200	M8	50	✓	2,70
DIN6987150ODP10X78	18	18	179,75	78	58,9	50	M10	50	✓	2,90
DIN6987150ODP10X128	18	32	229,75	128	108,9	100	M10	50	✓	3,00
DIN6987150ODP10X178	18	45	279,75	178	158,9	150	M10	50	✓	3,60
DIN6987150ODP10X228	18	50	329,75	228	208,9	200	M10	50	✓	4,10
DIN6987150ODP12X78	23	30	179,75	78	58,9	50	M12	50	✓	2,80
DIN6987150ODP12X128	23	40	229,75	128	108,9	100	M12	50	✓	3,20
DIN6987150ODP12X178	23	40	279,75	178	158,9	150	M12	50	✓	3,50
DIN6987150ODP12X228	23	46	329,75	228	208,9	200	M12	50	✓	4,10
DIN6987150ODP16x38	29	29	139,75	38	18,9	10	M16	50	✓	2,70
DIN6987150ODP16X78	29	34	179,75	78	58,9	50	M16	50	✓	2,90
DIN6987150ODP16X128	29	40	229,75	128	108,9	100	M16	50	✓	3,30
DIN6987150ODP16X178	29	55	279,75	178	158,9	150	M16	50	✓	4,20
DIN6987150ODP16X228	29	55	329,75	228	208,9	200	M16	50	✓	4,70

SPARE PARTS ACCESSOIRES	①
	Z01

① = Draw bolt DIN_/ISO_ / Tirette DIN_/ISO_

Member IMC Group Ingersoll Cutting Tools

DIN 69871 AD / DIN 69871 AD



DIN 6359/ DIN1835-B / DIN 6359/ DIN1835-B

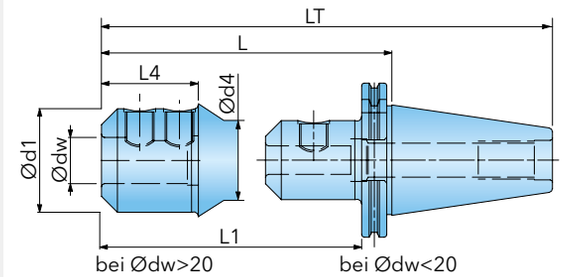

Designation Réf. de l'article	dw	d1	d4	LT	L	L1	L4	SK	IK	kg
DIN6987140EM6X50	6	25	-	118,4	50	30,9	-	40	✓	1,00
DIN6987140EM8X50	8	28	-	118,4	50	30,9	-	40	✓	1,00
DIN6987140EM10X50	10	35	-	118,4	50	30,9	-	40	✓	1,10
DIN6987140EM12X50	12	42	-	118,4	50	30,9	-	40	✓	1,10
DIN6987140EM14X63	14	44	-	131,4	63	43,9	-	40	✓	1,30
DIN6987140EM16X63	16	48	-	131,4	63	43,9	-	40	✓	1,40
DIN6987140EM18X63	18	50	49	131,4	63	43,9	28,5	40	✓	1,40
DIN6987140EM20X63	20	52	49	131,4	63	43,9	28,5	40	✓	1,40
DIN6987140EM25X100	25	65	49	168,4	100	80,9	65	40	✓	2,40
DIN6987140EM32X100	32	71	49	168,4	100	80,9	65	40	✓	2,70
DIN6987150EM6X63	6	25	-	164,75	63	43,9	-	50	✓	2,80
DIN6987150EM8X63	8	28	-	164,75	63	43,9	-	50	✓	2,90
DIN6987150EM10X63	10	35	-	164,75	63	43,9	-	50	✓	3,00
DIN6987150EM12X63	12	42	-	164,75	63	43,9	-	50	✓	3,10
DIN6987150EM14X63	14	44	-	164,75	63	43,9	-	50	✓	3,10
DIN6987150EM16X63	16	48	-	164,75	63	43,9	-	50	✓	3,20
DIN6987150EM18X63	18	50	-	164,75	63	43,9	-	50	✓	3,20
DIN6987150EM20X63	20	52	-	164,75	63	43,9	-	50	✓	3,30
DIN6987150EM25X80	25	65	-	181,75	80	60,9	-	50	✓	3,90
DIN6987150EM32X100	32	72	-	201,75	100	80,9	-	50	✓	4,70
DIN6987150EM40X100	40	90	79,9	201,75	100	80,9	43	50	✓	5,30
DIN6987150EM50X125	50	98	79,9	226,75	125	105,9	90	50	✓	6,90

SPARE PARTS ACCESSOIRES	①	②
	Z01	Z10

① = Draw bolt DIN_/ISO_ / Tirette DIN_/ISO_ ② = Screw - DIN1835 / Vis de serrage - DIN1835

DIN 69871 AD / DIN 69871 AD



DIN 6359/ DIN1835-E / DIN 6359/ DIN1835-E

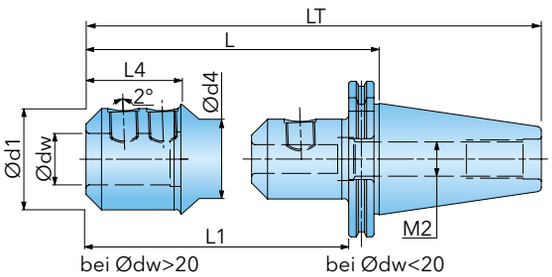

Designation Réf. de l'article	dw	d1	d4	LT	L	L1	L4	M2	SK	IK	kg
DIN6987140EM20X63E	20	52	49	131,4	63	43,9	29	M16	40	✓	1,40
DIN6987140EM25X100E	25	65	49	168,4	100	80,9	65	M20x1,5	40	✓	2,40
DIN6987140EM32X100E	32	72	49	168,4	100	80,9	65	M20x1,5	40	✓	2,70
DIN6987140EM40X120E	40	80	-	188,4	120	80,9	-	M20x1,5	40	✓	3,50
DIN6987150EM25X80E	25	65	-	181,75	80	60,9	-	M20x1,5	50	✓	4,00
DIN6987150EM32X100E	32	72	-	201,75	100	80,9	-	M20x1,5	50	✓	4,70
DIN6987150EM40X100E	40	90	79,9	201,75	100	80,9	43	M20x1,5	50	✓	5,30
DIN6987150EM50X125E[1)]	50	90	79,9	226,75	125	80,9	68	M20x1,5	50	✓	6,90

[1)] Collant supply all to DIN 69871 design AD+B / Arrosage par le centre suivant DIN69871 version AD+B

SPARE PARTS ACCESSOIRES	①	②	③
	Z01	Z10	Z23

① = Draw bolt DIN_/ISO_ / Tirette DIN_/ISO_ ② = Screw - DIN1835 / Vis de serrage - DIN1835
③ = Adjusting screw 1835-E (Whistle-Notch) / Vis d'ajustment 1835-E (Whistle-Notch)

Member IMC Group Ingersoll Cutting Tools

DIN 69871 AD / DIN 69871 AD



DIN 6499 / DIN 6499

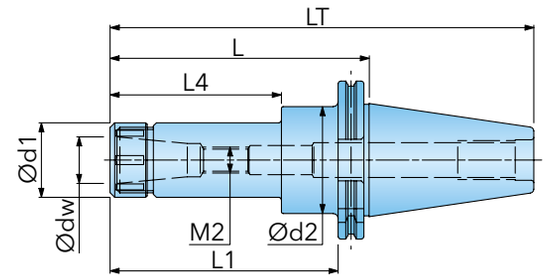

Designation Réf. de l'article	dw	d1	d2	LT	L	L1	L4	SpBe	M2	SK	IK	kg
DIN6987140ER16X63	ER16	28	-	131,4	63	43,5	-	0,5-10	M10	40	✓	1,00
DIN6987140ER16X100	ER16	28	-	168,4	100	80,9	-	0,5-10	M10	40	✓	1,20
DIN6987140ER16X160	ER16	28	40	228,4	160	140,9	85	0,5-10	M10	40	✓	1,70
DIN6987140ER20X63	ER20	34	-	131,4	63	43,9	-	1-13	M12	40	✓	1,10
DIN6987140ER20X100	ER20	34	-	168,4	100	80,9	-	1-13	M12	40	✓	1,30
DIN6987140ER20X160	ER20	34	44	228,4	160	140,9	91	1-13	M12	40	✓	1,90
DIN6987150ER16X100	ER16	28	-	201,75	100	80,9	-	0,5-10	M10	50	✓	3,00
DIN6987150ER16X160	ER16	28	40	261,75	160	140,9	85	0,5-10	M10	50	✓	3,50
DIN6987150ER16X200	ER16	28	40	301,75	200	180,9	110	0,5-10	M10	50	✓	3,70
DIN6987150ER20X100	ER20	34	-	201,75	100	80,9	-	1-13	M12	50	✓	3,10
DIN6987150ER20X160	ER20	34	45	261,75	160	140,9	86	1-13	M12	50	✓	3,80

SPARE PARTS ACCESSOIRES	①	②	③	④	⑤	⑥
	Z01	Z12	Z21	Z22	Z20	--

① = Draw bolt DIN_/ISO_ / Tirette DIN_/ISO_ ② = Adjusting screw IC / Vis d'ajustment IC ③ = Clamping nut / Ecrou ④ = Clamping nut / Ecrou
⑤ = Wrench / Clé de serrage ⑥ = Spring collets / Pince

DIN 69871 AD / DIN 69871 AD



DIN 6499 / DIN 6499

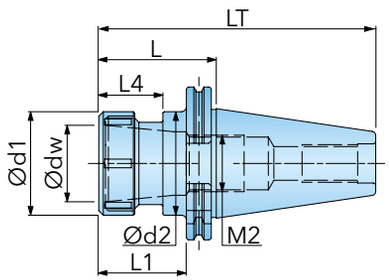

Designation Réf. de l'article	dw	d1	d2	LT	L	L1	L4	SpBe	M2	SK	IK	kg
DIN6987140ER25X65	ER25	42	32,4	133,4	65	45,9	28	1-16	M16x2	40	✓	1,10
DIN6987140ER25X100	ER25	42	-	168,4	100	80,9	-	1-16	M16x2	40	✓	1,50
DIN6987140ER25X150	ER25	42	-	218,4	150	130,9	-	1-16	M16x2	40	✓	2,00
DIN6987140ER32X65	ER32	50	40,4	133,4	65	45,9	32	2-20	M22x1,5	40	✓	1,10
DIN6987140ER32X100	ER32	50	49	168,4	100	80,9	35	2-20	M22x1,5	40	✓	1,60
DIN6987140ER32X150	ER32	50	49	218,4	150	130,9	35	2-20	M22x1,5	40	✓	2,30
DIN6987140ER40X70	ER40	63	50,4	138,4	70	50,9	32	3-26	M28x1,5	40	✓	1,20
DIN6987140ER40X100	ER40	63	50,4	168,4	100	80,9	32	3-26	M28x1,5	40	✓	1,60
DIN6987150ER25X100	ER25	42	-	201,75	100	80,9	-	1-16	M16x2	50	✓	3,30
DIN6987150ER25X150	ER25	42	50	251,75	150	130,9	80,9	1-16	M16x2	50	✓	4,00
DIN6987150ER25X200	ER25	42	55	301,75	200	180,9	85	1-16	M16x2	50	✓	5,00
DIN6987150ER32X100	ER32	50	-	201,75	100	80,9	-	2-20	M22x1,5	50	✓	3,50
DIN6987150ER32X150	ER32	50	-	251,75	150	130,9	-	2-20	M22x1,5	50	✓	4,20
DIN6987150ER32X200	ER32	50	-	301,75	200	180,9	-	2-20	M22x1,5	50	✓	4,80
DIN6987150ER40X100	ER40	63	-	201,75	100	80,9	-	3-26	M28x1,5	50	✓	3,90
DIN6987150ER40X150	ER40	63	-	251,75	150	130,9	-	3-26	M28x1,5	50	✓	5,00
DIN6987150ER40X200	ER40	63	-	301,75	200	180,9	-	3-26	M28x1,5	50	✓	6,10
DIN6987150ER50X100	ER50	78	-	201,75	100	80,9	-	10-34	M36x1,5	50	✓	4,20
DIN6987150ER50X150	ER50	78	-	251,75	150	130,9	-	10-34	M36x1,5	50	✓	5,90

SPARE PARTS ACCESSOIRES	①	②	③	④	⑤	⑥
	Z01	Z12	Z21	Z22	Z20	--

① = Draw bolt DIN_/ISO_ / Tirette DIN_/ISO_ ② = Adjusting screw IC / Vis d'ajustment IC ③ = Clamping nut / Ecrou ④ = Clamping nut / Ecrou
⑤ = Wrench / Clé de serrage ⑥ = Spring collets / Pince

Member IMC Group Ingersoll Cutting Tools

DIN 69871 AD / DIN 69871 AD



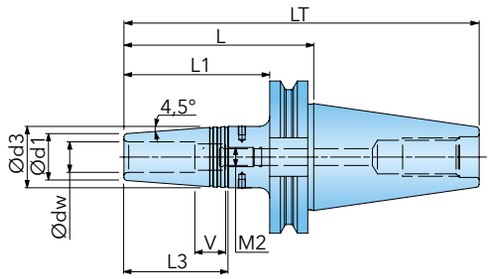

Designation Réf. de l'article	dw	d1	d3	LT	L	L1	L3	V	α	M2	SK	IK	kg
DIN6987140SRKIN6X80	6	21	27	148,4	80	60,9	36	10	4,5	M5	40	✓	1,00
DIN6987140SRKIN8X80	8	21	27	148,4	80	60,9	36	10	4,5	M6	40	✓	1,10
DIN6987140SRKIN10X80	10	24	32	148,4	80	60,9	42	10	4,5	M8	40	✓	1,10
DIN6987140SRKIN12X80	12	24	32	148,4	80	60,9	47	10	4,5	M10	40	✓	1,20
DIN6987140SRKIN14X80	14	27	34	148,4	80	60,9	47	10	4,5	M10	40	✓	1,20
DIN6987140SRKIN16X80	16	27	34	148,4	80	60,9	50	10	4,5	M12	40	✓	1,30
DIN6987140SRKIN18X80	18	33	42	148,4	80	60,9	50	10	4,5	M12	40	✓	1,30
DIN6987140SRKIN20X80	20	33	42	148,4	80	60,9	52	10	4,5	M16	40	✓	1,40
DIN6987140SRKIN25X100	25	44	53	168,4	100	80,9	58	10	4,5	M16	40	✓	1,50
DIN6987150SRKIN6x80	6	21	27	181,75	80	60,9	36	10	4,5	M5	50	✓	2,70
DIN6987150SRKIN8x80	8	21	27	181,75	80	60,9	36	10	4,5	M6	50	✓	2,70
DIN6987150SRKIN10x80	10	24	32	181,75	80	60,9	42	10	4,5	M8	50	✓	2,80
DIN6987150SRKIN12x80	12	24	32	181,75	80	60,9	47	10	4,5	M10	50	✓	2,80
DIN6987150SRKIN14x80	14	27	34	181,75	80	60,9	47	10	4,5	M10	50	✓	2,80
DIN6987150SRKIN16x80	16	27	34	181,75	80	60,9	50	10	4,5	M12	50	✓	2,80
DIN6987150SRKIN18x80	18	33	42	181,75	80	60,9	50	10	4,5	M12	50	✓	3,10
DIN6987150SRKIN20x80	20	33	42	181,75	80	60,9	52	10	4,5	M16	50	✓	3,20
DIN6987150SRKIN25x100	25	44	53	201,75	100	80,9	58	10	4,5	M16	50	✓	3,50
DIN6987150SRKIN32x100	32	44	53	201,75	100	80,9	61	10	4,5	M16	50	✓	4,30

SPARE PARTS ACCESSOIRES	①	②
	Z01	Z12

① = Draw bolt DIN_/ISO_ / Tirette DIN_/ISO_ ② = Adjusting screw / Vis d'ajustment

DIN 69871 AD+B / DIN 69871 AD+B



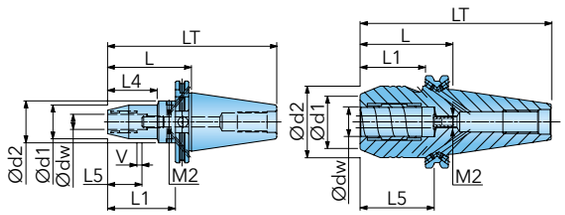

Typ 1 Typ 2

Designation Réf. de l'article	dw	d1	d2	LT	L	L1	L4	L5	V	M2	SK	Typ	IK	kg
69871A40HC06SA080-G2	6	26	49,5	148,9	80,5	61,5	29,5	37	10	M5	40	1	✓	1,40
69871A40HC08SA080-G2	8	28	49,5	148,9	80,5	61,5	30	37	10	M6	40	1	✓	1,40
69871A40HC10SA080-G2	10	30	49,5	148,9	80,5	61,5	31	41	10	M8x1	40	1	✓	1,40
69871A40HC12SA080-G2	12	32	49,5	148,9	80,5	61,5	31,5	46	10	M10x1	40	1	✓	1,40
69871A40HC16SA080-G2	16	38	49,5	148,9	80,5	61,5	33	49	10	M12x1	40	1	✓	1,40
69871A40HC20SA080-G2	20	42	49,5	148,9	80,5	61,5	34	51	10	M16x1	40	1	✓	1,40
69871A40HC25SA080-G2	25	55	66	148,9	80,5	61,5	22	57	10	M16x1	40	1	✓	1,80
69871A50HC12SA050-G6	12	32	42	151,75	50,0	31,0	-	46	10	M8x1	50	2	✓	2,80
69871A50HC20SA080-G6	20	42	49,5	182,25	80,5	61,5	-	51	10	M16x1	50	1	✓	3,30
69871A50HC20SA064-G6	20	38	49,3	166,25	64,5	45,5	-	51	10	M8x1	50	2	✓	3,10
69871A50HC32SA081-G6	32	58,5	72	182,75	81,0	62,0	-	61	10	M8x1	50	2	✓	4,10

SPARE PARTS ACCESSOIRES	①	②
	Z01	Z14

① = Draw bolt DIN_/ISO_ / Tirette DIN_/ISO_ ② = Sleeves / Pinces intermédiaires

Member IMC Group Ingersoll Cutting Tools

TOOLIN DIN 69871-AD/B40/50 HIGH PRECISION ULTRA TIGHT ADAPTION
DIN 69871-AD/B40/50 ATTACHEMENT FORT SERRAGE HAUTE PRÉCISION

DIN 69871 AD / DIN 69871 AD



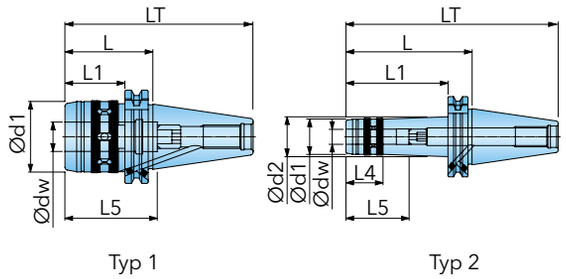

Designation Réf. de l'article	dw	d1	d2	LT	L	L1	L4	L5	SK	Typ	IK	kg
DIN69871-AD40MF12.100	12	28	32	168,4	100	81	29,5	46	40	2	✓	1,10
DIN69871-AD40MF20.60	20	48	-	128,4	60	41	-	63	40	1	✓	1,20
DIN69871-AD40MF32.95	32	66	-	163,4	95	-	-	80	40	1	✓	1,60
DIN69871-AD50MF20.80	20	48	-	181,75	80	61	-	63	50	1	✓	2,30
DIN69871-AD50MF32.75	32	66	-	176,75	75	56	-	80	50	1	✓	2,80

SPARE PARTS ACCESSOIRES	①	②
	Z01	Z15

① = Draw bolt DIN_/ISO_ / Tirette DIN_/ISO_ ② = Sleeves / Pinces intermédiaires

TOPON STEEL EXTENSION CYLINDRICAL/CONICAL (SCREW-IN TYPE)
RALLONGE ACIER CYLINDRIQUE / CONIQUE (TÊTE VISSÉE)

cylindrical shank / Queue Cylindrique



screw-in type connection / Tête vissée

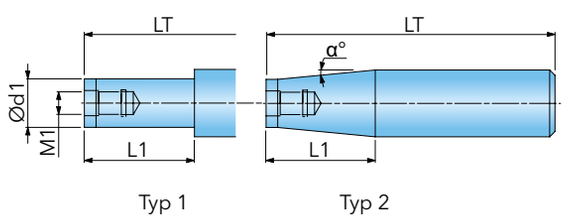

Designation Réf. de l'article	d	d1	LT	L1	α	M1	Typ	IK	kg
SM06-L60-C10[1)]	10	9,8	60	20	-	M6	1	✓	0,05
SM06-L105-C12[2)]	12	9,8	105	60	1,2	M6	2	✓	0,09
SM06-L125-C16[2)]	16	9,8	125	60	3,3	M6	2	✓	0,10
SM08-L73-C16[1)]	16	13	73	25	-	M8	1	✓	0,11
SM08-L128-C16[2)]	16	13	128	80	0,9	M8	2	✓	0,18
SM08-L170-C20[2)]	20	13	170	67	3,3	M8	2	✓	0,35
SM10-L80-C20[1)]	20	18	80	30	-	M10	1	✓	0,18
SM10-L130-C20[2)]	20	18	130	80	0,6	M10	2	✓	0,27
SM10-L200-C25[2)]	25	19	200	57	3,3	M10	2	✓	0,45
SM12-L86-C25[2)]	25	21	86	30	5,1	M12	2	✓	0,20
SM12-L200-C32[2)]	32	21	200	78	4,4	M12	2	✓	0,60
SM16-L95-C32[2)]	32	29	95	35	1,7	M16	2	✓	0,54
SM16-L230-C32[2)]	32	29	230	50	1,8	M16	2	✓	0,60

[1)] Cylindrical; [2)] Conical

cylindrical shank / Queue Cylindrique



screw-in type connection / Tête vissée

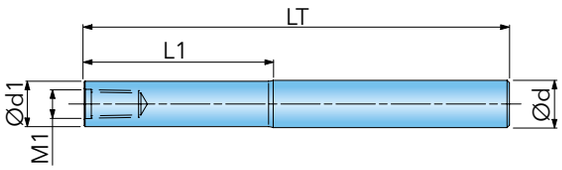

Designation Réf. de l'article	d	d1	LT	L1	M1	kg
S016MOD08HA040	16	13	88	40	M8	0,240
S016MOD08HA060	16	13	108	60	M8	0,030
S016MOD08HA080	16	13	128	80	M8	0,331
S016MOD08HA100	16	13	148	100	M8	0,377

cylindrical shank / Queue Cylindrique



screw-in type connection / Tête vissée

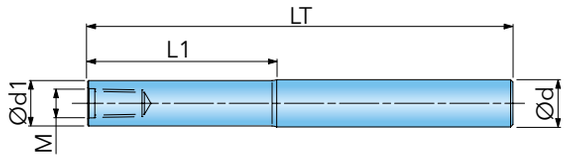

Designation Réf. de l'article	d	d1	LT	L1	M	IK	kg
S010MOD06CA031-01	10	9,8	80	31	M6	✓	0,078
S010MOD06CA040-01	10	-	80	-	M6	✓	0,079
S010MOD06CA060-01	10	9,8	110	60	M6	✓	0,175
S010MOD06CA080-01	10	9,8	130	80	M6	✓	0,130
S010MOD06CA100-01	10	9,8	150	100	M6	✓	0,154
S012MOD06CA031-01	12	11	80	31	M6	✓	0,108
S012MOD06CA035-01	12	-	80	-	M6	✓	0,118
S012MOD06CA040-01	12	11,8	88	40	M6	✓	0,128
S012MOD06CA060-02	12	11,8	108	60	M6	✓	0,159
S012MOD06CA080-01	12	11,8	128	80	M6	✓	0,188
S012MOD06CA100-01	12	11	150	100	M6	✓	0,217
S012MOD06CA100-02	12	11,8	148	100	M6	✓	0,220
S014MOD08CA035-01	14	-	80	-	M8	✓	0,154
S016MOD08CA055-01	16	14,4	120	55	M8	✓	0,299
S016MOD08CA135-01	16	14,4	200	135	M8	✓	0,528
S018MOD10CA152-01	18	-	200	-	M10	✓	0,669
S020MOD10CA055-01	20	18	120	55	M10	✓	0,469
S020MOD10CA135-01	20	18	200	135	M10	✓	0,767
S025MOD12CA060-01	25	22,5	125	60	M12	✓	0,733
S025MOD12CA080-03	25	22,5	145	80	M12	✓	0,847
S025MOD12CA100-01	25	22,5	165	100	M12	✓	0,965
S025MOD12CA157-01	25	22,5	250	157	M12	✓	1,624
S025MOD12CA207-02	25	22,5	300	207	M12	✓	0,920
S032MOD16CA207-01	32	28,6	300	207	M16	✓	2,314

cylindrical shank / Queue Cylindrique



screw-in type connection / Tête vissée

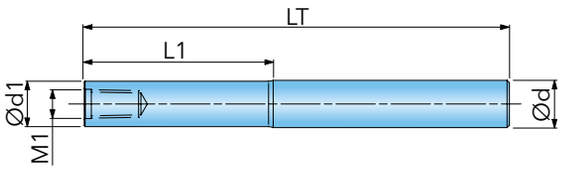

Designation Réf. de l'article	d	d1	LT	L1	M1	IK	kg
S012MOD06VA020	12	11	70	20	M6	✓	0,064
S012MOD06VA070	12	11	120	70	M6	✓	0,111
S016MOD08VA006	16	14,5	70	6	M8	✓	0,115
S016MOD08VA056	16	14,5	120	56	M8	✓	0,183
S020MOD10VA006	20	18	64	6	M10	✓	0,169
S020MOD10VA024	20	18	89	24	M10	✓	0,245
S020MOD10VA070	20	18	130	70	M10	✓	0,335
S020MOD10VA125	20	18	180	125	M10	✓	0,463
S025MOD12VA015	25	22,6	81	15	M12	✓	0,343
S025MOD12VA045	25	22,6	111	45	M12	✓	0,320
S025MOD12VA110	25	22,6	180	110	M12	✓	0,746
S025MOD12VA155	25	22,6	220	155	M12	✓	0,922
S032MOD16VA014	32	29,4	103	14	M16	✓	0,763
S032MOD16VA090	32	29,4	160	90	M16	✓	1,150
S032MOD16VA108	32	29,4	200	108	M16	✓	1,363
S032MOD16VA159	32	29,4	250	159	M16	✓	1,760
S032MOD16VA207	32	30	300	207	M16	✓	2,312

TOPON HEAVY METAL EXTENSION - CONICAL (SCREW-IN TYPE)
RALLONGE EN MÉTAL LOURD CONIQUE (TÊTE VISSÉE)

cylindrical shank / Queue Cylindrique



screw-in type connection / Tête vissée

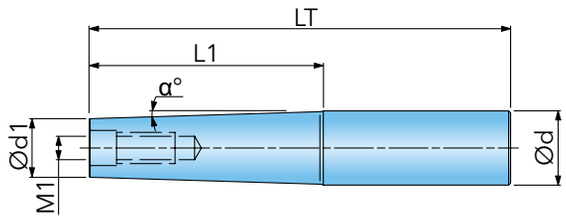

Designation Réf. de l'article	d	d1	LT	L1	α	M1	IK	kg
S016MOD08HK040	16	13	88	40	2	M8	✓	0,261
S016MOD08HK060	16	13	108	60	1,4	M8	✓	0,318
S016MOD08HK080	16	13	128	80	1	M8	✓	0,372
S016MOD08HK100	16	13	148	100	0,8	M8	✓	0,437
S016MOD08HK120	16	13	168	120	0,7	M8	✓	0,491
S020MOD10HK040	20	18	90	40	1,4	M10	✓	0,431
S020MOD10HK060	20	18	110	60	0,9	M10	✓	0,535
S020MOD10HK080	20	18	130	80	0,7	M10	✓	0,634
S020MOD10HK100	20	18	150	100	0,55	M10	✓	0,730
S020MOD10HK120	20	18	170	120	0,45	M10	✓	0,833

TOPON CARBIDE EXTENSION - CONICAL (SCREW-IN TYPE)
RALLONGE CÔNIQUE EN CARBURE(TÊTE VISSÉE)

cylindrical shank / Queue Cylindrique



screw-in type connection / Tête vissée

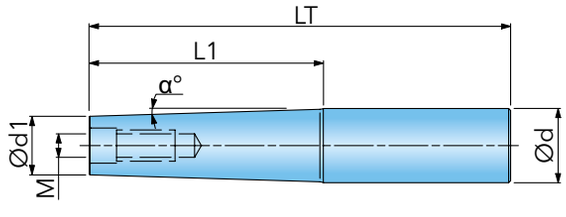

Designation Réf. de l'article	d	d1	LT	L1	α	M	IK	kg
S016MOD08CK040-01	16	13	88	40	1,9	M8	✓	0,210
S016MOD08CK060-01	16	13	108	60	1,3	M8	✓	0,256
S016MOD08CK080-01	16	13	128	80	0,9	M8	✓	0,290
S016MOD08CK100-01	16	13	148	100	0,8	M8	✓	0,348
S016MOD08CK120-01	16	13	168	120	0,6	M8	✓	0,393
S020MOD10CK040-01	20	18	90	40	1,2	M10	✓	0,352
S020MOD10CK060-01	20	18	110	60	0,8	M10	✓	0,427
S020MOD10CK080-01	20	18	130	80	0,6	M10	✓	0,506
S020MOD10CK100-01	20	18	150	100	0,5	M10	✓	0,587
S020MOD10CK120-01	20	18	170	120	0,4	M10	✓	0,667

TOPON EXTENSION
RALLONGE

screw-in type connection / Tête vissée



screw-in type connection / Tête vissée

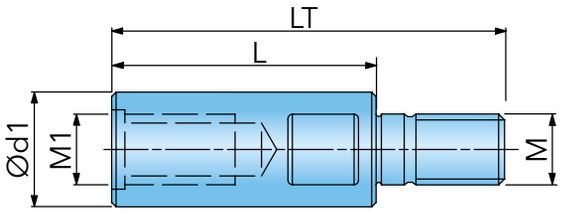

Designation Réf. de l'article	d1	LT	L	M	M1		
						IK	kg
CABM06M06-C	9,8	39,5	25	M6	M6	✓	0,020
CABM08M08-C	13	47,5	30	M8	M8	✓	0,028
CABM10M10-C	18	54,8	35	M10	M10	✓	0,064
CABM12M12-C	21	55,8	40	M12	M12	✓	0,100
CABM16M16-C	29	69	40	M16	M16	✓	0,192

TOPON REDUCTION (SCREW-IN TYPE)
RÉDUCTEUR (TÊTE VISSÉE)

screw-in type connection / Tête vissée



screw-in type connection / Tête vissée

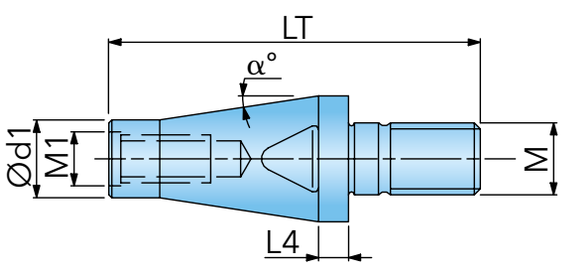

Designation Réf. de l'article	d1	d2	LT	L	L4	α	M	M1		
									IK	kg
CABM06M08	9,7	13	47,8	30	4	5,7	M8	M6	✓	0,08
CABM08M10	13	18	59,8	40	5	5,2	M10	M8	✓	0,08
CABM10M12	18	21	67	45	7	2,5	M12	M10	✓	0,10
CABM12M16	21	29	74	50	6	6,3	M16	M12	✓	0,20

DIN 8030 / DIN 8030



modular / Modulaire

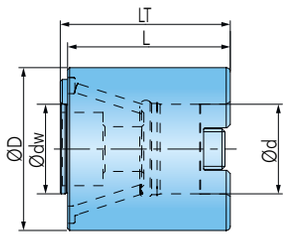



Designation Réf. de l'article	D	d	dw	LT	L	IK	kg
FBD22CP22SA040-TB	40	22	22	41,8	40	✓	0,32
FBD27CP27SA045-TB	45	27	27	46,8	45	✓	0,46
FBD32CP32SA060-TB	55	32	32	61,8	60	✓	0,96

TOOLIN ER11 SPRING COLLETS
ER11 PINCES

DIN 6499 / DIN 6499



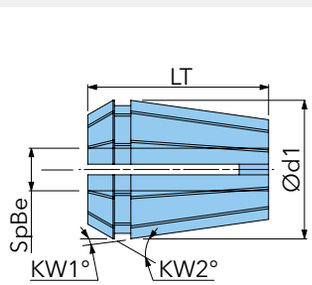

Designation Réf. de l'article	d1	LT	L1	L2	SpBe	Spmin.	Spmax.	KW1	KW2	ER	kg
ER11SPR0.5-1.0	11,0	18	6,3	8,5	0,5 - 1	0,5	1	8	30	11	0,009
ER11SPR1.5-2.0	11,0	18	6,3	8,5	1,5 - 2	1,5	2	8	30	11	0,010
ER11SPR2.5-3.0	11,0	18	6,3	18	2,5- 3	2,5	3	8	30	11	0,009
ER11SPR3.5-4.0	11,0	18	6,3	18	3,5 - 4	3,5	4	8	30	11	0,008
ER11SPR4.5-5.0	11,0	18	6,3	18	4,5 - 5	4,5	5	8	30	11	0,007
ER11SPR5.5-6.0	11,0	18	6,3	18	5,5 - 6	5,5	6	8	30	11	0,006
ER11SPR6.5-7.0	11,0	18	6,3	18	6,5 - 7	6,5	7	8	30	11	0,009

Standard design / Standard

TOOLIN ER11_AA SPRING COLLETS
ER11_AA PINCES HAUTE PRÉCISION

DIN 6499 / DIN 6499



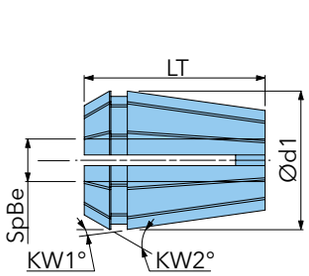

Designation Réf. de l'article	d1	LT	L1	L2	SpBe	Spmin.	Spmax.	KW1	KW2	ER	kg
ER11SPR0.5-1.0AA	11	18,0	6,3	8,5	0,5 - 1	0,5	1	8	30	11	0,010
ER11SPR1.5-2.0AA	11	18,0	6,3	9,5	1,5 - 2	1,5	2	8	30	11	0,010
ER11SPR2.5-3.0AA	11	18,0	6,3	18,0	2,5 - 3	2,5	3	8	30	11	0,009
ER11SPR3.5-4.0AA	11	18,0	6,3	18,0	3,5 - 4	3,5	4	8	30	11	0,005
ER11SPR4.5-5.0AA	11	18,0	6,3	18,0	4,5 - 5	4,5	5	8	30	11	0,009
ER11SPR5.5-6.0AA	11	18,0	6,3	18,0	5,5 - 6	5,5	6	8	30	11	0,008
ER11SPR6.5-7.0AA	11	18,0	6,3	18,0	6,5 - 7	6,5	7	8	30	11	0,006
Increased true-run accuracy for challenging applications. / Pinces haute précision pour des applications très précises											

TOOLIN ER16 SPRING COLLETS
ER16 PINCES

DIN 6499 / DIN 6499



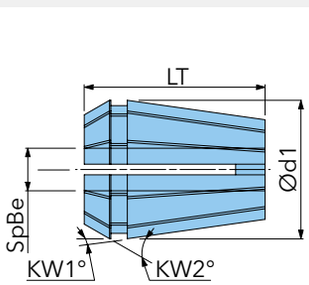

Designation Réf. de l'article	d1	LT	L1	L2	SpBe	Spmin.	Spmax.	KW1	KW2	ER	kg
ER16SPR0.5-1	16	27,5	10,26	10,5	0,5 - 1	0,5	1	8	30	16	0,022
ER16SPR1.5-2	16	27,5	10,26	14,2	1,5 - 2	1,5	2	8	30	16	0,022
ER16SPR2-3	16	27,5	10,26	15,5	2 - 3	2	3	8	30	16	0,021
ER16SPR3-4	16	27,5	10,26	18,5	3 - 4	3	4	8	30	16	0,022
ER16SPR4-5	16	27,5	10,26	27,5	4 - 5	4	5	8	30	16	0,022
ER16SPR5-6	16	27,5	10,26	27,5	5 - 6	5	6	8	30	16	0,020
ER16SPR6-7	16	27,5	10,26	27,5	6 - 7	6	7	8	30	16	0,019
ER16SPR7-8	16	27,5	10,26	27,5	7 - 8	7	8	8	30	16	0,017
ER16SPR8-9	16	27,5	10,26	27,5	8 - 9	8	9	8	30	16	0,015
ER16SPR9-10	16	27,5	10,26	27,5	9 - 10	9	10	8	30	16	0,013
Standard design / Standard											

TOOLIN ER16_AA SPRING COLLETS
ER16_AA PINCES HAUTE PRÉCISION

DIN 6499 / DIN 6499



0,005

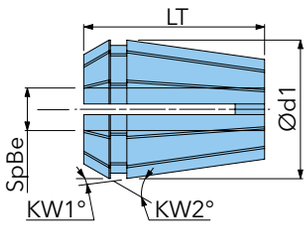

Designation Réf. de l'article	d1	LT	L1	L2	SpBe	Spmin.	Spmax.	KW1	KW2	ER	kg
ER16SPR0.5-1AA	16	27,5	10,26	10,5	0,5 - 1	0,5	1	8	30	16	0,022
ER16SPR1.5-2AA	27,5	10,26	14,2	1,5 - 2	1,5	2	8	30	16		0,022
ER16SPR2-3AA	16	27,5	10,26	15,5	2 - 3	2	3	8	30	16	0,021
ER16SPR3-4AA	16	27,5	10,26	18,5	3 - 4	3	4	8	30	16	0,022
ER16SPR4-5AA	16	27,5	10,26	27,5	4 - 5	4	5	8	30	16	0,022
ER16SPR5-6AA	16	27,5	10,26	27,5	5 - 6	5	6	8	30	16	0,020
ER16SPR6-7AA	16	27,5	10,26	27,5	6 - 7	6	7	8	30	16	0,019
ER16SPR7-8AA	16	27,5	10,26	27,5	7 - 8	7	8	8	30	16	0,017
ER16SPR8-9AA	16	27,5	10,26	27,5	8 - 9	8	9	8	30	16	0,015
ER16SPR9-10AA	16	27,5	10,26	27,5	9 - 10	9	10	8	30	16	0,013

Increased true-run accuracy for challenging applications. / Pinces haute précision pour des applications très précises

TOOLIN ER16 SPRING COLLETS WITH COOLANT
ER16 PINCES POUR ARROSAGE AU CENTRE

DIN 6499 / DIN 6499



0,01

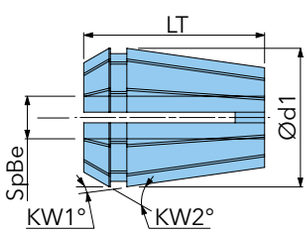

Designation Réf. de l'article	d1	LT	L1	L2	SpBe	Spmin.	Spmax.	KW1	KW2	ER	IK	kg
ER16SEAL4AA	16	27,5	6,3	18,5	4	4	4	8	30	16	✓	0,024
ER16SEAL5AA	16	27,5	6,3	27,5	5	5	5	8	30	16	✓	0,024
ER16SEAL6AA	16	27,5	6,3	27,5	6	6	6	8	30	16	✓	0,020
ER16SEAL7AA	16	27,5	6,3	27,5	7	7	7	8	30	16	✓	0,018
ER16SEAL8AA	16	27,5	6,3	27,5	8	8	8	8	30	16	✓	0,020
ER16SEAL9AA	16	27,5	6,3	27,5	9	9	9	8	30	16	✓	0,018
ER16SEAL10AA	16	27,5	6,3	27,5	10	10	10	8	30	16	✓	0,014

Standard design leak-proofed up to 100 bar, for internal coolant supply. / Modèle standard étanche jusqu'à 100 bars, pour l'arrosage central.

Member IMC Group Ingersoll Cutting Tools

TOOLIN ER16_JET2 SPRING COLLETS WITH COOLANT
ER16_JET2 PINCES DE SERRAGE AVEC TROUS DE LUB

DIN 6499 / DIN 6499



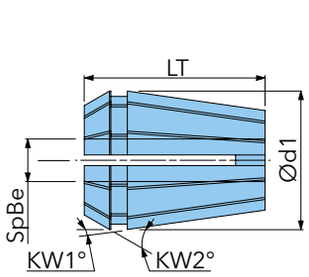

Designation Réf. de l'article	d1	LT	L1	L2	SpBe	Spmin.	Spmax.	KW1	KW2	ER		kg
ER16SEAL4AAJET	16	27,5	6,3	18,5	4	4	4	8	30	16	✓	0,022
ER16SEAL5AAJET	16	27,5	6,3	27,5	5	5	5	8	30	16	✓	0,020
ER16SEAL6AAJET	16	27,5	6,3	27,5	6	6	6	8	30	16	✓	0,020
ER16SEAL7AAJET	16	27,5	6,3	27,5	7	7	7	8	30	16	✓	0,020
ER16SEAL8AAJET	16	27,5	6,3	27,5	8	8	8	8	30	16	✓	0,020
ER16SEAL9AAJET	16	27,5	6,3	27,5	9	9	9	8	30	16	✓	0,018
ER16SEAL10AAJET	16	27,5	6,3	27,5	10	10	10	8	30	16	✓	0,016
Standard design leak-proofed up to 100 bar, for internal coolant supply. / Modèle standard étanche jusqu'à 100 bars, pour l'arrosage central.												

TOOLIN ER20 SPRING COLLETS
ER20 PINCES

DIN 6499 / DIN 6499



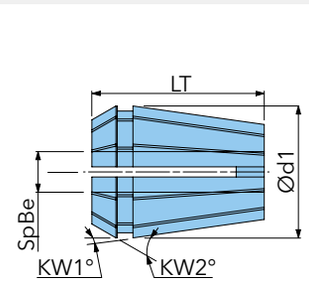

Designation Réf. de l'article	d1	LT	L1	L2	SpBe	Spmin.	Spmax.	KW1	KW2	ER	kg
ER20SPR1.5-2	20	31,5	11,16	11,7	1,5 - 2	1,5	2	8	30	20	0,040
ER20SPR2-3	20	31,5	11,16	17,7	2 - 3	2	3	8	30	20	0,040
ER20SPR3-4	20	31,5	11,16	19,3	3 - 4	3	4	8	30	20	0,040
ER20SPR4-5	20	31,5	11,16	19,3	4 - 5	4	5	8	30	20	0,040
ER20SPR5-6	20	31,5	11,16	31,5	5 - 6	5	6	8	30	20	0,040
ER20SPR6-7	20	31,5	11,16	31,5	6 - 7	6	7	8	30	20	0,036
ER20SPR7-8	20	31,5	11,16	31,5	7 - 8	7	8	8	30	20	0,038
ER20SPR8-9	20	31,5	11,16	31,5	8 - 9	8	9	8	30	20	0,035
ER20SPR9-10	20	31,5	11,16	31,5	9 - 10	9	10	8	30	20	0,033
ER20SPR10-11	20	31,5	11,16	31,5	10 - 11	10	11	8	30	20	0,030
ER20SPR11-12	20	31,5	11,16	31,5	11 - 12	11	12	8	30	20	0,028
ER20SPR12-13	20	31,5	11,16	31,5	12 - 13	12	13	8	30	20	0,026
Standard design / Standard											

Member IMC Group Ingersoll Cutting Tools

TOOLIN ER20_AA SPRING COLLETS
ER20_AA PINCES HAUTE PRÉCISION

DIN 6499 / DIN 6499



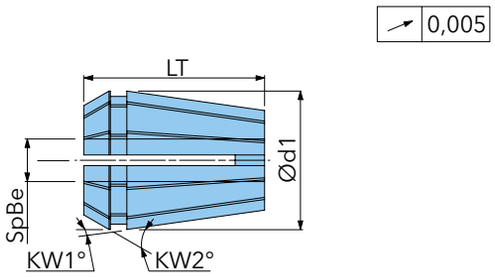

Designation Réf. de l'article	d1	LT	L1	L2	SpBe	Spmin.	Spmax.	KW1	KW2	ER	kg
ER20SPR1.5-2AA	20	31,5	11,16	11,7	1,5 - 2	1,5	2	8	30	20	0,042
ER20SPR2-3AA	20	31,5	11,16	17,7	2 - 3	2	3	8	30	20	0,040
ER20SPR3-4AA	20	31,5	11,16	19,3	3 - 4	3	4	8	30	20	0,038
ER20SPR4-5AA	20	31,5	11,16	19,3	4 - 5	4	5	8	30	20	0,040
ER20SPR5-6AA	20	31,5	11,16	31,5	5 - 6	5	6	8	30	20	0,040
ER20SPR6-7AA	20	31,5	11,16	31,5	6 - 7	6	7	8	30	20	0,036
ER20SPR7-8AA	20	31,5	11,16	31,5	7 - 8	7	8	8	30	20	0,038
ER20SPR8-9AA	20	31,5	11,16	31,5	8 - 9	8	9	8	30	20	0,035
ER20SPR9-10AA	20	31,5	11,16	31,5	9 - 10	9	10	8	30	20	0,033
ER20SPR10-11AA	20	31,5	11,16	31,5	10 - 11	10	11	8	30	20	0,030
ER20SPR11-12AA	20	31,5	11,16	31,5	11 - 12	11	12	8	30	20	0,028
ER20SPR12-13AA	20	31,5	11,16	31,5	12 - 13	12	13	8	30	20	0,026

Increased true-run accuracy for challenging applications. / Pinces haute précision pour des applications très précises

TOOLIN ER20 SPRING COLLETS WITH COOLANT
ER20 PINCES PINCES POUR ARROSAGE AU CENTRE

DIN 6499 / DIN 6499



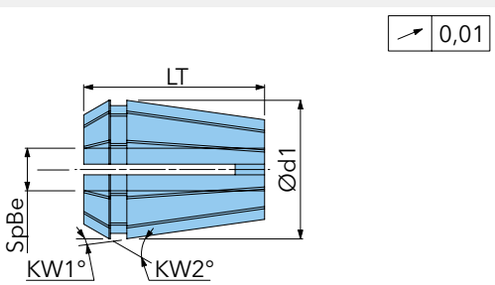

Designation Réf. de l'article	d1	LT	L1	L2	SpBe	Spmin.	Spmax.	KW1	KW2	ER	IK	kg
ER20SEAL4AA	20	31,5	7,2	17,7	4	4	4	8	30	20	✓	0,038
ER20SEAL5AA	20	31,5	7,2	19,3	5	5	5	8	30	20	✓	0,040
ER20SEAL6AA	20	31,5	7,2	19,3	6	6	6	8	30	20	✓	0,040
ER20SEAL7AA	20	31,5	7,2	31,5	7	7	7	8	30	20	✓	0,036
ER20SEAL8AA	20	31,5	7,2	31,5	8	8	8	8	30	20	✓	0,038
ER20SEAL9AA	20	31,5	7,2	31,5	9	9	9	8	30	20	✓	0,035
ER20SEAL10AA	20	31,5	7,2	31,5	10	10	10	8	30	20	✓	0,033
ER20SEAL11AA	20	31,5	7,2	31,5	11	11	11	8	30	20	✓	0,030
ER20SEAL12AA	20	31,5	7,2	31,5	12	12	12	8	30	20	✓	0,028

Standard design leak-proofed up to 100 bar, for internal coolant supply. / Modèle standard étanche jusqu'à 100 bars, pour l'arrosage central.

DIN 6499 / DIN 6499



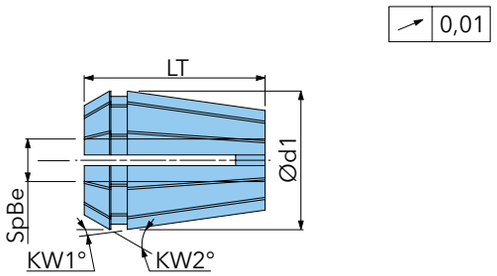

Designation Réf. de l'article	d1	LT	L1	L2	SpBe	Spmin.	Spmax.	KW1	KW2	ER	IK	kg
ER20SEAL4AAJET	20	31,5	7,2	17,7	4	4	4	8	30	20	✓	0,044
ER20SEAL5AAJET	20	31,5	7,2	19,3	5	5	5	8	30	20	✓	0,042
ER20SEAL6AAJET	20	31,5	7,2	19,3	6	6	6	8	30	20	✓	0,040
ER20SEAL7AAJET	20	31,5	7,2	31,5	7	7	7	8	30	20	✓	0,038
ER20SEAL8AAJET	20	31,5	7,2	31,5	8	8	8	8	30	20	✓	0,036
ER20SEAL9AAJET	20	31,5	7,2	31,5	9	9	9	8	30	20	✓	0,034
ER20SEAL10AAJET	20	31,5	7,2	31,5	10	10	10	8	30	20	✓	0,032
ER20SEAL11AAJET	20	31,5	7,2	31,5	11	11	11	8	30	20	✓	0,026
ER20SEAL12AAJET	20	31,5	7,2	31,5	12	12	12	8	30	20	✓	0,024

Standard design leak-proofed up to 100 bar, for internal coolant supply. / Modèle standard étanche jusqu'à 100 bars, pour l'arrosage central.

DIN 6499 / DIN 6499



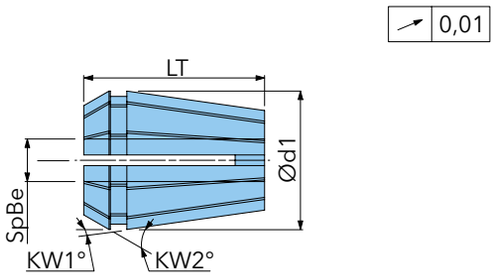

Designation Réf. de l'article	d1	LT	L1	L2	SpBe	Spmin.	Spmax.	KW1	KW2	ER	kg
ER25SPR2-3	25	34	11,66	18,7	2 - 3	2	3	8	30	25	0,077
ER25SPR3-4	25	34	11,66	20,0	3 - 4	3	4	8	30	25	0,072
ER25SPR4-5	25	34	11,66	20,0	4 - 5	4	5	8	30	25	0,071
ER25SPR5-6	25	34	11,66	20,0	5 - 6	5	6	8	30	25	0,075
ER25SPR6-7	25	34	11,66	34,0	6 - 7	6	7	8	30	25	0,073
ER25SPR7-8	25	34	11,66	34,0	7 - 8	7	8	8	30	25	0,072
ER25SPR8-9	25	34	11,66	34,0	8 - 9	8	9	8	30	25	0,070
ER25SPR9-10	25	34	11,66	34,0	9 - 10	9	10	8	30	25	0,068
ER25SPR10-11	25	34	11,66	34,0	10 - 11	10	11	8	30	25	0,065
ER25SPR11-12	25	34	11,66	34,0	11 - 12	11	12	8	30	25	0,060
ER25SPR12-13	25	34	11,66	34,0	12 - 13	12	13	8	30	25	0,057
ER25SPR13-14	25	34	11,66	34,0	13 - 14	13	14	8	30	25	0,052
ER25SPR14-15	25	34	11,66	34,0	14 - 15	14	15	8	30	25	0,045
ER25SPR15-16	25	34	11,66	34,0	15 - 16	15	16	8	30	25	0,041
Standard design / Standard											

DIN 6499 / DIN 6499



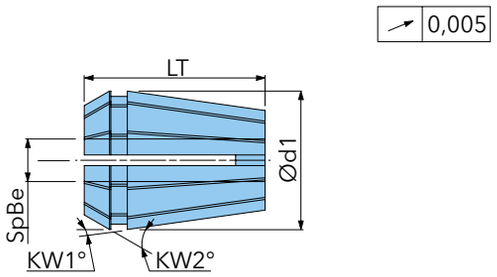

Designation Réf. de l'article	d1	LT	L1	L2	SpBe	Spmin.	Spmax.	KW1	KW2	ER	kg
ER25SPR1.5-2AA	25	34,0	11,66	15,0	1,5 - 2	1,5	2	8	30	25	0,077
ER25SPR2-3AA	25	34,0	11,66	18,7	2 - 3	2	3	8	30	25	0,077
ER25SPR3-4AA	25	34,0	11,66	20,0	3 - 4	3	4	8	30	25	0,072
ER25SPR4-5AA	25	34,0	11,66	20,0	4 - 5	4	5	8	30	25	0,071
ER25SPR5-6AA	25	34,0	11,66	20,0	5 - 6	5	6	8	30	25	0,075
ER25SPR6-7AA	25	34,0	11,66	34,0	6 - 7	6	7	8	30	25	0,073
ER25SPR7-8AA	25	34,0	11,66	34,0	7 - 8	7	8	8	30	25	0,072
ER25SPR8-9AA	25	34,0	11,66	34,0	8 - 9	8	9	8	30	25	0,070
ER25SPR9-10AA	25	34,0	11,66	34,0	9 - 10	9	10	8	30	25	0,068
ER25SPR10-11AA	25	34,0	11,66	34,0	10 - 11	10	11	8	30	25	0,065
ER25SPR11-12AA	25	34,0	11,66	34,0	11 - 12	11	12	8	30	25	0,060
ER25SPR12-13AA	25	34,0	11,66	34,0	12 - 13	12	13	8	30	25	0,057
ER25SPR13-14AA	25	34,0	11,66	34,0	13 - 14	13	14	8	30	25	0,052
ER25SPR14-15AA	25	34,0	11,66	34,0	14 - 15	14	15	8	30	25	0,045
ER25SPR15-16AA	25	34,0	11,66	34,0	15 - 16	15	16	8	30	25	0,041

Increased true-run accuracy for challenging applications. / Pinces haute précision pour des applications très précises

Member IMC Group Ingersoll Cutting Tools

DIN 6499 / DIN 6499



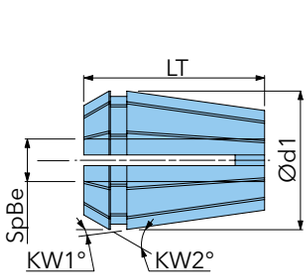

Designation Réf. de l'article	d1	LT	L1	L2	SpBe	Spmin.	Spmax.	KW1	KW2	ER	IK	kg
ER25SEAL4AA	25	34	7,5	20	4	4	4	8	30	25	✓	0,078
ER25SEAL5AA	25	34	7,5	20	5	5	5	8	30	25	✓	0,077
ER25SEAL6AA	25	34	7,5	20	6	6	6	8	30	25	✓	0,081
ER25SEAL7AA	25	34	7,5	34	7	7	7	8	30	25	✓	0,062
ER25SEAL8AA	25	34	7,5	34	8	8	8	8	30	25	✓	0,072
ER25SEAL9AA	25	34	7,5	34	9	9	9	8	30	25	✓	0,070
ER25SEAL10AA	25	34	7,5	34	10	10	10	8	30	25	✓	0,066
ER25SEAL11AA	25	34	7,5	34	11	11	11	8	30	25	✓	0,064
ER25SEAL12AA	25	34	7,5	34	12	12	12	8	30	25	✓	0,046
ER25SEAL13AA	25	34	7,5	34	13	13	13	8	30	25	✓	0,056
ER25SEAL14AA	25	34	7,5	34	14	14	14	8	30	25	✓	0,060
ER25SEAL15AA	25	34	7,5	34	15	15	15	8	30	25	✓	0,055
ER25SEAL16AA	25	34	7,5	34	16	16	16	8	30	25	✓	0,042

Standard design leak-proofed up to 100 bar, for internal coolant supply. / Modèle standard étanche jusqu'à 100 bars, pour l'arrosage central.

DIN 6499 / DIN 6499



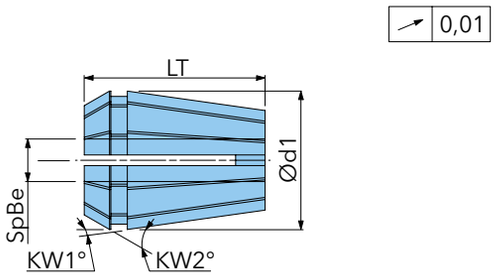

Designation Réf. de l'article	d1	LT	L1	L2	SpBe	Spmin.	Spmax.	KW1	KW2	ER		
											IK	kg
ER25SEAL4AAJET	25	34	7,5	20,0	4	4	4	8	30	25	✓	0,080
ER25SEAL5AAJET	25	34	7,5	20,0	5	5	5	8	30	25	✓	0,080
ER25SEAL6AAJET	25	34	7,5	20,0	6	6	6	8	30	25	✓	0,080
ER25SEAL7 AAJET	25	34	7,5	34,0	7	7	7	8	30	25	✓	0,079
ER25SEAL8AAJET	25	34	7,5	34,0	8	8	8	8	30	25	✓	0,078
ER25SEAL9AAJET	25	34	7,5	34,0	9	9	9	8	30	25	✓	0,077
ER25SEAL10AAJET	25	34	7,5	34,0	10	10	10	8	30	25	✓	0,066
ER25SEAL11AAJET	25	34	7,5	34,0	11	11	11	8	30	25	✓	0,064
ER25SEAL12AAJET	25	34	7,5	34,0	12	12	12	8	30	25	✓	0,062
ER25SEAL13AAJET	25	34	7,5	34,0	13	13	13	8	30	25	✓	0,063
ER25SEAL14AAJET	25	34	7,5	34,0	14	14	14	8	30	25	✓	0,042
ER25SEAL15AAJET	25	34	7,5	34,0	15	15	15	8	30	25	✓	0,041
ER25SEAL16AAJET	25	34	7,5	34,0	16	16	16	8	30	25	✓	0,040

Standard design leak-proofed up to 100 bar, for internal coolant supply. / Modèle standard étanche jusqu'à 100 bars, pour l'arrosage central.

Member IMC Group Ingersoll Cutting Tools

DIN 6499 / DIN 6499



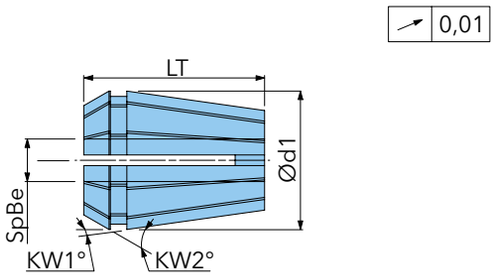

Designation Réf. de l'article	d1	LT	L1	L2	SpBe	Spmin.	Spmax.	KW1	KW2	ER	kg
ER32SPR2-3	33	40	12,66	-	2 - 3	2	3	8	30	32	0,152
ER32SPR3-4	33	40	12,66	-	3 - 4	3	4	8	30	32	0,150
ER32SPR4-5	32	40	12,66	18,8	4 - 5	4	5	8	30	32	0,148
ER32SPR5-6	32	40	12,66	20,0	5 - 6	5	6	8	30	32	0,148
ER32SPR6-7	32	40	12,66	25,8	6 - 7	6	7	8	30	32	0,146
ER32SPR7-8	32	40	12,66	25,8	7 - 8	7	8	8	30	32	0,148
ER32SPR8-9	32	40	12,66	40,0	8 - 9	8	9	8	30	32	0,140
ER32SPR9-10	32	40	12,66	40,0	9 - 10	9	10	8	30	32	0,135
ER32SPR10-11	32	40	12,66	40,0	10 - 11	10	11	8	30	32	0,137
ER32SPR11-12	32	40	12,66	40,0	11 - 12	11	12	8	30	32	0,133
ER32SPR12-13	32	40	12,66	40,0	12 - 13	12	13	8	30	32	0,128
ER32SPR13-14	32	40	12,66	40,0	13 - 14	13	14	8	30	32	0,125
ER32SPR14-15	32	40	12,66	40,0	14 - 15	14	15	8	30	32	0,119
ER32SPR15-16	32	40	12,66	40,0	15 - 16	15	16	8	30	32	0,114
ER32SPR16-17	32	40	12,66	40,0	16 - 17	16	17	8	30	32	0,107
ER32SPR17-18	32	40	12,66	40,0	17 - 18	17	18	8	30	32	0,108
ER32SPR18-19	32	40	12,66	40,0	18 - 19	18	19	8	30	32	0,094
ER32SPR19-20	32	40	12,66	40,0	19 - 20	19	20	8	30	32	0,085
Standard design / Standard											

DIN 6499 / DIN 6499



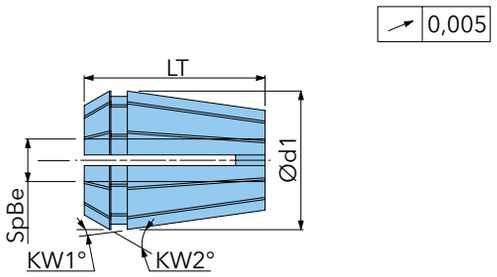

Designation Réf. de l'article	d1	LT	L1	L2	SpBe	Spmin.	Spmax.	KW1	KW2	ER	kg
ER32SPR2-3AA	33	40	12,66	18,8	2 - 3	2	3	8	30	32	0,152
ER32SPR3-4AA	33	40	12,66	20,0	3 - 4	3	4	8	30	32	0,150
ER32SPR5-6AA	33	40	12,66	25,8	5 - 6	5	6	8	30	32	0,148
ER32SPR6-7AA	33	40	12,66	40,0	6 - 7	6	7	8	30	32	0,146
ER32SPR7-8AA	33	40	12,66	40,0	7 - 8	7	8	8	30	32	0,148
ER32SPR8-9AA	33	40	12,66	40,0	8 - 9	8	9	8	30	32	0,140
ER32SPR9-10AA	33	40	12,66	40,0	9 - 10	9	10	8	30	32	0,135
ER32SPR10-11AA	33	40	12,66	40,0	10 - 11	10	11	8	30	32	0,137
ER32SPR11-12AA	33	40	12,66	40,0	11 - 12	11	12	8	30	32	0,133
ER32SPR12-13AA	33	40	12,66	40,0	12 - 13	12	13	8	30	32	0,128
ER32SPR13-14AA	33	40	12,66	40,0	13 - 14	13	14	8	30	32	0,125
ER32SPR14-15AA	33	40	12,66	40,0	14 - 15	14	15	8	30	32	0,119
ER32SPR15-16AA	33	40	12,66	40,0	15 - 16	15	16	8	30	32	0,144
ER32SPR16-17AA	33	40	12,66	40,0	16 - 17	16	17	8	30	32	0,107
ER32SPR17-18AA	33	40	12,66	40,0	17 - 18	17	18	8	30	32	0,108
ER32SPR18-19AA	33	40	12,66	40,0	18 - 19	18	19	8	30	32	0,094
ER32SPR19-20AA	33	40	12,66	40,0	19 - 20	19	20	8	30	32	0,085

Increased true-run accuracy for challenging applications. / Pinces haute précision pour des applications très précises

Member IMC Group Ingersoll Cutting Tools

DIN 6499 / DIN 6499



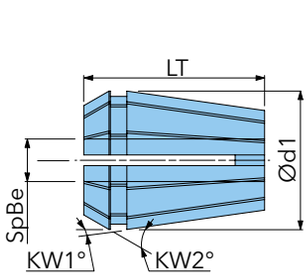

Designation Réf. de l'article	d1	LT	L1	L2	SpBe	Spmin.	Spmax.	KW1	KW2	ER	IK	kg
ER32SEAL4AA	32	40	8,2	20,0	4	4	4	8	30	32	✓	0,155
ER32SEAL5AA	32	40	8,2	22,0	5	5	5	8	30	32	✓	0,144
ER32SEAL6AA	32	40	8,2	25,8	6	6	6	8	30	32	✓	0,136
ER32SEAL7AA	32	40	8,2	40,0	7	7	7	8	30	32	✓	0,136
ER32SEAL8AA	32	40	8,2	40,0	8	8	8	8	30	32	✓	0,140
ER32SEAL9AA	32	40	8,2	40,0	9	9	9	8	30	32	✓	0,140
ER32SEAL10AA	32	40	8,2	40,0	10	10	10	8	30	32	✓	0,145
ER32SEAL11AA	32	40	8,2	40,0	11	11	11	8	30	32	✓	0,142
ER32SEAL12AA	32	40	8,2	40,0	12	12	12	8	30	32	✓	0,140
ER32SEAL13AA	32	40	8,2	40,0	13	13	13	8	30	32	✓	0,133
ER32SEAL14AA	32	40	8,2	40,0	14	14	14	8	30	32	✓	0,133
ER32SEAL15AA	32	40	8,2	40,0	15	15	15	8	30	32	✓	0,120
ER32SEAL16AA	32	40	8,2	40,0	16	16	16	8	30	32	✓	0,114
ER32SEAL17AA	32	40	8,2	40,0	17	17	17	8	30	32	✓	0,088
ER32SEAL18AA	32	40	8,2	40,0	18	18	18	8	30	32	✓	0,100
ER32SEAL19AA	40	8,2	40,0	19	19	19	8	30	32		✓	0,102
ER32SEAL20AA	40	8,2	40,0	20	20	20	8	30	32		✓	0,086

Standard design leak-proofed up to 100 bar, for internal coolant supply. / Modèle standard étanche jusqu'à 100 bars, pour l'arrosage central.

DIN 6499 / DIN 6499



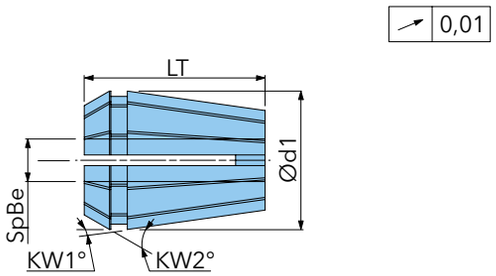

Designation Réf. de l'article	d1	LT	L1	L2	SpBe	Spmin.	Spmax.	KW1	KW2	ER		kg
ER32SEAL4AAJET	32	40	8,2	20,0	4	4	4	8	30	32	✓	0,148
ER32SEAL5AAJET	32	40	8,2	22,0	5	5	5	8	30	32	✓	0,144
ER32SEAL6AAJET	32	40	8,2	25,8	6	6	6	8	30	32	✓	0,148
ER32SEAL7AAJET	32	40	8,2	40,0	7	7	7	8	30	32	✓	0,143
ER32SEAL8AAJET	32	40	8,2	40,0	8	8	8	8	30	32	✓	0,142
ER32SEAL9AAJET	32	40	8,2	40,0	9	9	9	8	30	32	✓	0,148
ER32SEAL10AAJET	32	40	8,2	40,0	10	10	10	8	30	32	✓	0,138
ER32SEAL11AAJET	32	40	8,2	40,0	11	11	11	8	30	32	✓	0,141
ER32SEAL12AAJET	32	40	8,2	40,0	12	12	12	8	30	32	✓	0,138
ER32SEAL13AAJET	32	40	8,2	40,0	13	13	13	8	30	32	✓	0,126
ER32SEAL14AAJET	32	40	8,2	40,0	14	14	14	8	30	32	✓	0,131
ER32SEAL15AAJET	32	40	8,2	40,0	15	15	15	8	30	32	✓	0,126
ER32SEAL16AAJET	32	40	8,2	40,0	16	16	16	8	30	32	✓	0,120
ER32SEAL17AAJET	32	40	8,2	40,0	17	17	17	8	30	32	✓	0,155
ER32SEAL18AAJET	32	40	8,2	40,0	18	18	18	8	30	32	✓	0,108
ER32SEAL19AAJET	32	40	8,2	40,0	19	19	19	8	30	32	✓	0,094
ER32SEAL20AAJET	32	40	8,2	40,0	20	20	20	8	30	32	✓	0,085

Standard design leak-proofed up to 100 bar, for internal coolant supply. / Modèle standard étanche jusqu'à 100 bars, pour l'arrosage central.

DIN 6499 / DIN 6499



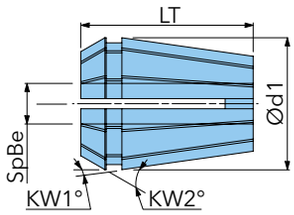

Designation Réf. de l'article	d1	LT	L1	L2	SpBe	Spmin.	Spmax.	KW1	KW2	ER	kg
ER40SPR5-6	40	46	14,66	31,0	5 - 6	5	6	8	30	40	0,336
ER40SPR6-7	40	46	14,66	31,0	6 - 7	6	7	8	30	40	0,324
ER40SPR7-8	40	46	14,66	46,0	7 - 8	7	8	8	30	40	0,312
ER40SPR8-9	40	46	14,66	46,0	8 - 9	8	9	8	30	40	0,304
ER40SPR9-10	40	46	14,66	46,0	9 - 10	9	10	8	30	40	0,296
ER40SPR10-11	40	46	14,66	46,0	10 - 11	10	11	8	30	40	0,289
ER40SPR11-12	40	46	14,66	46,0	11 - 12	11	12	8	30	40	0,278
ER40SPR12-13	40	46	14,66	46,0	12 - 13	12	13	8	30	40	0,264
ER40SPR13-14	40	46	14,66	46,0	13 - 14	13	14	8	30	40	0,253
ER40SPR14-15	40	46	14,66	46,0	14 - 15	14	15	8	30	40	0,241
ER40SPR15-16	40	46	14,66	46,0	15 - 16	15	16	8	30	40	0,230
ER40SPR16-17	40	46	14,66	46,0	16 - 17	16	17	8	30	40	0,236
ER40SPR17-18	40	46	14,66	46,0	17 - 18	17	18	8	30	40	0,228
ER40SPR18-19	40	46	14,66	46,0	18 - 19	18	19	8	30	40	0,221
ER40SPR19-20	40	46	14,66	46,0	19 - 20	19	20	8	30	40	0,215
ER40SPR20-21	40	46	14,66	46,0	20 - 21	20	21	8	30	40	0,203
ER40SPR21-22	40	46	14,66	46,0	21 - 22	21	22	8	30	40	0,194
ER40SPR22-23	40	46	14,66	46,0	22 - 23	22	23	8	30	40	0,185
ER40SPR23-24	40	46	14,66	46,0	23 - 24	23	24	8	30	40	0,174
ER40SPR24-25	40	46	14,66	46,0	24 - 25	24	25	8	30	40	0,164
ER40SPR25-26	40	46	14,66	46,0	25 - 26	25	26	8	30	40	0,165
Standard design / Standard											

TOOLIN ER40_AA SPRING COLLETS
ER40_AA PINCES HAUTE PRÉCISION

DIN 6499 / DIN 6499



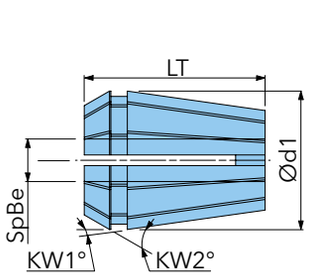

Designation Réf. de l'article	d1	LT	L1	L2	SpBe	Spmin.	Spmax.	KW1	KW2	ER	kg
ER40SPR9-10AA	40	46	14,66	46	9 - 10	9	10	8	30	40	0,296
ER40SPR11-12AA	40	46	14,66	46	11 - 12	11	12	8	30	40	0,278
ER40SPR15-16AA	40	46	14,66	46	15 - 16	15	16	8	30	40	0,230
ER40SPR16-17AA	40	46	14,66	46	16 - 17	16	17	8	30	40	0,236
ER40SPR17-18AA	40	46	14,66	46	17 - 18	17	18	8	30	40	0,228
ER40SPR19-20AA	40	46	14,66	46	19 - 20	19	20	8	30	40	0,215
ER40SPR20-21AA	40	46	14,66	46	20 - 21	20	21	8	30	40	0,194
ER40SPR21-22AA	40	46	14,66	46	21 - 22	21	22	8	30	40	0,185
ER40SPR22-23AA	40	46	14,66	46	22 - 23	22	23	8	30	40	0,174
ER40SPR23-24AA	40	46	14,66	46	23 - 24	23	24	8	30	40	0,164
ER40SPR24-25AA	40	46	14,66	46	24 - 25	24	25	8	30	40	0,165
ER40SPR25-26AA	40	46	14,66	46	25 - 26	25	26	8	30	40	0,160
Increased true-run accuracy for challenging applications. / Pinces haute précision pour des applications très précises											

TOOLIN ER40 SPRING COLLETS WITH COOLANT
ER40 PINCES POUR ARROSAGE AU CENTRE

DIN 6499 / DIN 6499



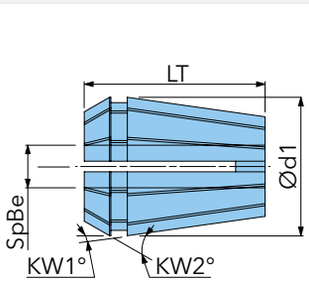

Designation Réf. de l'article	d1	LT	L1	L2	SpBe	Spmin.	Spmax.	KW1	KW2	ER	IK	kg
ER40SEAL6AA	40	46	10,5	31	6	6	6	8	30	40	✓	0,338
ER40SEAL8AA	40	46	10,5	46	8	8	8	8	30	40	✓	0,312
ER40SEAL10AA	40	46	10,5	46	10	10	10	8	30	40	✓	0,290
ER40SEAL12AA	40	46	10,5	46	12	12	12	8	30	40	✓	0,272
ER40SEAL14AA	40	46	10,5	46	14	14	14	8	30	40	✓	0,252
ER40SEAL16AA	40	46	10,5	46	16	16	16	8	30	40	✓	0,244
ER40SEAL18AA	40	46	10,5	46	18	18	18	8	30	40	✓	0,230
ER40SEAL20AA	40	46	10,5	46	20	20	20	8	30	40	✓	0,214
ER40SEAL22AA	40	46	10,5	46	22	22	22	8	30	40	✓	0,181
ER40SEAL25AA	40	46	10,5	46	25	25	25	8	30	40	✓	0,152
Standard design leak-proofed up to 100 bar, for internal coolant supply. / Étanchéité jusqu'à 100 bar pour l'arrosage interne.												

TOOLIN ER40_JET2 SPRING COLLETS WITH COOLANT
ER40_JET2 PINCES DE SERRAGE AVEC TROUS DE LUB

DIN 6499 / DIN 6499



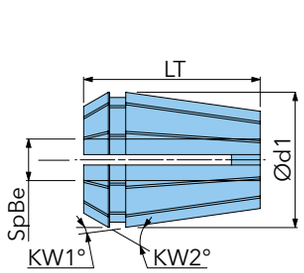

Designation Réf. de l'article	d1	LT	L1	L2	SpBe	Spmin.	Spmax.	KW1	KW2	ER	IK	kg
ER40SEAL6AAJET	40	46	10,5	31,0	6	6	6	8	30	40	✓	0,324
ER40SEAL8AAJET	40	46	10,5	46,0	8	8	8	8	30	40	✓	0,302
ER40SEAL10AAJET	40	46	10,5	46,0	10	10	10	8	30	40	✓	0,281
ER40SEAL12AAJET	40	46	10,5	46,0	12	12	12	8	30	40	✓	0,280
ER40SEAL14AAJET	40	46	10,5	46,0	14	14	14	8	30	40	✓	0,240
ER40SEAL16AAJET	40	46	10,5	46,0	16	16	16	8	30	40	✓	0,244
ER40SEAL18AAJET	40	46	10,5	46,0	18	18	18	8	30	40	✓	0,219
ER40SEAL20AAJET	40	46	10,5	46,0	20	20	20	8	30	40	✓	0,216
ER40SEAL22AAJET	40	46	10,5	46,0	22	22	22	8	30	40	✓	0,185
ER40SEAL25AAJET	40	46	10,5	46,0	25	25	25	8	30	40	✓	0,165

Standard design leak-proofed up to 100 bar, for internal coolant supply. / Modèle standard étanche jusqu'à 100 bars, pour l'arrosage central.

TOOLIN ER50 SPRING COLLETS
ER50 PINCES

DIN 6499 / DIN 6499



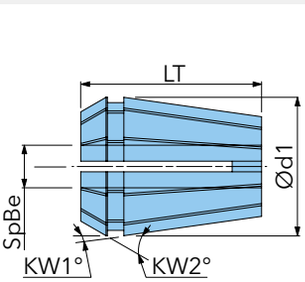

Designation Réf. de l'article	d1	LT	L1	L2	SpBe	Spmin.	Spmax.	KW1	KW2	ER	kg
ER50SPR10-12	50	60	21	60	10 - 12	10	12	8	30	50	0,540
ER50SPR12-14	50	60	21	60	12 - 14	12	14	8	30	50	0,530
ER50SPR14-16	50	60	21	60	14 - 16	14	16	8	30	50	0,518
ER50SPR16-18	50	60	21	60	16 - 18	16	18	8	30	50	0,500
ER50SPR18-20	50	60	21	60	18 - 20	18	20	8	30	50	0,489
ER50SPR20-22	50	60	21	60	20 - 22	20	22	8	30	50	0,470
ER50SPR22-24	50	60	21	60	22 - 24	22	24	8	30	50	0,450
ER50SPR24-26	50	60	21	60	24 - 26	24	26	8	30	50	0,420
ER50SPR26-28	50	60	21	60	26 - 28	26	28	8	30	50	0,400
ER50SPR28-30	50	60	21	60	28 - 30	28	30	8	30	50	0,366
ER50SPR30-32	50	60	21	60	30 - 32	30	32	8	30	50	0,325
ER50SPR32-34	50	60	21	60	32 - 34	32	34	8	30	50	0,260

Standard design / Standard

Member IMC Group Ingersoll Cutting Tools

TYPHOONHSM HIGH SPEED JET SPINDLE TJS HPC HSK-A
BROCHE HAUTE VITESSE JET TJS HPC HSK-A

DIN 69893 / DIN 69893



DIN 6499 / DIN 6499

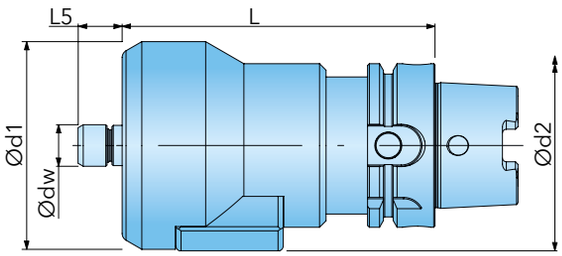

Designation Réf. de l'article	D max.	dw	d1	d2	L	L5	HSK-A	kg
TJS HSK A63R HPC	3,5	ER11	80	81	121	17	63	2,0

TYPHOONHSM HIGH SPEED JET SPINDLE TJS HPC DIN69871
BROCHE HAUTE VITESSE JET TJS HPC DIN69871

DIN 69871 A / DIN 69871 A



DIN 6499 / DIN 6499

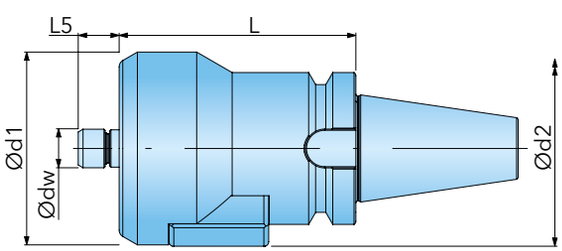

Designation Réf. de l'article	D max.	dw	d1	d2	L	L5	SK	kg
TJS GJET DIN69871 40	3,5	ER11	63	81	127	17	40	1,8

Member IMC Group Ingersoll Cutting Tools

TYPHOONHSM HIGH SPEED JET SPINDLE TJS HPC BT
BROCHE HAUTE VITESSE JET TJS HPC BT

JIS-B 6339 (MAS BT) / JIS-B 6339 (MAS BT)



DIN 6499 / DIN 6499

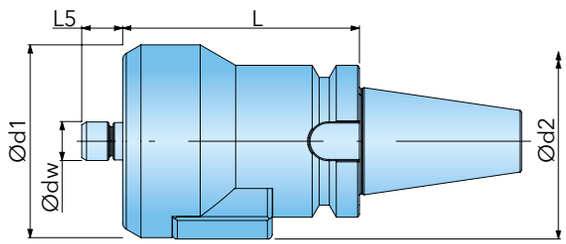

Designation Réf. de l'article	D max.	dw	d1	d2	L	L5	BT	kg
TJS BT40R HPC	3,5	ER11	80	81	98	17	40	1,9

TYPHOONHSM HIGH SPEED JET SPINDLE TJS HPC ER
BROCHE HAUTE VITESSE JET TJS HPC ER

DIN 6499 / DIN 6499



DIN 6499 / DIN 6499

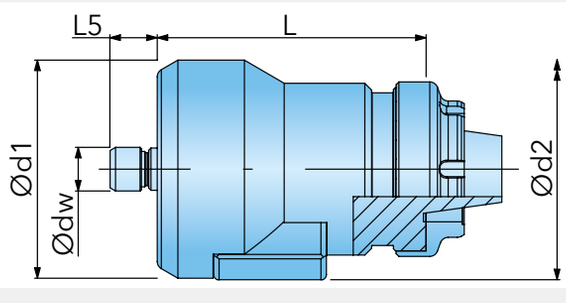

Designation Réf. de l'article	D max.	dw	d1	d2	L	L5	ER	kg
TJS ER32R HPC	3,5	ER11	80	81	99	17	32	1,7

TYPHOON HSM HIGH SPEED JET SPINDLE TJS HPC C6
BROCHE HAUTE VITESSE JET TJS HPC C6

ISO 26623-1 / ISO 26623-1



DIN 6499 / DIN 6499

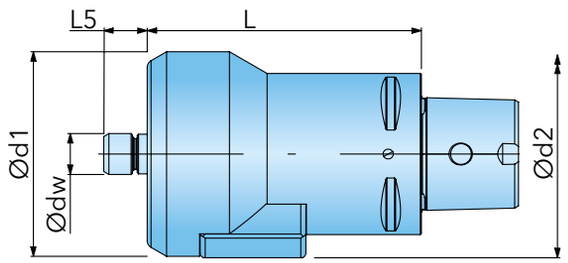

Designation Réf. de l'article	D max.	dw	d1	d2	L	L5	PSK	kg
TJS HPC C6	3,5	ER11	80	81	107	17	6	2,0

TYPHOON HSM HIGH SPEED JET SPINDLE TJS HPC ST20
BROCHE HAUTE VITESSE JET TJS HPC ST20

special / Spécial



DIN 6499 / DIN 6499

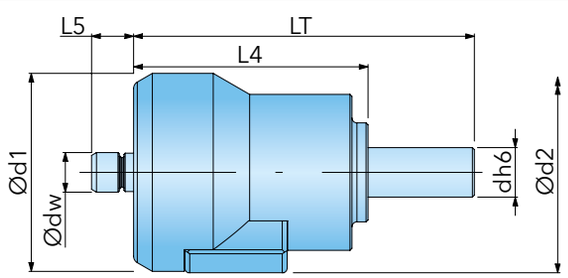

Designation Réf. de l'article	D max.	dh6	dw	d1	d2	L	L4	L5	kg
TJS HPC ST20	3,5	20	ER11	80	81	138	95	17	1,5

Member IMC Group Ingersoll Cutting Tools

TYPHOONHSM HIGH SPEED JET SPINDLE TJS GJET HSK A
BROCHE HAUTE VITESSE JET TJS GJET HSK A

DIN 69893 / DIN 69893



DIN 6499 / DIN 6499

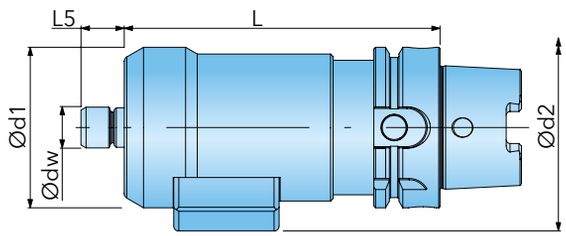

Designation Réf. de l'article	D max.	dw	d1	d2	L	L5	HSK-A	kg
TJS GJET HSK A63	3,5	ER11	63	81	124	17	63	1,8

TYPHOONHSM HIGH SPEED JET SPINDLE TJS GJET DIN69871
BROCHE HAUTE VITESSE JET TJS GJET DIN69871

DIN 69871 A / DIN 69871 A



DIN 6499 / DIN 6499

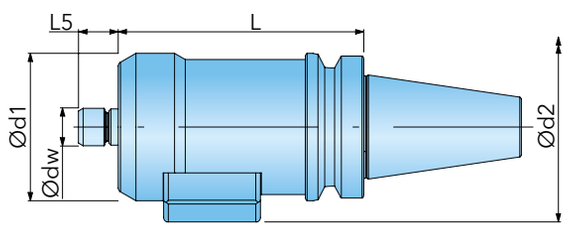

Designation Réf. de l'article	D max.	dw	d1	d2	L	L5	SK	kg
TJS HPC DIN69871 40	3,5	ER11	80	81	119	17	40	2,0

TYPHOONHSM HIGH SPEED JET SPINDLE TJS GJET BT
BROCHE HAUTE VITESSE JET TJS GJET BT

JIS-B 6339 (MAS BT) / JIS-B 6339 (MAS BT)



DIN 6499 / DIN 6499

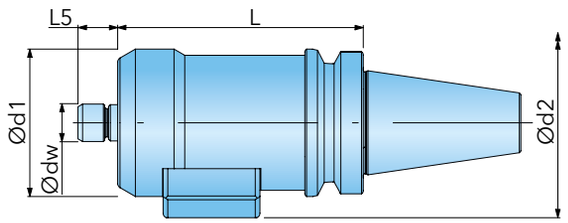

Designation Réf. de l'article	D max.	dw	d1	d2	L	L5	BT	kg
TJS GJET BT30	3,5	ER11	63	81	122	17	30	1,6
TJS GJET BT40	3,5	ER11	63	81	105	17	40	1,8

TYPHOONHSM HIGH SPEED JET SPINDLE TJS GJET ER
BROCHE HAUTE VITESSE JET TJS GJET ER

DIN 6499 / DIN 6499



DIN 6499 / DIN 6499

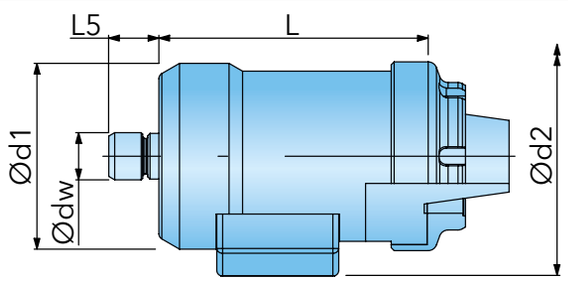

Designation Réf. de l'article	D max.	dw	d1	d2	L	L5	ER	kg
TJS GJET ER32	3,5	ER11	63	81	92	17	32	1,3

Member IMC Group Ingersoll Cutting Tools

HIGH SPEED JET SPINDLE TJS GJET C
BROCHE HAUTE VITESSE JET TJS GJET C

ISO 26623-1 / ISO 26623-1



DIN 6499 / DIN 6499

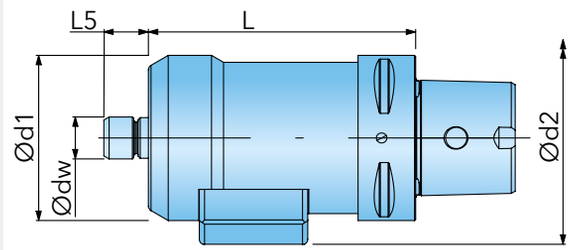

Designation Réf. de l'article	D max.	dw	d1	d2	L	L5	PSK	kg
TJS GJET C5	3,5	ER11	63	81	112	17	5	1,5
TJS GJET C6	3,5	ER11	63	81	102	17	6	1,6

HIGH SPEED JET SPINDLE TJS GJET ST
BROCHE HAUTE VITESSE JET TJS GJET ST

special / Spécial



DIN 6499 / DIN 6499

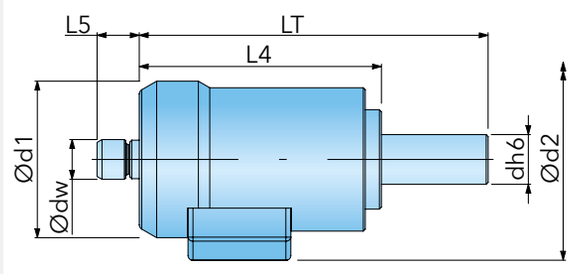

Designation Réf. de l'article	D max.	dh6	dw	d1	d2	L	L4	L5	kg
TJS GJET ST20	3,5	20	ER11	63	81	141	98	17	1,2

Member IMC Group Ingersoll Cutting Tools

HIGH SPEED JET SPINDLE M90 030
BROCHE HAUTE VITESSE JET TJS M90 030



special / Spécial

CHS / CHS

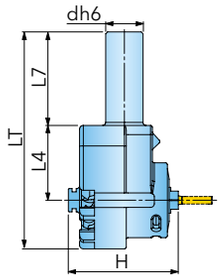



Designation Réf. de l'article	dh6	LT	L4	L7	H	B	kg
TJS M90 030	10	58	20	25	29	27	0,2

Spindle is supplied without tools. Collet for shank-Ø 3mm is included, other diameters must be ordered separately. / La broche est livrée sans outils. La pince de serrage pour le diamètre 3mm est incluse, les autres diamètres doivent être commandés séparément.

TJS TSD DISPLAY
TJS TSD ÉCRAN DE CONTRÔLE



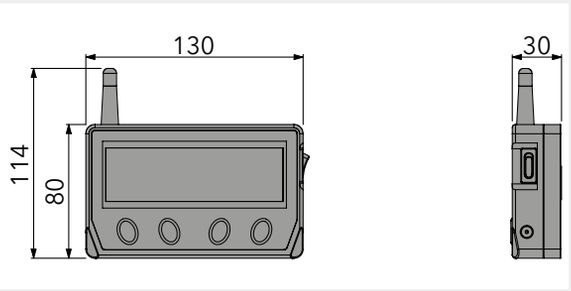

Designation Réf. de l'article	Holder	kg
TJS TSD DISPLAY	TJS -*	1,000

Z01 – DRAW BOLT / TIRETTE DIN69872 / ISO 7388



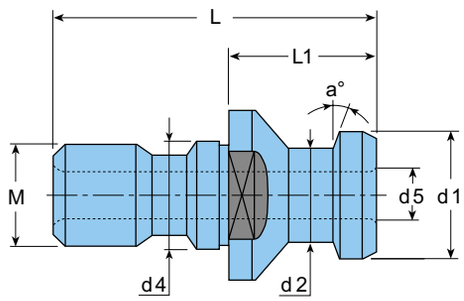

Designation Désignation	M	d1	d2	d4	d5	L	L1	a°
PS SK40 15 M16 DIN	16	19	14	17	–	54	26	15
PS SK40 15 M16 DIN B[1)]	16	19	14	17	7	54	26	15
PS SK 40 15 M16 DIN O[3)]	16	19	14	17	–	54	26	15
PS SK 40 15 M16 DIN O B[1) 2)]	16	19	14	17	7	54	26	15
PS SK50 15 M24 DIN	24	28	21	25	–	74	34	15
PS SK50 15 M24 DIN B[1)]	24	28	21	25	11,5	74	34	15
PS CAT30 45 M12 ISO B[1)]	12	13,35	9,3	13	4,8	34	11,8	45
PS CAT40 45 M16 ISO B[1)]	16	18,95	12,95	17	7,4	44,5	16,4	45
PS CAT50 45 M24 ISO B[1)]	24	29,1	19,6	25	8	65,5	25,55	45

[1)] with internal coolant supply / avec arrosage interne [2)] O-Ring outside / O-rondelle exterieur

Z02 – DRAW BOLT / TIRETTE MAS BT



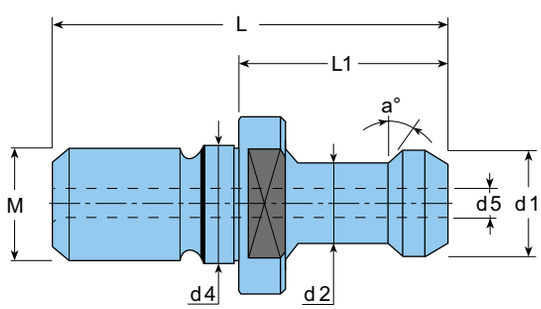

Designation Désignation	M	d1	d2	d4	d5	L	L1	a°
PS BT40 45° M16 MAS1	16	15	10	17	–	60	35	45
PS BT40 45° M16 MAS1 B[1)]	16	15	10	17	5,5	60	35	45
PS BT40 60° M16 MAS2	16	15	10	17	–	60	35	60
PS BT40 60° M16 MAS2 B[1)]	16	15	10	17	5,5	60	35	60
PS BT40 90° M16 MAS3	16	15	10	17	–	60	35	90
PS BT40 90° M16 MAS3 B[1)]	16	15	10	17	5,5	60	35	90
PS BT50 45° M24 MAS1	24	23	17	25	–	85	45	45
PS BT50 45° M24 MAS1 B[1)]	24	23	17	25	6	85	45	45
PS BT50 60° M24 MAS2	24	23	17	25	–	85	45	60
PS BT50 60° M24 MAS2 B[1)]	24	23	17	25	6	85	45	60
PS BT50 90° M24 MAS3	24	23	17	25	–	85	45	90
PS BT50 90° M24 MAS3 B[1)]	24	23	17	25	6	85	45	90

[1)] with internal coolant supply / avec arrosage interne

Member IMC Group Ingersoll Cutting Tools

Z03 – COOLANT TUBE / CANULE DE LUBRIFICATION



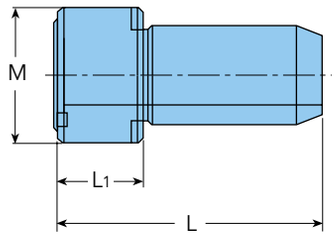

Designation Désignation	HSK-A	L	L1	M
COOLING TUBE HSK A 63	63	36	11,5	18X1
COOLING TUBE HSK A 80	80	36,6	13,5	20X1,5
COOLING TUBE HSK A 100	100	43,6	15,5	24X1,5

Z04 – SOCKET WRENCH FOR COOLANT TUBE / CLÉ POUR CANULES DE LUBRIFICATION



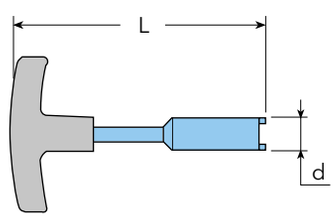

Designation Désignation	HSK-A	d	L
WRENCH COOL TUBE HSK 63	63	17	122
WRENCH COOL TUBE HSK 80	80	18,5	186
WRENCH COOL TUBE HSK 100	100	22	141

Z05 – CUTTER RETAINING SCREW / VIS DE SERRAGE POUR FRAISE



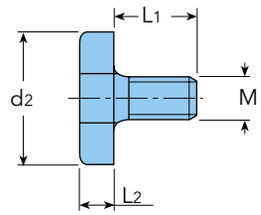

DIN 6367

Designation Désignation	Size Ø Diamètre Ø	M	d2	L1	L
M 8 CLAMP SCREW SEM 16	Ø 16	8	20	16	6
M 10 CLAMP SCREW SEM 22	Ø 22	10	28	18	7
M 12 CLAMP SCREW SEM 27	Ø 27	12	35	22	8
M 16 CLAMP SCREW SEM 32	Ø 32	16	42	26	9
M 20 CLAMP SCREW SEM 40	Ø 40	20	52	30	10
M 24 CLAMP SCREW SEM 50	Ø 50	24	63	36	12

Z06 – WRENCH FOR CUTTER RETAINING SCREW / CLÉ DE FIXATION

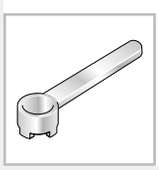

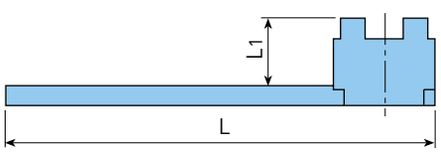

DIN 6368

Designation Désignation	Size Ø Diamètre Ø	screws Type de vis	H	L
WRENCH M8 SEMC 16	Ø 16	M8	20	180
WRENCH M10 SEMC 22	Ø 22	M10	25	200
WRENCH M12 SEMC 27	Ø 27	M12	32	225
WRENCH M16 SEMC 32	Ø 32	M16	36	250
WRENCH M20 SEMC 40	Ø 40	M20	40	280
WRENCH M24 SEMC 50	Ø 50	M24	50	315

Member IMC Group Ingersoll Cutting Tools

Z07 – T-CLAMP WELDON ADAPTION FOR TSC SLOT MILLS
Z07 – ATTACHEMENT SLOT-IN WELDON POUR FRAISE DISQUE TSC

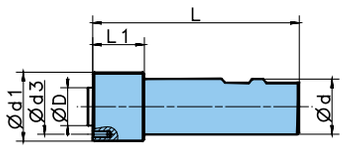

Designation Désignation	D	d	d1	d3	L	L1
WB32CP22SA030	22	32	40	32	120	30

Z08 – SPIGOT SET FOR TSC SLOT MILLS / FLASQUE D'ENTRAÎNEMENT POUR FRAISE DISQUE TSC

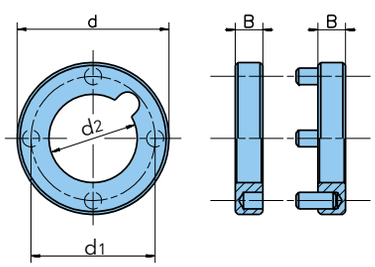

Designation Désignation	d	d1	d2	B
TR 22-46	46	32	22	10
TR 32-55	55	45	32	10
TR 40-80	80	63	40	12

Z09 – T-CLAMP SHELL-TYPE ADAPTION FOR TSC SLOT MILLS
Z09 – ADAPTEUR PORTE-FRAISE SLOT-IN POUR FRAISE DISQUE TSC

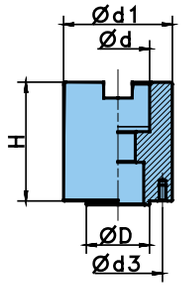

Designation Désignation	D	d	d1	d3	H
FBD32CP32SA060	32	32	55	45	60
FBD40CP40SA060	40	40	80	63	60

Z10 – CLAMPING SCREW FOR END MILL ADAPTIONS / VIS DE SERRAGE POUR ADAPTEUR FRAISE



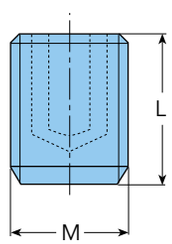

Designation Désignation	L	M	for shank Ø Diamètre
HW M 6X10 EM SCREW	6	10	6
HW M 8X10 EM SCREW	8	10	8
HW M 10X12 EM SCREW	10	12	10
HW M 12X16 EM SCREW	12	16	12/14
HW M 14X16 EM SCREW	14	16	16/18
HW M 16X16 EM SCREW	16	16	20
HW M 18X20 EM SCREW	18X2	20	25
HW M 20X20 EM SCREW	20X2	20	32/40
HW M 24X25 EM SCREW	24X2	25	50

Z11 – ADJUSTING SCREW / VIS D'AJUSTEMENT



Abb.1

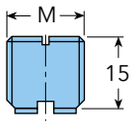

Abb.2

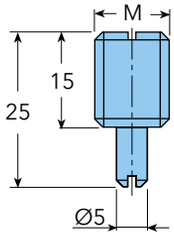

Designation Désignation	M	Abb.
PRESET SCREW 04X0.7	4X0,7	1
PRESET SCREW 05X0.8	5X0,8	1
PRESET SCREW 06X1.0	6X1	1
PRESET SCREW 10X1.5	10X1,5	1
PRESET SCREW 22X1.5	22X1,5	1
PRESET SCREW 22X1.5 B	22X1,5	2

Z12 – ADJUSTING SCREW WITH INTERNAL COOLANT SUPPLY / VIS D'AJUSTEMENT AVEC ARROSAGE CENTRAL

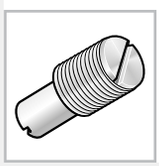

Abb. 3

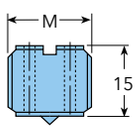

Abb. 4

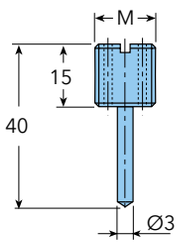

Designation Désignation	M	Abb.
PRESET ER-JET 8X1.25	8X1,25	3
PRESET ER-JET 8X1	8X1	3
PRESET ER-JET 10X1.5	10X1,5	3
PRESET ER-JET 12X1	12X1	3
PRESET ER-JET 12X1.75L	12X1,75	4
PRESET ER-JET 12X1.75	12X1,75	3
PRESET ER-JET 14X1	14X1	3
PRESET ER-JET 16X2	16X2	3
PRESET ER-JET 16X2L	16X2	4
PRESET ER-JET 18X1	18X1	3
PRESET ER-JET 18X1.5	18X1,5	3
PRESET ER-JET 18X1.5L	18X1,5	4
PRESET ER-JET 22X1.5	22X1,5	3
PRESET ER-JET 22X1.5L	22X1,5	4
PRESET ER-JET 28X1.5	28X1,5	3

Z13 – SCREW FOR HYDRAULIC CLAMPING CHUCK / VIS POUR FIXATION MANDRIN HYDRAULIQUE



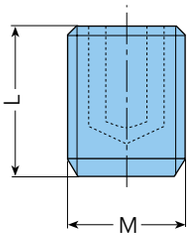

Designation Désignation	M	L
SA050R01	5	12,5
SA060R01	6	12,5
SA080R01	8X1	12,5
SA100R01	10X1	12,5
SA120R01	12X1	12,5
SA160R01	16X1	12,5

Z23 – SCREW FOR CLAMPING CHUCK DIN1835E / VIS POUR FIXATION MANDRIN DIN1835E



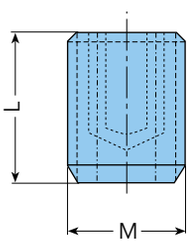

Designation Désignation	M	L	IK
DIN 913 M5x14 IK2.5	5	14	✓
DIN 913 M6x14 IK3	6	14	✓
DIN 913 M8x18 IK3	8	18	✓
DIN 913 M10x18 IK4	10	18	✓
DIN 913 M12x16 IK4	12	16	✓
DIN 913 M16x20 IK8	16	20	✓
DIN 913 M20x25 IK9	20	25	✓

Z14 – INTERMEDIATE SLEEVES TO REDUCE CLAMPING DIAMETER
Z14 – DOUILLES DE RÉDUCTION POUR MANDRINS HYDRAULIQUES



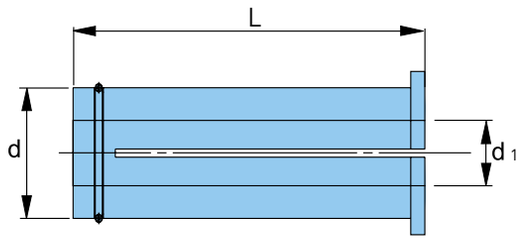

Designation Désignation	d	d1	L
ZWB 12-3	12	3	47
ZWB 12-4	12	4	47
ZWB 12-5	12	5	47
ZWB 12-6	12	6	47
ZWB 12-8	12	8	47
ZWB 20-6	20	6	52,5
ZWB 20-8	20	8	52,5
ZWB 20-10	20	10	52,5
ZWB 20-12	20	12	52,5
ZWB 20-14	20	14	52,5
ZWB 20-16	20	16	52,5
ZWB 32-6	32	6	63,5
ZWB 32-8	32	8	63,5
ZWB 32-10	32	10	63,5
ZWB 32-12	32	12	63,5
ZWB 32-14	32	14	63,5
ZWB 32-16	32	16	63,5
ZWB 32-18	32	18	63,5
ZWB 32-20	32	20	63,5
ZWB 32-25	32	25	63,5

Member IMC Group Ingersoll Cutting Tools

Z15 – INTERMEDIATE SLEEVES TO REDUCE CLAMPING DIAMETER
Z15 – DOUILLES DE RÉDUCTION POUR MANDRINS FORT SERRAGE



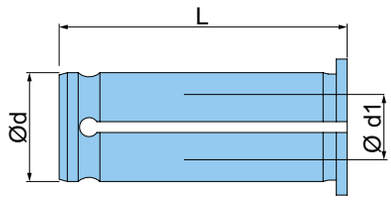

Designation Désignation	d	d1	L
RC 12.03	12	3	44
RC 12.04	12	4	44
RC 12.06	12	6	44
RC 12.08	12	8	44
RC 12.10	12	10	44
RC 20.03	20	3	50
RC 20.04	20	4	50
RC 20.05	20	5	50
RC 20.06	20	6	50
RC 20.08	20	8	50
RC 20.10	20	10	50
RC 20.12	20	12	50
RC 20.14	20	14	50
RC 20.16	20	16	50
RC 32.03	32	3	63
RC 32.04	32	4	63
RC 32.05	32	5	63
RC 32.06	32	6	63
RC 32.08	32	8	63
RC 32.10	32	10	63
RC 32.12	32	12	63
RC 32.14	32	14	63
RC 32.16	32	16	63
RC 32.18	32	18	63
RC 32.20	32	20	63
RC 32.25	32	25	63

Z16 – DRIVE RING FOR COMBI ARBORS / BAGUE D'ENTRAÎNEMENT



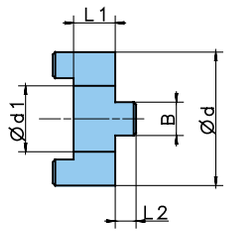

DIN 6366

Designation Désignation	d1	d	L1	B	L1
16 D.RING SEMC	16	32	10	8	5
22 D.RING SEMC	22	40	12	10	6
27 D.RING SEMC	27	48	12	12	6,3
32 D.RING SEMC	32	58	14	14	7
40 D.RING SEMC	40	70	14	16	8
50 D.RING SEMC	50	90	16	18	9

Z17 – FEATHER KEY FOR COMBI ARBORS / CLAVETTE



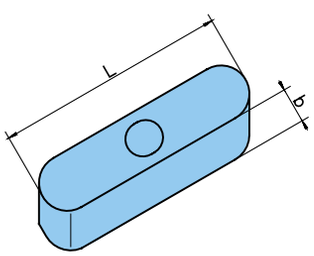

Designation Désignation	Size Ø Diamètre Ø	b	L
PASSFEDER A4x4x20	16	4	20
PASSFEDER A6x6x25	22	6	25
PASSFEDER A7x7x25	27	7	25
PASSFEDER A8x7x28	32	8	28
PASSFEDER A10x8x32	40	10	32
PASSFEDER A12x8x36	50	12	36

Z18 – SCREW FOR INNOFIT-ADAPTION / VIS DE SERRAGE POUR ATTACHEMENT INNOFIT



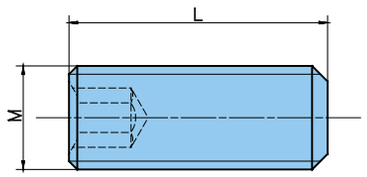

DIN 913

Designation Désignation	for Mod. pour Mod.	M
SA080-21	40	8X1
SA100-45	50	10X1

Z19 – WRENCH / CLÉ POUR SERRAGE



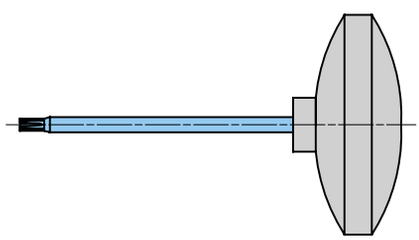

Designation Désignation	for Mod. pour Mod.
DS-H04T	40
DS-H05T	50

Member IMC Group Ingersoll Cutting Tools

Z20 – WRENCH / CLÉ POUR ÉCROU PORTE-PINCE

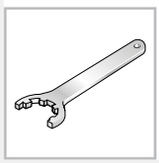

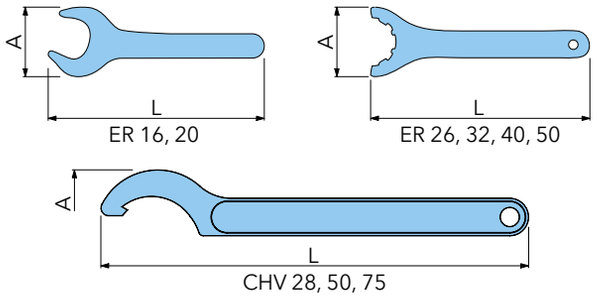

DIN 6499

Designation Désignation	A	L
WRENCH ER 16	42	140
WRENCH ER 20	60	135
WRENCH ER 25	65	210
WRENCH ER 32	75	250
WRENCH ER 40	90	290
WRENCH ER 50	110	350
CHV 28	12	135
CHV 50	20	206
CHV 75	32	241

Z21 – ER... CLAMPING NUT / ER... ECROU DE SERRAGE



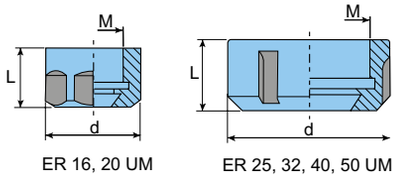

DIN 6499

Designation Désignation	d	L	M	Nm (max.)
NUT ER11 UM	19	11,3	14X0,75	50
NUT ER16 UM	28	17	22X1,5	70
NUT ER20 UM	34	19	25X1,5	120
NUT ER25 UM	42	20	32X1,5	200
NUT ER32 UM	50	22	40X1,5	220
NUT ER40 UM	63	25	50X1,5	250
NUT ER50 UM	78	35	64X2,0	350

Z22 – ER... TOP CLAMPING NUT / ER... TOP ECROU DE SERRAGE

TOP: for precise tensioning and better handling
TOP: pour serrage précis et une meilleure maniabilité



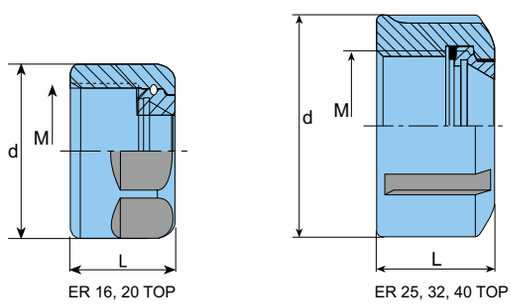

Designation Désignation	d	L	M	Nm (max.)
NUT ER16 TOP	28	17	22X1,5	70
NUT ER20 TOP	34	19	25X1,5	120
NUT ER25 TOP	42	20	32X1,5	200
NUT ER32 TOP	50	22	40X1,5	220
NUT ER40 TOP	63	25	50X1,5	250

Member IMC Group Ingersoll Cutting Tools

SPACER DIN 2084 / FORM A / ENTRETOISE DIN 2084 / FORM A

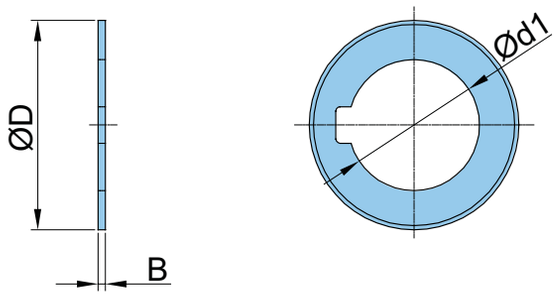

Designation Désignation	d1	D	B
DIN2084A16X003	16	25	0,03
DIN2084A16X004	16	25	0,04
DIN2084A16X005	16	25	0,05
DIN2084A16X01	16	25	0,1
DIN2084A16X02	16	25	0,2
DIN2084A16X03	16	25	0,3
DIN2084A16X05	16	25	0,5
DIN2084A16X06	16	25	0,6
DIN2084A16X1	16	25	1,0
DIN2084A16X1.5	16	25	1,5
DIN2084A22X003	22	33	0,03
DIN2084A22X004	22	33	0,04
DIN2084A22X005	22	33	0,05
DIN2084A22X01	22	33	0,1
DIN2084A22X02	22	33	0,2
DIN2084A22X03	22	33	0,3
DIN2084A22X05	22	33	0,5
DIN2084A22X06	22	33	0,6
DIN2084A22X1	22	33	1,0
DIN2084A22X1.5	22	33	1,5
DIN2084A27X003	27	39	0,03
DIN2084A27X004	27	39	0,04
DIN2084A27X005	27	39	0,05
DIN2084A27X01	27	39	0,1
DIN2084A27X02	27	39	0,2
DIN2084A27X03	27	39	0,3
DIN2084A27X05	27	39	0,5
DIN2084A27X06	27	39	0,6
DIN2084A27X1	27	39	1,0

SPACER DIN 2084 / FORM A / ENTRETOISE DIN 2084 / FORM A

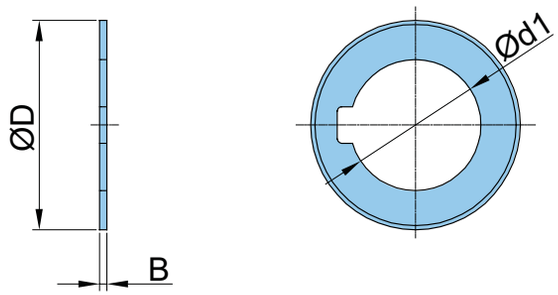

Designation Désignation	d1	D	B
DIN2084A27X1.5	27	39	1,5
DIN2084A32X003	32	45	0,03
DIN2084A32X004	32	45	0,04
DIN2084A32X005	32	45	0,05
DIN2084A32X01	32	45	0,1
DIN2084A32X02	32	45	0,2
DIN2084A32X03	32	45	0,3
DIN2084A32X05	32	45	0,5
DIN2084A32X06	32	45	0,6
DIN2084A32X1	32	45	1,0
DIN2084A32X1.5	32	45	1,5
DIN2084A40X003	40	54	0,03
DIN2084A40X004	40	54	0,04
DIN2084A40X005	40	54	0,05
DIN2084A40X01	40	54	0,1
DIN2084A40X02	40	54	0,2
DIN2084A40X03	40	54	0,3
DIN2084A40X05	40	54	0,5
DIN2084A40X06	40	54	0,6
DIN2084A40X1	40	54	1,0
DIN2084A40X1.5	40	54	1,5
DIN2084A50X005	50	67	0,05
DIN2084A50X01	50	67	0,1
DIN2084A50X02	50	67	0,2
DIN2084A50X03	50	67	0,3
DIN2084A50X05	50	67	0,5
DIN2084A50X06	50	67	0,6
DIN2084A50X1	50	67	1,0
DIN2084A50X1.5	50	67	1,5
DIN2084A60X005	60	79	0,05
DIN2084A60X01	60	79	0,1
DIN2084A60X02	60	79	0,2
DIN2084A60X03	60	79	0,3
DIN2084A60X05	60	79	0,5
DIN2084A60X06	60	79	0,6
DIN2084A60X1	60	79	1,0

Member IMC Group Ingersoll Cutting Tools

SPACER DIN 2084 / FORM B / ENTRETOISE DIN 2084 / FORM B

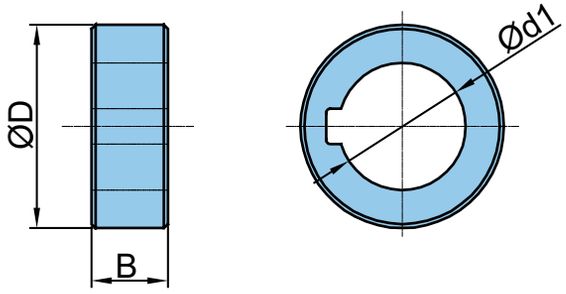

Designation Désignation	d1	D	B
DIN2084B16X2	16	27	2
DIN2084B16X3	16	27	3
DIN2084B16X4	16	27	4
DIN2084B16X5	16	27	5
DIN2084B16X6	16	27	6
DIN2084B16X10	16	27	10
DIN2084B16X20	16	27	20
DIN2084B16X30	16	27	30
DIN2084B16X60	16	27	60
DIN2084B22X2	22	34	2
DIN2084B22X3	22	34	3
DIN2084B22X4	22	34	4
DIN2084B22X5	22	34	5
DIN2084B22X6	22	34	6
DIN2084B22X10	22	34	10
DIN2084B22X20	22	34	20
DIN2084B22X30	22	34	30
DIN2084B22X60	22	34	60
DIN2084B22X100	22	34	100
DIN2084B27X2	27	41	2
DIN2084B27X3	27	41	3
DIN2084B27X4	27	41	4
DIN2084B27X5	27	41	5
DIN2084B27X6	27	41	6
DIN2084B27X10	27	41	10
DIN2084B27X20	27	41	20
DIN2084B27X30	27	41	30
DIN2084B27X60	27	41	60
DIN2084B27X100	27	41	100

SPACER DIN 2084 / FORM B / ENTRETOISE DIN 2084 / FORM B

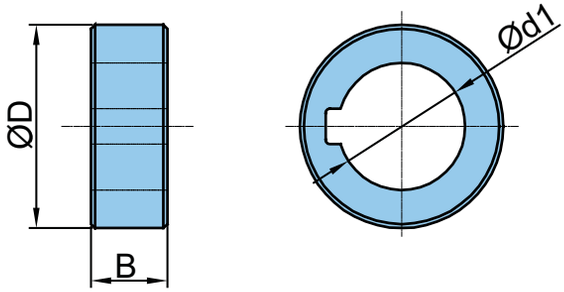

Designation Désignation	d1	D	B
DIN2084B32X2	32	47	2
DIN2084B32X3	32	47	3
DIN2084B32X4	32	47	4
DIN2084B32X5	32	47	5
DIN2084B32X6	32	47	6
DIN2084B32X10	32	47	10
DIN2084B32X20	32	47	20
DIN2084B32X30	32	47	30
DIN2084B32X60	32	47	60
DIN2084B32X100	32	47	100
DIN2084B40X2	40	55	2
DIN2084B40X3	40	55	3
DIN2084B40X4	40	55	4
DIN2084B40X5	40	55	5
DIN2084B40X6	40	55	6
DIN2084B40X10	40	55	10
DIN2084B40X20	40	55	20
DIN2084B40X30	40	55	30
DIN2084B40X60	40	55	60
DIN2084B40X100	40	55	100
DIN2084B50X2	50	69	2
DIN2084B50X3	50	69	3
DIN2084B50X4	50	69	4
DIN2084B40X5	50	69	5
DIN2084B50X6	50	69	6
DIN2084B50X10	50	69	10
DIN2084B50X20	50	69	20
DIN2084B50X30	50	69	30
DIN2084B50X60	50	69	60
DIN2084B50X100	50	69	100
DIN2084B60X6	60	84	6
DIN2084B60X10	60	84	10
DIN2084B60X20	60	84	20
DIN2084B60X30	60	84	30
DIN2084B60X60	60	84	60
DIN2084B60X100	60	84	100

TOOL MOUNTING DEVICE / DISPOSITIF DE MONTAGE D'OUTIL

For DIN/ISO; MAS-BT adaptions
Pour attachements DIN/ISO & BT-MAS

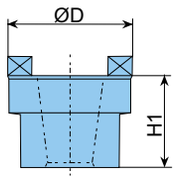

Abb. 1

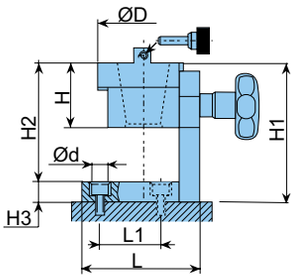

Abb. 2



Designation Désignation	D	H	H1	H2	H3	L	L1	d	Abb.
TOOL CLAMP 40 ROTARY	82	60	127	108	19	104	55	12,5	2
TOOL CLAMP 50 ROTARY	110	70	173	154	19	144	95	12,5	2
TOOL CLAMP 40 FIX	82	60	-	-	-	-	-	-	1
TOOL CLAMP 50 FIX	110	70	-	-	-	-	-	-	1

TOOL MOUNTING DEVICE / DISPOSITIF DE MONTAGE D'OUTIL

For HSK tools
Pour attachements HSK

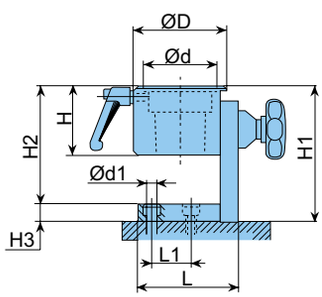



Designation Désignation	HSK	D	d	d1	L	L1	H	H1	H2	H3
MULTI CLAMP 50 A/C	A 50	82	50	12,5	104	40	72	142	123	19
MULTI CLAMP 63 A/C	A 63	95	63	12,5	104	40	72	142	123	19
MULTI CLAMP 100 A/C	A 100	130	100	12,5	144	85	90	178	159	19
MULTI CLAMP 40 E/F	E 40	73,5	40	12,5	104	40	55	125	106	19
MULTI CLAMP 50 E/F	E 50	73,5	50	12,5	104	40	55	125	106	19
MULTI CLAMP 63 E/F	E 63	106,6	63	12,5	104	85	70	114,4	95,4	19

INDEX / INDEX ALPHANUMÉRIQUE

Designation Ref. de l'article	Page
12A5R008030T0R00	226
12A5R008075T1R00	226
12A5S010035T1R00	226
12A5S010075T1R00	226
12A5S010140T1R00	226
12A5T012050T2R00	226
12A5T012090T2R00	226
12A5T012150T2R00	226
12A5U016060T3R00	226
12A5U016080T3R00	226
12A5U016150T3R00	226
12A9R008020T0R00	224
12A9S010020X4R00	228
12A9S010030T1R00	224
12A9T012023X4R00	228
12A9T012023X5R00	228
12A9T012030T2R00	224
12A9U016030X5R00	228
12A9U016040T3R00	224
12A9V020030X6R00	228
12A9V020040T4R00	224
12A9V020050T4R00	224
12A9V020070T4R00	224
12A9W025035X7R00	228
12A9X030043X8R00	228
12A9Y032043X8R00	228
12F1D030043X8R00	134
12F1D035043X8R00	134
12F1D040043X8R00	134
12F1D042043X8R00	134
12J1A006012T7R00	49
12J1A008010TQR00	51
12J1A008012T0R00	49
12J1A009012T0R00	49
12J1A010015T1R00	49
12J1A010016T6R00	51
12J1A010017X4R00	50
12J1A011012T1R00	49
12J1A012015T2R00	49
12J1A012017T8R00	51
12J1A012017X4R00	50
12J1A013012T2R00	49
12J1A014012T2R00	49
12J1A015023X5R00	50
12J1A016023X5R00	50
12J1A020030X6R00	50
12J1D010016T1R00	56
12J1D010016T6R00	59
12J1D010017X4R00	58
12J1D010018W3R00	57
12J1D010018W3R01	57
12J1D012017T2R00	56

Designation Ref. de l'article	Page
12J1D012017T8R00	59
12J1D012020W3R00	57
12J1D012020W3R01	57
12J1D012023X4R00	58
12J1D014022W3R00	57
12J1D014022W3R01	57
12J1D015023X5R00	58
12J1D016019T3R00	56
12J1D016019TRR00	59
12J1D016023X5R00	58
12J1D016026W3R00	57
12J1D020017T4R00	56
12J1D020022TSR00	59
12J1D020030W4R00	57
12J1D020030X6R00	58
12J1D025035X7R00	58
12J1D025040W5R00	57
12J1D025065T4R00	56
12J1D030043X8R00	58
12J1D032043X8R00	58
12J1D035043X8R00	58
12J1P012020W3R00	60
12J1P012030X4R00	62
12J1P015030X5R00	62
12J1P016026TRR00	64
12J1P016026W3R00	60
12J1P016035X5R00	62
12J1P020026TSR00	64
12J1P020030W4R00	60
12J1P020030W4R01	60
12J1P020035X6R00	62
12J1P020035X6R01	62
12J1P020075W4R00	60
12J1P025032TUR00	64
12J1P025035X7R00	62
12J1P025040W5R00	60
12J1P025085W5R00	60
12J1P025085W5R01	60
12J1P032043X8R00	62
12J1P032043X8R01	62
12J1P035043X8R00	62
12J1R020030W4R00	66
12J1R020035X6R00	68
12J1R025035X7R00	68
12J1R025035X7R01	68
12J1R025040W5R00	66
12J1R025040W5R01	66
12J1R032038W6R00	66
12J1R032040W5R00	66
12J1R032043X8R00	68
12J1R035043X8R00	68
12J1R040043X8R00	68

Designation Ref. de l'article	Page
12J1R040043X8R01	68
12L1R020044W5R00	171
12L8D012017X4R00	218
12L8D016023X5R00	218
12L8D020023X6R00	218
12L8D025027X7R00	218
12L8G020027X6R00	221
12L8G025035X7R00	221
12L8G032038X8R00	221
12L8J016023X5R00	217
12L8J020030X6R00	217
12L8J025035X7R00	217
12L8J035043X8R00	217
12L8J042043X8R00	217
12M1D008025T1R00	170
12M1R020044W5R00	171
12M8D016023X5R00	219
12M8D020023X6R00	219
12M8D025027X7R00	219
12M8G020027X6R00	222
12M8G025035X7R00	222
12M8G032038X8R00	222
12N1D008025T1R00	170
12N1R020044W5R00	171
12N8D016023X5R00	220
12N8D020023X6R00	220
12N8G032038X8R00	223
12P1D008025T1R00	170
12P1R020044W5R00	171
12Q1R020044W5R00	171
12U9S010020X4R00	230
12U9T012023X4R00	230
12U9T012023X5R00	230
12U9U016030X5R00	230
12U9V020030X6R00	230
12U9W025035X7R00	230
15B1D012028X4R00	184
15B1D012028X5R00	184
15B1D016023X5R00	184
15B1D020030X6R00	184
15B1D025035X7R00	184
15B1E016023X5R00	185
15B1E030043X8R00	185
15B1G020030X6R00	186
15B1G025035X7R00	186
15B1G025035X7R01	186
15B1G030043X8R00	186
15B1G035043X8R00	186
15B1G042043X8R00	186
15B1H024035X7R00	187
15B1H032043X8R00	187
15B1H035043X8R00	187

Member IMC Group Ingersoll Cutting Tools

INDEX / INDEX ALPHANUMÉRIQUE

Designation Ref. de l'article	Page
15B1H042043X8R00	187
15B1K032043X8R00	188
15B2E016023X5R00	192
15B2G020030X6R00	193
15B2G025035X7R00	193
15B2G030043X8R00	193
15B2G035043X8R00	193
15B2G042043X8R00	193
15B2H024035X7R00	194
15B2H032043X8R00	194
15B2H035043X8R00	194
15B2H040043X8R00	194
15B2H042043X8R00	194
15B2K032043X8R00	195
15B2K042043X8R00	195
15B5G020030X6R00	200
15B5G025035X7R00	200
15B5G032043X8R00	200
15B5G035043X8R00	200
15B5H032043X8R00	201
15B5H035043X8R00	201
15B5H040043X8R00	201
15B5H042043X8R00	201
15C1C010025W2R01	474
15C1C011025W2R01	474
15C1C013027W3R01	474
15C1D015025W4R01	474
15C1D015030X5R01	476
15C1D018025W4R01	474
15C1D018030X5R01	476
15C1D020035W4R01	474
15C1D020035X6R01	476
15C1F024035X7R01	476
15C1F024039W5R01	474
15C1G026040X7R01	476
15C1G026044W5R01	474
15C1G030045X8R01	476
15C1G030049W5R01	474
15C1G033049W5R01	474
15C1G033050X8R01	476
15C1G036050W6R01	474
15C1G036050X8R01	476
15C1J040060W6R01	474
15C1J040060X8R01	476
15C1J048060W7R01	474
15C1J048070X8R01	476
15E1H024035X7R00	204
15E1H032043X8R00	204
15E1H035043X8R00	204
15E1H040043X8R00	204
15E1H042043X8R00	204
15E1K032043X8R00	205
15E1K040043X8R00	205
15E1K042043X8R00	205
15G1B010016T6R00	244
15G1B010017X4R00	243
15G1B010030T1R00	242
15G1B012017T8R00	244
15G1B012023X4R00	243
15G1B012030T2R00	242
15G1B016019TRR00	244
15G1B016023X5R00	243
15G1B016040T3R00	242
15G1B020022TSR00	244
15G1B020030X6R00	243
15G1B020050T4R00	242
15G1B025032TUR00	244
15G1B025035X7R00	243
15G1B025060T5R00	242
15G1D016019TRR00	247
15G1D016023X5R00	246
15G1D016040T3R00	245
15G1D020022TSR00	247
15G1D020030X6R00	246
15G1D020050T4R00	245
15G1D025032TUR00	247
15G1D025035X7R00	246
15G1D025060T5R00	245
15G1D032043X8R00	246
15G1D032070U7R00	245
15G1D035043X8R00	246
15G1D040043X8R00	246
15G1F025035X7R00	249
15G1F030043X8R00	249
15G1F032043X8R00	249
15G1F035043X8R00	249
15G1F040043X8R00	249
15G1F042043X8R00	249
15G1Q050050Z4R00	254
15G1Q050050Z4R01	254
15G1Q052050Z4R00	254
15G1Q052050Z4R01	254
15G4D016025X5R00	267
15G4D016030T3R00	268
15G4D020030X6R00	267
15G4D020050T4R00	268
15G4D025035X7R00	267
15G4D025035X7R01	267
15G4D025035X7R02	267
15G4D025060T5R00	268
15G4D030043X8R00	267
15G4D030070U7R00	268
15G4D032043X8R00	267
15G4D032070U7R00	268
15G4D035043X8R00	267
15G4D040043X8R00	267
15G4D042043X8R00	267
15L1H045050F1R00	176
15M1E006032W3R00	174
15M1H045050F2R00	176
15M1P032043X8R00	251
15M1P032043X8R01	251
15M1P035043X8R00	251
15M1P035043X8R01	251
15M1P040043X8R00	251
15M1P042043X8R00	251
15M1P042043X8R01	251
15N1D017045T3R00	173
15N1E006032W3R00	174
15N1E016035W4R00	174
15N1E020035X7R00	175
15N1H045050F2R00	176
15P1E006032W3R00	174
15P1H045050F2R00	176
15Q1H045050F2R00	176
15R1V025040W5R00	179
15R4H025040W5R00	179
15S1D016025W4R01	472
15S1D020034W4R01	472
15S1E025039W5R01	472
15S1F030049W5R01	472
15S1F032049W5R01	472
15S1J040060W6R01	472
15U1G025035X7R00	71
15U1G032043X8R00	71
15U1G040043X8R00	71
15V1D016023X5R00	213
15V1D020030X6R00	213
15V1D025035X7R00	213
15V1D035043X8R00	213
15V1D042043X8R00	213
15V1G025035X7R00	214
15V1G035043X8R00	214
15V1G042043X8R00	214
16 D.RING SEMC	641
16F1B030043X8R00	22
16F1B035043X8R00	22
16F1B040043X8R00	22
16N17734T6RK14	322
16N17734T6RP14	322
16R15722T6RP11	324
16R17712T6RP06	324
16R17720T6RN10	324
16R17722T6RP11	324
16R17730T6RP15	324
16T15715T6RK01	325

INDEX / INDEX ALPHANUMÉRIQUE

Designation Ref. de l'article	Page
16T15715T6RK02	325
16T15715T6RP01	325
16T15720T6RK02	325
16T15724T6RK02	325
16T15725T6RK02	325
16T15730T6RK02	325
16T15730T6RP02	325
16T15731T6RK02	325
16T17712T6RK00	325
16T17714T6RK00	325
16T17715T6RK01	325
16T17715T6RK02	325
16T17717T6RK00	325
16T17720T6RK02	325
16T17723T6RK02	325
16T17725T6RK02	325
16T17730T6RK02	325
16T17731T6RK02	325
16Y15705T6RP60	524
16Y15715T6RP60	524
17N07727TQRK12	324
17N21755T8RK17	323
17N21755T8RP17	323
17R21740T8RP20	326
17R21760T8RK30	326
17T07707TQRK02	328
17T07708TQRK02	328
17T07709TQRK02	328
17T07710TQRK02	328
17T07715TQRK02	328
17T07720TQRK02	328
17T21707T8RK00	327
17T21708T8RK00	327
17T21709T8RK00	327
17T21710T8RK00	327
17T21710T8RP00	327
17T21712T8RK00	327
17T21714T8RK00	327
17T21715T8RK00	327
17T21717T8RK01	327
17T21717T8RP01	327
17T21719T8RK02	327
17T21720T8RK02	327
17T21720T8RP02	327
17T21722T8RK02	327
17T21723T8RK02	327
17T21725T8RK02	327
17T21725T8RP02	327
17T21727T8RK02	327
17T21730T8RK02	327
17T21730T8RP02	327
17T21731T8RK02	327

Designation Ref. de l'article	Page
17T21732T8RK02	327
17T21740T8RK02	327
17T21740T8RP02	327
17T21742T8RK02	327
17T21747T8RK02	327
17T21752T8RK02	327
17Y11905T6RP600	525
17Y11910TQRP600	525
17Y11911TQRP550	525
17Y11920TQRP600	525
17Y15905T8RP600	525
17Y15910T8RP600	525
17Y15920T6RP600	525
17Y1B038050X8R00	496
17Y1B041055X8R00	496
17Y1E051064X8R00	496
17Y1E060064Z4R00	497
17Y1E080064Z4R00	497
17Y1E096064Z5R00	497
17Y1L112010Z5R00	497
17Y21714T8RP55	524
17Y21730T8RP60	524
17Y27750TRRP600	525
18F12036TQRA02	330
18F16048T6RA04	330
18F20060T8RA04	330
18F24280LPRA04	330
18F25075TRRA04	330
18N27798TRRK40	323
18S27756TRRP10	320
18S27773TRRP20	320
18S27789TRRP30	320
18S27799TRRP40	320
18T13520TQRN00	329
18T13525TQRN00	329
18T13530TQRN04	329
18T13540TQRN04	329
18T16020T6RN04	329
18T16030T6RN04	329
18T16040T6RN04	329
18T16520T6RN04	329
18T16530T6RN04	329
18T16540T6RN04	329
18T19540T8RN04	329
18T19550T8RN04	329
18T19560T8RN04	329
18T22550T8RN04	329
18T22560T8RN04	329
18T22580T8RN04	329
18T24730LPRN04	330
18T24740LPRN04	330
18T24750LPRN04	330

Designation Ref. de l'article	Page
18T24760LPRN04	330
18T24770LPRN04	330
18T24780LPRN04	330
18T25050T8RN04	329
18T25050TRRN04	329
18T25060T8RN04	329
18T25060TRRN04	329
18T25080T8RN04	329
18T25080TRRN04	329
18T27725TRRN02	329
18T27752TRRN02	329
18T27799TRRN02	329
18Y11919TQRP550	525
18Y15980T6RP550	525
18Y19910TRRP600	525
18Y19920T8RP600	525
18Y19930T8RP600	525
18Y24730LPRP60	332
18Y24750LPRP55	332
18Y27730TSRP600	525
19F31280LQRA04	330
19F39210LRRA04	330
19T31730LQRN04	330
19T31740LQRN04	330
19T31750LQRN04	330
19T31760LQRN04	330
19T31770LQRN04	330
19T31780LQRN04	330
19T39740LRRN04	330
19T39750LRRN04	330
19T39760LRRN04	330
19T39770LRRN04	330
19T39780LRRN04	330
19T39790LRRN04	330
19T39799LRRN04	330
19Y31740LQRP60	332
19Y31760LQRP55	332
19Y39740LRRP60	332
19Y39760LRRP60	332
1AX2K025043X7R00	72
1AX2K032043X8R00	72
1AX2K040043X8R00	72
1DE6G025035X7R00	208
1DE6G032043X8R00	208
1DE6G042043X8R00	208
1DE6H032043X8R00	209
1DE6H040043X8R00	209
1DJ1E016020W3R00	52
1DJ1E016023X5R00	53
1DJ1E020025W4R00	52
1DJ1E020030X6R00	53
1DJ1E025030W5R00	52

INDEX / INDEX ALPHANUMÉRIQUE

Designation Ref. de l'article	Page
1DJ1E025035X7R00	53
1DJ1E032035W6R00	52
1DJ1E032043X8R00	53
1DJ1E040043X8R00	53
1DJ1R025030W5R00	54
1DJ1R025035X7R00	55
1DJ1R032035W6R00	54
1DJ1R032043X8R00	55
1DJ1R040040W6R00	54
1DJ1R040043X8R00	55
1DM1E016030X6R00	144
1DM1E020035X7R00	144
1DM1E025035X7R00	144
1DM1E032043X8R00	144
1DM1E040043X8R00	144
1DP1E020030X6R00	273
1DP1E025035X7R00	273
1DP1E032043X8R00	273
1DP1E035043X8R00	273
1DP1E040043X8R00	273
1DP1E042043X8R00	273
1EJ5A010015T1R00	41
1EJ5A010017X4R00	43
1EJ5A012015T2R00	41
1EJ5A012015T2R01	41
1EJ5A012017X4R00	43
1EJ5A016020W3R00	42
1EJ5A016020W3R01	42
1EJ5A016023X5R00	43
1EJ5A020023X6R00	43
1EJ5A020025W4R00	42
1EJ5A020025W4R01	42
1EJ5A025027X7R00	43
1EJ5A025030W5R00	42
1EJ5A032020W5R00	42
1EJ5A032027X8R00	43
1KJ1B010016T1R00	34
1KJ1B010017X4R00	36
1KJ1B010018W3R00	35
1KJ1B012017T2R00	34
1KJ1B012020W3R00	35
1KJ1B012023X4R00	36
1KJ1B012023X4R01	36
1KJ1B016019T3R00	34
1KJ1B016023X5R00	36
1KJ1B016026W3R00	35
1KJ1B020017T4R00	34
1KJ1B020030W4R00	35
1KJ1B020030X6R00	36
1KJ1B025035X7R00	36
1KJ1B025040W5R00	35
1KJ1B025065T4R00	34

Designation Ref. de l'article	Page
1KJ1D020025W4R00	37
1KJ1D020035X6R00	38
1KJ1D020075W4R00	37
1KJ1D025030W5R00	37
1KJ1D025035X7R00	38
1KJ1D025085W5R00	37
1KJ1D032040W6R00	37
1KJ1D032043X8R00	38
1KJ1D035043X8R00	38
1KJ1D040040W6R00	37
1KJ1D040043X8R00	38
1KJ1G032040W6R00	39
1KJ1G032043X8R00	40
1KJ1G035043X8R00	40
1KJ1G040040W6R00	39
1KJ1G040043X8R00	40
1SJ1Y020034W5R00	70
1SJ1Y020034W5R01	70
1SJ1Y025039W5R00	70
1SJ1Y025039W5R01	70
1SJ1Y032039W6R00	70
1SJ1Y032039W6R01	70
1SJ1Y040039W6R00	70
1SJ1Y040039W6R01	70
1TG1B010016T6R00	259
1TG1B010017X4R00	258
1TG1B010020T1R00	257
1TG1B012017T8R00	259
1TG1B012017X4R00	258
1TG1B012020T2R00	257
1TG1B016019TRR00	259
1TG1B016023X5R00	258
1TG1B016025T3R00	257
1TG1B020022TSR00	259
1TG1B020023X6R00	258
1TG1B020025T4R00	257
1TG1B025027X7R00	258
1TG1B025032TUR00	259
1TG1B032027X8R00	258
1TG1F016025X5R00	260
1TG1F016030T3R00	261
1TG1F020030X6R00	260
1TG1F020050T4R00	261
1TG1F025035X7R00	260
1TG1F025060T5R00	261
1TG1F030043X8R00	260
1TG1F030070U7R00	261
1TG1F032040X8R00	260
1TG1F032040X8R01	260
1TG1F032070U7R00	261
1TG1F032070U7R01	261
1TG1F035043X8R00	260

Designation Ref. de l'article	Page
1TG1F035043X8R01	260
1TG1F040090U7R00	261
1TG1F042043X8R00	260
1TG1F042043X8R01	260
1TG1G025035X7R00	263
1TG1G025035X7R01	263
1TG1G032043X8R00	263
1TG1G032043X8R01	263
1TG1G035043X8R00	263
1TG1G035043X8R01	263
1TG1G040043X8R00	263
1TG1G040043X8R01	263
1TG1G042043X8R00	263
1TG1J030043X8R00	265
1TG1J032043X8R00	265
1TG1J035043X8R00	265
1TG1J040043X8R00	265
1TG1J042043X8R00	265
1TG1V016025X5R00	271
1TG1V016030T3R00	270
1TG1V020030X6R00	271
1TG1V020050T4R00	270
1TG1V025035X7R00	271
1TG1V025060T5R00	270
1TG1V032040X8R00	271
1TG1V032070U7R00	270
1TG1V035043X8R00	271
1TG1V040040U7R00	270
1TG1V040043X8R00	271
1TJ1B010017X4R00	23
1TJ1B012017X4R00	23
1TJ1B016023X5R00	23
1TJ1B020023X6R00	23
1TJ1B025027X7R00	23
1TJ1D016023X5R00	26
1TJ1D016025W3R00	24
1TJ1D016026TRR00	28
1TJ1D020025W4R00	24
1TJ1D020026TSR00	28
1TJ1D020035X6R00	26
1TJ1D025030W5R00	24
1TJ1D025032TUR00	28
1TJ1D025035X7R00	26
1TJ1D032035W6R00	24
1TJ1D032043X8R00	26
1TJ1D040043X8R00	26
1TJ1F020030W4R00	30
1TJ1F020035X6R00	31
1TJ1F025035X7R00	31
1TJ1F025040W5R00	30
1TJ1F032040W5R00	30
1TJ1F032043X8R00	31

INDEX / INDEX ALPHANUMÉRIQUE

Designation Ref. de l'article	Page
1TJ1F040043X8R00	31
1TJ1G025030W5R00	32
1TJ1G025035X7R00	33
1TJ1G032040W6R00	32
1TJ1G032043X8R00	33
1TJ1G040043X8R00	33
1TW7J020030X6R00	216
1TW7K025035X7R00	216
1TW7Q016025X5R00	216
1TW7S032043X8R00	216
1WJ1D016023X5R00	45
1WJ1D016026TRR00	46
1WJ1D016026W3R00	44
1WJ1D020026TSR00	46
1WJ1D020030W4R00	44
1WJ1D020035X6R00	45
1WJ1D025032TUR00	46
1WJ1D025035X7R00	45
1WJ1D025040W5R00	44
1WJ1D032040W5R00	44
1WJ1D032043X8R00	45
1WJ1D035043X8R00	45
1WJ1D040043X8R00	45
1WJ1F025030W5R00	47
1WJ1F025035X7R00	48
1WJ1F032040W6R00	47
1WJ1F032043X8R00	48
1WJ1F040040W6R00	47
1WJ1F040043X8R00	48
1ZG3F025040T4R00	277
1ZG3F032040U7R00	277
1ZG3F040040U7R00	277
2080A40Z4SA025	554
2080A50Z4SA035	554
2080A50Z5SA035	554
22 D.RING SEMC	641
22J3D016017W3R00	76
22J3D016017Z4R00	77
22J3D019022W4R00	76
22J3D020022W4R00	76
22J3D020022Z4R00	77
22J3D022022W4R00	76
22J3D025027W5R00	76
22J3D025027Z4R00	77
22J3G040045Z5R00	90
22J3G050060Z5R00	90
22J3G063045F2R00	88
22J3G063059F2R00	88
22J3G063059F2R01	88
22J3G063088Z5R00	90
22J3G063117Z5R00	90
22J3G063146Z5R00	90

Designation Ref. de l'article	Page
22J3G080074F3R00	88
22J3G080074F3R01	88
22J3G080088Z5R00	90
22J3G080117Z5R00	90
22J3G100088F4R00	88
22J3P025026W5R00	78
22J3P025026Z4R00	80
22J3P028034Z4R00	80
22J3P032034W6R00	78
22J3P032034Z4R00	80
22J3P040043Z4R00	80
22J3R032035W6R00	82
22J3R032035Z4R00	84
22J3R040035F0R00	86
22J3R040046W6R00	82
22J3R040046Z4R00	84
22J3R040046Z4R02	84
22J3R040069Z4R00	84
22J3R040069Z4R02	84
22J3R040069Z5R00	84
22J3R040081Z5R00	84
22J3R050046F1R00	86
22J3R050046F2R00	86
22J3R050046Z4R00	84
22J3R050069Z5R00	84
22J3R063046F2R00	86
22J3R063092Z5R00	84
22J3R063115Z5R00	84
22J3R063138Z5R00	84
22J3R080046F3R00	86
22L3R045050F1R00	172
22M3R045050F2R00	172
22N3R045050F2R00	172
22P3R045050F2R00	172
22Q3R045050F2R00	172
27 D.RING SEMC	641
2EJ3J063033F2R00	93
2EJ3J063063F2R00	93
2EJ3J080054F3R00	93
2EJ3J080075F3R00	93
2EJ3J100085F4R00	93
2EJ4J063033F2R00	94
2EJ4J063063F2R00	94
2EJ4J080054F3R00	94
2EJ4J080075F3R00	94
2EJ4J100085F4R00	94
2F5D050R00	135
2F5D063R00	135
2F5D080R00	135
2F5D100R00	135
2F5D125R00	135
2F6D050R00	135

Designation Ref. de l'article	Page
2F6D063R00	135
2F6D080R00	135
2F6D100R00	135
2F6D125R00	135
2J1D032R00	104
2J1D035R00	104
2J1D040R00	104
2J1G040R00	126
2J1G050R00	126
2J1G050R01	126
2J1G063R00	126
2J1G063R01	126
2J1G080R00	126
2J1G080R01	126
2J1G100R00	126
2J1G100R01	126
2J1G125R00	126
2J1G160R00	126
2J1P032R00	122
2J1P032R01	122
2J1P035R00	122
2J1P040R00	122
2J1P040R01	122
2J1P050R00	122
2J1P050R01	122
2J1P050R02	122
2J1P063R00	122
2J1P063R01	122
2J1P080R00	122
2J1P100R00	122
2J1R035R00	124
2J1R040R00	124
2J1R040R01	124
2J1R040R02	124
2J1R040R03	124
2J1R050R00	124
2J1R050R01	124
2J1R052R00	124
2J1R063R00	124
2J1R063R01	124
2J1R066R00	124
2J1R080R00	124
2J1R080R01	124
2J1R085R00	124
2J1R100R00	124
2J1R100R01	124
2J1R125R00	124
2J1R125R01	124
2J5P032R00	121
2J5P040R00	121
2J5P050R00	121
2J5P063R00	121

INDEX / INDEX ALPHANUMÉRIQUE

Designation Ref. de l'article	Page
2J5P080R00	121
2M0408R02	119
2SJ3Y032036Z4R00	92
2SJ3Y040043Z4R00	92
2SJ3Y050050Z5R00	92
32 D.RING SEMC	641
35J6E063010F0R00	160
35J6E063012F0R00	160
35J6E063014F0R00	160
35J6E080010F1R00	160
35J6E080012F1R00	160
35J6E080014F1R00	160
35J6E100010F2R00	160
35J6E100012F2R00	160
35J6E100014F2R00	160
35J6E125010F3R00	160
35J6E125012F3R00	160
35J6E125014F3R00	160
35J6E160010F4R00	160
35J6E160012F4R00	160
35J6E160014F4R00	160
35J6E200010F4R00	160
35J6E200012F4R00	160
35J6E200014F4R00	160
38L5G063004F0R00	158
38L5G063005F0R00	158
38L5G080004F1R00	158
38L5G080005F1R00	158
38L5G100004F2R00	158
38L5G100005F2R00	158
38L5G125004F3R00	158
38L5G125005F3R00	158
38L5H063006F0R00	158
38L5H063007F0R00	158
38L5H063009F0R00	158
38L5H063010F0R00	158
38L5H063012F0R00	158
38L5H063014F0R00	158
38L5H080006F1R00	158
38L5H080007F1R00	158
38L5H080009F1R00	158
38L5H080010F1R00	158
38L5H080012F1R00	158
38L5H080014F1R00	158
38L5H100006F2R00	158
38L5H100007F2R00	158
38L5H100009F2R00	158
38L5H100010F2R00	158
38L5H100012F2R00	158
38L5H100014F2R00	158
38L5H125006F3R00	158
38L5H125007F1R00	158

Designation Ref. de l'article	Page
38L5H125007F3R00	158
38L5H125009F3R00	158
38L5H125010F3R00	158
38L5H125012F3R00	158
38L5H125014F3R00	158
38L5H140007F1R00	158
38L5H160006F4R00	158
38L5H160007F4R00	158
38L5H160009F4R00	158
38L5H160010F4R00	158
38L5H160012F4R00	158
38L5H160014F4R00	158
3VJ5V050003X7R00	162
3VJ5V050004X7R00	162
3VJ5V050005X7R00	162
3VJ5V050006X7R00	162
3VJ5V063003F0R00	164
3VJ5V063004F0R00	164
3VJ5V063005F0R00	164
3VJ5V063006F0R00	164
3VJ5V063007F0R00	166
3VJ5V063008F0R00	166
3VJ5V063009F0R00	166
3VJ5V063010F0R00	166
3VJ5V080003F1R00	164
3VJ5V080004F1R00	164
3VJ5V080005F1R00	164
3VJ5V080006F1R00	164
3VJ5V080007F1R00	166
3VJ5V080008F1R00	166
3VJ5V080009F1R00	166
3VJ5V080010F1R00	166
3VJ5V100003F2R00	164
3VJ5V100004F2R00	164
3VJ5V100005F2R00	164
3VJ5V100006F2R00	164
3VJ5V100007F2R00	166
3VJ5V100008F2R00	166
3VJ5V100009F2R00	166
3VJ5V100010F2R00	166
3VJ5V125004F3R00	164
3VJ5V125005F3R00	164
3VJ5V125006F3R00	164
3VJ5V125007F3R00	166
3VJ5V125008F3R00	166
3VJ5V125009F3R00	166
3VJ5V125010F3R00	166
3VJ5V160004F4R00	164
3VJ5V160005F4R00	164
3VJ5V160006F4R00	164
3VJ5V160007F4R00	166
3VJ5V160008F4R00	166

Designation Ref. de l'article	Page
3VJ5V160009F4R00	166
3VJ5V160010F4R00	166
40 D.RING SEMC	641
45A10001T6RA20	294
45A12001T8RA25	294
45A16001TRRA301	294
45A20001TSRA30	294
45B08005TQRB10	288
45B08008TQRA10	290
45B08008TQRW10	291
45B10007T6RB13	288
45B10010T6RA12	290
45B10010T6RW12	290
45B12009T8RB17	288
45B12011T8RA15	290
45B12011T8RW15	291
45B16012TRRB21	288
45B16016TRRA19	290
45B16016TRRW19	291
45B20015TSRB26	288
45B25022TURB37	288
45D07807TQRA02	296
45D08005TQRD05	307
45D08005TQRD0501	307
45D08007TQRA10	296
45D08007TQRA20	296
45D08008TQRA04	296
45D08008TQRA10	297
45D08008TQRA20	297
45D09809T6RA03	296
45D10007T6RD05	307
45D10007T6RD0501	307
45D10007T6RD10	307
45D10007T6RD1001	307
45D10009T6RA04	296
45D10009T6RA10	296
45D10009T6RA20	296
45D11710T8RA03	296
45D12009T8RD05	307
45D12009T8RD0501	307
45D12009T8RD10	307
45D12009T8RD1001	307
45D12010T8RA04	296
45D12010T8RA10	296
45D12010T8RA20	296
45D14012T8RA04	296
45D15715TRRA03	296
45D16012TRRD0501	307
45D16012TRRD1001	307
45D16015TRRA04	296
45D16015TRRA08	296
45J04012T7RD570	338

INDEX / INDEX ALPHANUMÉRIQUE

Designation Ref. de l'article	Page
45J05014T7RD570	338
45J06016T7RD570	338
45J08020T0RD630	338
45J10022T1RD720	338
45J12025T2RD830	338
45J16032T3RD920	338
45J20038T4RD100	338
45M10009T6RA30	317
45M12012T8RA30	317
45M16015TRRA30	317
45M20018TSRA30	317
45N08007TQRA45	317
45N08307TQRA45	317
45N09809TQRA45	316
45N10010T6RA45	317
45N10409T6RA45	317
45N11814T6RA45	316
45N12012T8RA45	317
45N12412T8RA45	317
45N15722T8RA45	316
45N16016TRRA45	317
45N16515TRRA45	317
45N20018TSRA45	317
45P10009T6RA60	317
45P12012T8RA60	317
45P16015TRRA60	317
45P20018TSRA60	317
45Q00810TQRA22	322
45Q00810TQRA30	322
45Q00810TQRA45	322
45R08007TQRA10	319
45R10009T6RA16	319
45R10009T6RA20	319
45R10009T6RA25	319
45R12012T8RA30	319
45R12012T8RA40	319
45R16015TRRA50	319
45R20007TSRA60	319
45U10006T6RA20	298
45U10006T6RA30	298
45U10008T6RA05	298
45U10008T6RA10	298
45U12006T6RA40	298
45U12006T8RA10	298
45U12006T8RA16	298
45U12006T8RA20	298
45U12006T8RA25	298
45U12006T8RA30	298
45U12006T8RA40	298
45U16007TRRA20	298
45U16007TRRA30	298
45U16007TRRA40	298

Designation Ref. de l'article	Page
45U16008TRRA50	298
45X10007TQRA10	291
45X12009T6RA12	291
45X16012T8RA15	291
45X20015TRRA19	291
45Z03208TQRA15	321
45Z04111T6RA19	321
45Z05113T8RA23	321
45Z06517TRRA28	321
45Z08004TQRA45	321
45Z10005TQRA45	321
45Z12006T6RA45	321
45Z16008TRRA45	321
46B08005TQRB10	289
46B10007T6RB13	289
46B12009T8RB17	289
46B16012TRRB21	289
46B20015TSRB26	289
46D05014T7RD020	340
46D05014WERD020	340
46D06016T7RD020	340
46D06016WERD020	340
46D07704TQRC02	311
46D08005TQRB080	292
46D08005TQRD05	309
46D08005TQRD0501	309
46D08005TQRN02	303
46D08020T0RD020	340
46D08020W0RD020	340
46D09705T6RC03	311
46D10006T6RN02	303
46D10007T6RB100	292
46D10007T6RD05	309
46D10007T6RD0501	309
46D10007T6RD10	309
46D10007T6RD1001	309
46D10022T1RD020	340
46D10022W1RD020	340
46D11707T8RC03	311
46D12008T8RD05	309
46D12008T8RD0501	309
46D12008T8RD10	309
46D12008T8RD1001	309
46D12008T8RD30	309
46D12008T8RD3001	309
46D12008T8RN02	303
46D12009T8RB130	292
46D12025T2RD020	340
46D12025W2RD020	340
46D14030U8RD020	341
46D14030WFRD020	341
46D15708TRRC03	311

Designation Ref. de l'article	Page
46D16010TRRD10	309
46D16010TRRD1001	309
46D16010TRRD20	309
46D16010TRRD2001	309
46D16010TRRD30	309
46D16010TRRD3001	309
46D16010TRRD40	309
46D16010TRRD4001	309
46D16010TRRN02	303
46D16013TRRB180	292
46D16032T3RD020	340
46D16032W3RD020	340
46D19712TSRC04	311
46D20012TSRD05	309
46D20012TSRD0501	309
46D20012TSRD10	309
46D20012TSRD1001	309
46D20012TSRD20	309
46D20012TSRD2001	309
46D20012TSRD30	309
46D20012TSRD3001	309
46D20012TSRD40	309
46D20012TSRD4001	309
46D20012TSRN02	303
46D20016TSRB230	292
46D20038T4RD020	340
46D20038W4RD020	340
46J02007T7RD500	336
46J02007T9RD380	336
46J03010T7RD500	336
46J03010T9RD380	336
46J04012T7RD500	336
46J04012U0RD500	336
46J05014T7RD500	336
46J05014U1RD500	336
46J06016T7RD500	336
46J07016UARD600	336
46J08005TQRD10	311
46J08020T0RD630	336
46J09020U9RD670	336
46J10007T6RD13	311
46J10012T6RD19	311
46J10022T1RD720	336
46J12009T8RD17	311
46J12025T2RD730	336
46J14025U8RD750	336
46J16010TRRD21	309
46J16010TRRD2101	309
46J16012TRRD21	311
46J16032T3RD820	336
46J20038T4RD920	336
46N09409TQRA45	316

INDEX / INDEX ALPHANUMÉRIQUE

Designation Ref. de l'article	Page
46N11610T6RA45	316
46W08009TQRB010	293
46W08009TQRB011	292
46W10013T6RB020	293
46W10013T6RB021	292
46W12013T8RB030	293
46W12013T8RB031	292
46W16017TRRB040	293
46W16017TRRB041	292
46Y-09UNT8RA21-T	527
46Y300IST8RA21-T	526
47A08001TQRA16	295
47A10001T6RA20	295
47A12001T8RA24	295
47A16001TRRA32	295
47A20001TSRA40	295
47B04010WERC580	346
47B05007TQRB15	289
47B05013WERC580	346
47B06005TQRB10	289
47B06013WERC580	346
47B08005TQRB10	289
47B08005TQRQ10	290
47B08016W0RC640	346
47B10007T6RB13	289
47B10007T6RQ13	290
47B10022W1RC730	346
47B12009T8RB17	289
47B12009T8RQ17	290
47B12026W2RC840	346
47B14026WFRC840	346
47B16012TRRB21	289
47B16012TRRQ21	290
47B16032W3RC930	346
47B20015TSRB26	289
47B20016TSRQ26	290
47B20038W4RC100	346
47B25022TURB37	289
47C03007WERQ100	347
47C03007WERQ101	349
47C03008T7RQ010	333
47C03010WERQ100	348
47C03010WERQ101	350
47C04009WERQ100	347
47C04009WERQ101	349
47C04010T7RQ010	333
47C04014WERQ100	348
47C04014WERQ101	350
47C05010WERN020	334
47C05011WERQ100	347
47C05011WERQ101	349
47C05012T7RQ010	333

Designation Ref. de l'article	Page
47C05016WERQ100	348
47C05016WERQ101	350
47C06010WERQ012	343
47C06012WERN020	334
47C06012WERN021	335
47C06013WERQ012	344
47C06013WERQ120	347
47C06013WERQ121	349
47C06014T7RQ020	333
47C06014WERQ020	333
47C06015WERQ021	333
47C06019WERT120	348
47C06019WERT121	350
47C06024WERD010	351
47C06024WERD011	353
47C06024WERD012	352
47C08005TQRN03	304
47C08005TQRQ03	300
47C08005TQRU03	305
47C08009TQRN03	304
47C08012TQRN02	305
47C08012W0RN030	335
47C08012W0RQ016	343
47C08016W0RN030	334
47C08016W0RN031	335
47C08018T0RQ030	333
47C08020T0RQ021	333
47C08020W0RQ021	333
47C08021W0RQ016	344
47C08021W0RQ160	347
47C08021W0RQ161	349
47C08023W0RT160	348
47C08023W0RT161	350
47C08032W0RD020	351
47C08032W0RD021	353
47C08032W0RD022	352
47C10007T6RN03	304
47C10007T6RQ04	300
47C10007T6RU03	305
47C10014W1RQ020	343
47C10015T6RN03	305
47C10015W1RN030	335
47C10020W1RN030	334
47C10020W1RN031	335
47C10022T1RQ040	333
47C10022W1RQ020	344
47C10022W1RQ200	347
47C10022W1RQ201	349
47C10025T1RQ031	333
47C10025W1RQ031	333
47C10033W1RT200	348
47C10033W1RT201	350

Designation Ref. de l'article	Page
47C10040W1RD020	351
47C10040W1RD021	353
47C10040W1RD022	352
47C11008T6RB02	312
47C12009T8RN03	304
47C12009T8RQ05	300
47C12009T8RU04	305
47C12014T8RN03	304
47C12016W2RQ024	343
47C12018T8RN03	305
47C12018W2RN030	335
47C12024W2RN030	334
47C12024W2RN031	335
47C12026T2RQ050	333
47C12026W2RQ024	344
47C12026W2RQ050	333
47C12026W2RQ240	347
47C12026W2RQ243	349
47C12030T2RQ041	333
47C12030W2RQ041	333
47C12037W2RT240	348
47C12037W2RT241	350
47C12044W2RD020	351
47C12044W2RD021	353
47C12044W2RD022	352
47C14011T8RB02	312
47C16012TRRN04	304
47C16012TRRQ06	300
47C16012TRRU06	305
47C16022W3RQ032	343
47C16024TRRN04	305
47C16024W3RN030	335
47C16032W3RN030	334
47C16032W3RN031	335
47C16034T3RQ060	333
47C16034W3RQ060	333
47C16036W3RQ040	344
47C16036W3RQ320	347
47C16036W3RQ321	349
47C16040T3RQ051	333
47C16040W3RQ051	333
47C16040W3RT320	348
47C16040W3RT321	350
47C16055W3RD030	351
47C16055W3RD031	353
47C16055W3RD032	352
47C20015TSRQ06	300
47C20015TSRU06	305
47C20026W4RQ040	343
47C20041W4RQ040	344
47C20041W4RQ400	347
47C20041W4RQ401	349

INDEX / INDEX ALPHANUMÉRIQUE

Designation Ref. de l'article	Page
47C20042T4RQ060	333
47C20042W4RQ060	333
47C20048W4RT400	348
47C20048W4RT401	350
47C20050T4RQ051	333
47C20050W4RQ051	333
47C20065W4RD040	351
47C20065W4RD041	353
47C20065W4RD042	352
47C25022TURQ06	300
47C25022TURU06	305
47D06019WERT020	345
47D08005TQRD05	313
47D08005TQRD10	313
47D08005TQRD15	313
47D08005TQRP0200	301
47D08005TQRP0201	302
47D08005TQRP0800	301
47D08005TQRP1000	301
47D08005TQRP1001	302
47D08005TQRP2000	301
47D08005TQRP3000	301
47D08012TQRD05	306
47D08023W0RT050	345
47D10007T6RD05	313
47D10007T6RD10	313
47D10007T6RP0101	302
47D10007T6RP0200	301
47D10007T6RP0800	301
47D10007T6RP1000	301
47D10007T6RP1001	302
47D10007T6RP2000	301
47D10007T6RP2001	302
47D10007T6RP3000	301
47D10007T6RP4000	301
47D10015T6RD05	306
47D10033W1RT050	345
47D10055T1RN030	354
47D12009T8RB05	312
47D12009T8RB10	312
47D12009T8RD05	313
47D12009T8RD10	313
47D12009T8RP0200	301
47D12009T8RP0201	302
47D12009T8RP0800	301
47D12009T8RP1000	301
47D12009T8RP1001	302
47D12009T8RP2000	301
47D12009T8RP2001	302
47D12009T8RP3000	301
47D12009T8RP4000	301
47D12009T8RP4001	302

Designation Ref. de l'article	Page
47D12018T8RD05	306
47D12024W2RN120	334
47D12037W2RT050	345
47D12063T2RN050	354
47D16012TRRB05	312
47D16012TRRB10	312
47D16012TRRB15	312
47D16012TRRB20	312
47D16012TRRB30	312
47D16012TRRD05	313
47D16012TRRD10	313
47D16012TRRD15	313
47D16012TRRD20	313
47D16012TRRD30	313
47D16012TRRP0200	301
47D16012TRRP0201	302
47D16012TRRP1000	301
47D16012TRRP1001	302
47D16012TRRP2000	301
47D16012TRRP2001	302
47D16012TRRP3000	301
47D16012TRRP4000	301
47D16012TRRP4001	302
47D16012TRRP5000	301
47D16024TRRD05	306
47D16040W3RT100	345
47D16085T3RN100	354
47D20015TSRB05	312
47D20015TSRB10	312
47D20015TSRB20	312
47D20015TSRB30	312
47D20015TSRP0200	301
47D20015TSRP0201	302
47D20015TSRP1000	301
47D20015TSRP1001	302
47D20015TSRP2000	301
47D20015TSRP2001	302
47D20015TSRP3000	301
47D20015TSRP4000	301
47D20015TSRP4001	302
47D20015TSRP5000	301
47D20030TSRD05	306
47D20048W4RT100	345
47D20099W4RN100	354
47D25022TURP0200	301
47D25022TURP0201	302
47D25022TURP1001	302
47D25022TURP2001	302
47D25022TURP4001	302
47D25037TURD05	306
47J03030T9RB750	342
47J04030U0RB750	342

Designation Ref. de l'article	Page
47J05040U1RB100	342
47J06005TQRD10	313
47J06050T7RB150	342
47J08005TQRD10	313
47J08050T0RB150	342
47J10007T6RD13	313
47J10060T1RB150	342
47J12009T8RD17	313
47J12075T2RB150	342
47J16012TRRD21	313
47J20015TSRD26	313
47N10002T6RA30	318
47N10004T6RA45	318
47N10007T6RA60	318
47N12002T8RA30	318
47N12005T8RA45	318
47N12007T8RA60	318
47N25010TURA45	318
47R08001TQRA10	319
47R10001T6RA16	319
47R10002T6RA20	319
47R10002T6RA25	319
47R12703T8RA30	319
47Y075ISTQRA13	526
47Y100ISTQRA13	526
47Y-10UNT8RA21-T	527
47Y-11WT8RA21-T	527
47Y-12UNT8RA21-T	527
47Y-14UNT8RA21-T	527
47Y-14WT8RA21-T	527
47Y150IST6RA17-T	526
47Y150ISTQRA13	526
47Y-16UNT6RA17-T	527
47Y-18UNTQRA13	527
47Y-19WTQRA13	527
47Y200IST6RA17-T	526
47Y200IST8RA21-T	526
47Y-20UNTQRA13	527
47Y-24UNTQRA13	527
47Y250IST8RA20-T	526
48A10001T6RA101	295
48A12001T8RA121	295
48A16001TRRA201	295
48A20001TSRA221	295
48A25001TURA36	295
48C20015TSRN04	304
48C20030TSRN04	305
48C20040W4RN030	334
48C20040W4RN031	335
48C25022TURN05	304
48C25037TURN05	305
48D08005TQRD05	315

INDEX / INDEX ALPHANUMÉRIQUE

Designation Ref. de l'article	Page
48D08005TQRD10	315
48D08005TQRD15	315
48D08012TQRC05	306
48D10007T6RB05	314
48D10007T6RB10	314
48D10007T6RB15	314
48D10007T6RD05	315
48D10007T6RD10	315
48D10007T6RD15	315
48D10015T6RC05	306
48D12009T8RB05	314
48D12009T8RB10	314
48D12009T8RD05	315
48D12009T8RD10	315
48D12009T8RD15	315
48D12018T8RC05	306
48D16012TRRB05	314
48D16012TRRB10	314
48D16012TRRB16	314
48D16012TRRB20	314
48D16024TRRC08	306
48D20030TSRC10	306
48D25037TURC10	306
48E12016T8RB271	293
48E16021TRRB342	293
48J06016T7RD570	337
48J08020T0RD630	337
48J10007T6RD13	315
48J10022T1RD720	337
48J12009T8RD17	315
48J12025T2RD830	337
48J16032T3RD920	337
48J20038T4RD100	337
48N16003TRRA30	318
48N16006TRRA45	318
48N16010TRRA60	318
48N20004TSRA30	318
48N20007TSRA45	318
48N20013TSRA60	318
48U08004TQRB20	299
48U10005T6RB30	299
48U12007T8RB40	299
48U16009TRRB50	299
48Y150IST8RA21-T	526
49D20015TSRB10	314
49D20015TSRB20	314
50 D.RING SEMC	641
55E192R01	469
55E212R01	469
55E213R01	469
55E223R01	469
55F203R00	445

Designation Ref. de l'article	Page
55F233R01	469
55F233R02	445
55F243R02	469
55F243R03	469
55F263R01	469
55G233R00	445
55G253R00	445
55G253R01	445
55G264R01	469
55G273R00	445
55G273R01	445
55G293R00	445
55G294R01	469
55H293R00	445
55H294R00	469
55H303R00	445
55H313R00	445
55H314R00	469
55H333R00	445
56B183R01	117
5B5G040R01	202
5B5G042R01	202
5B5G050R01	202
5B5G052R01	202
5B5G063R01	202
5B5H040R01	203
5B5H042R01	203
5B5H050R01	203
5B5H052R01	203
5B5H063R01	203
5B5H066R01	203
5B5H080R01	203
5E6H050R00	206
5E6H052R00	206
5E6H063R00	206
5E6H066R00	206
5E6H080R00	206
5E6K050R00	207
5E6K052R00	207
5E6K063R00	207
5E6K066R00	207
5E6K080R00	207
5E6K100R00	207
5E6K125R00	207
5E6K160R00	207
5EJ183R00	117
5G1D040R00	248
5G1D042R00	248
5G1D042R01	248
5G1D050R00	248
5G1D050R01	248
5G5D032R00	269

Designation Ref. de l'article	Page
5G5D035R00	269
5G5D040R00	269
5G5D042R00	269
5G5D050R00	269
5G5D052R00	269
5G5D066R00	269
5G5F040R00	250
5G5F042R00	250
5G5F050R00	250
5G5F052R00	250
5G5F063R00	250
5G5F066R00	250
5G5F080R00	250
5G5F085R00	250
5G5M080R00	256
5G5M080R01	256
5G5M080R30	149
5G5M100R00	256
5G5M100R01	256
5G5M100R30	149
5G5M125R00	256
5G5M125R01	256
5G5M125R30	149
5G5M160R00	256
5G5M160R01	256
5G5M160R30	149
5G5Q063R00	255
5G5Q066R00	255
5G5Q080R00	255
5G5Q085R00	255
5G5Q100R00	255
5G5Q125R00	255
5G5Q160R00	255
5G6F040R00	250
5G6F042R00	250
5G6F050R00	250
5G6F052R00	250
5G6F063R00	250
5G6F066R00	250
5G6F080R00	250
5G6F085R00	250
5G6M080R00	256
5G6M100R00	256
5G6M125R00	256
5G6M160R00	256
5G6Q063R00	255
5G6Q066R00	255
5G6Q080R00	255
5G6Q085R00	255
5G6Q100R00	255
5G6Q125R00	255
5G6Q160R00	255

INDEX / INDEX ALPHANUMÉRIQUE

Designation Ref. de l'article	Page
5H6G050R00	129
5H6G063R00	129
5H6G080R00	129
5H6G100R00	129
5J1E040R00	118
5J1E050R00	118
5J1E063R00	118
5J1E063R01	118
5J1E080R00	118
5J5P050R00	128
5J5P063R00	128
5J5P080R00	128
5J5P100R00	128
5M5P050R00	252
5M5P050R01	252
5M5P050R30	148
5M5P052R00	252
5M5P052R01	252
5M5P052R80	252
5M5P063R00	252
5M5P063R01	252
5M5P063R30	148
5M5P066R00	252
5M5P066R01	252
5M5P066R80	252
5M5P080R00	252
5M5P080R01	252
5M5P080R30	148
5M5P080R80	252
5M5P100R00	252
5M5P100R01	252
5M5P100R30	148
5M5P100R80	252
5M6P050R00	252
5M6P050R30	148
5M6P052R00	252
5M6P063R00	252
5M6P063R30	148
5M6P066R00	252
5M6P080R00	252
5M6P080R30	148
5M6P100R00	252
5M6P100R30	148
5N5H040R00	142
5N5H050R00	142
5N5H063R00	142
5N5H080R00	142
5N5H100R00	142
5N5H125R00	142
5N5L050R00	143
5N5L063R00	143
5N5L080R00	143

Designation Ref. de l'article	Page
5N5L100R00	143
5N5L125R00	143
5N5L160R00	143
5N6H032R00	142
5N6H040R00	142
5N6H050R00	142
5N6H063R00	142
5N6H080R00	142
5N6H100R00	142
5N6H125R00	142
5N6L050R00	143
5N6L063R00	143
5N6L080R00	143
5N6L100R00	143
5N6L125R00	143
5N6L160R00	143
5V6G052R00	215
5V6G066R00	215
5V6G080R00	215
5W2G052R00	189
5W2G066R00	189
5W2H052R00	190
5W2H066R00	190
5W2H080R00	190
5W2K052R00	191
5W2K066R00	191
5W2K080R00	191
5W2K100R00	191
5W2K125R00	191
5W2K160R00	191
5W7G052R00	196
5W7H052R00	197
5W7H066R00	197
5W7H080R00	197
5W7K052R00	198
5W7K066R00	198
5W7K080R00	198
5W7K100R00	198
5W7K125R00	198
5W7K160R00	198
5W7M066R00	199
5W7M080R00	199
5W7M100R00	199
5W7M125R00	199
5W7M160R00	199
69871A40FM40SA50	590
69871A40HC06SA080-G2	600
69871A40HC08SA080-G2	600
69871A40HC10SA080-G2	600
69871A40HC12SA080-G2	600
69871A40HC16SA080-G2	600
69871A40HC20SA080-G2	600

Designation Ref. de l'article	Page
69871A40HC25SA080-G2	600
69871A40SM16SA35	590
69871A40SM22SA35	590
69871A40SM22SK052	592
69871A40SM22SK077	592
69871A40SM22SK102	592
69871A40SM22SK127	592
69871A40SM27SA35	590
69871A40SM32SA50	590
69871A40Z4SA035	553
69871A50FM40SA100	590
69871A50FM40SA160	590
69871A50FM40SA35	590
69871A50FM40SA50	590
69871A50FM40SA75	590
69871A50HC12SA050-G6	600
69871A50HC20SA064-G6	600
69871A50HC20SA080-G6	600
69871A50HC32SA081-G6	600
69871A50SM16SA35	590
69871A50SM22SA100	590
69871A50SM22SA200	590
69871A50SM22SA300	590
69871A50SM22SA35	590
69871A50SM22SA50	590
69871A50SM22SA75	590
69871A50SM22SK077	592
69871A50SM22SK127	592
69871A50SM22SK177	592
69871A50SM27SA047	592
69871A50SM27SA100	590
69871A50SM27SA160	590
69871A50SM27SA300	590
69871A50SM27SA35	590
69871A50SM27SA50	590
69871A50SM27SA75	590
69871A50SM27SK077	592
69871A50SM27SK127	592
69871A50SM27SK177	592
69871A50SM32SA077	592
69871A50SM32SA100	590
69871A50SM32SA127	592
69871A50SM32SA160	590
69871A50SM32SA35	590
69871A50SM32SA370	590
69871A50SM32SA50	590
69871A50SM32SA75	590
69871A50SM40SA077	592
69871A50SM40SA127	592
69871A50Z4SA035	553
69871A50Z4SB035	553
69871A50Z5SA035	553

INDEX / INDEX ALPHANUMÉRIQUE

Designation Ref. de l'article	Page
6F2B050R00	98
6F2B063R00	98
6F2B080R00	98
6F2B100R00	98
6F2B125R00	98
6F2B160R00	98
6F2B200R00	98
6F2B250R00	98
7F2K160R00	136
7F2K200R00	136
7F2K250R00	136
AOCT060204FR-P	56
AOMT060202R	56
AOMT060202R-DT1	56
AOMT060204R	56
AOMT060208R	56
AOMT060216R	56
AOMT170504R	89
AOMT170508R	89
AOMT170516R	89
AOMT170524R	89
AOMT170532R	89
AOMT170548R	89
AOMT170564R	89
AX2K040R00	130
AX2K050R00	130
AX2K063R00	130
AX2K080R00	130
AX2K100R00	130
AX2K125R00	130
BEEW120310R-CR	179
BEEW120316R-CR	179
BEEW120320R-CR	179
BEEW120325R-CR	179
BEEW120330R-CR	179
BEHW250308R	176
BEHW250308R-P	176
BLD H-W2.5X210	420
BLD H-W2.5X280	421
BLD H-W2.5X380	422
BLD H-W3.0X225	420
BLD H-W3.0X310	421
BLD H-W3.0X430	422
BLD H-W4.0X255	420
BLD H-W4.0X350	421
BOCT09T304FR-P	61
BOCT09T308FR-P	61
BOCT130404FR-P	67
BOCT130408FR-P	67
BOCT170508FR-P	89
BODT09T304R	61
BODT09T304R-001	61

Designation Ref. de l'article	Page
BODT09T308R	61
BODT09T308R-001	61
BODT09T320R-001	61
BODT130404R	67
BODT130404R-001	67
BODT130408R	67
BODT130408R-001	67
BOMT09T304R	61
BOMT09T304R-DT1	61
BOMT09T304R-DT2	61
BOMT09T308R	61
BOMT09T316R	61
BOMT09T320R	61
BOMT09T331R	61
BOMT130404R	67
BOMT130404R-DT2	67
BOMT130408R	67
BOMT130416R	67
BOMT130420R	67
BOMT130424R	67
BOMT130431R	67
BOMT130440R	67
BOMT170608R	89
BT40Z4SA035	554
BT50Z4SA045	554
BT50Z5SA045	554
CABM06M06-C	606
CABM06M08	606
CABM08M08-C	606
CABM08M10	606
CABM10M10-C	606
CABM10M12	606
CABM12M12-C	606
CABM12M16	606
CABM16M16-C	606
CCL-3S ASSY	277
CD2600025YFR00	424
CD2700025YFR00	424
CD2800027YGR00	424
CD2900027YGR00	424
CD3000028YHR00	424
CD3100029YHR00	424
CD3200030YJR00	424
CD3300030YJR00	424
CD3400032YKR00	424
CD3500032YKR00	424
CD3600034YLR00	424
CD3700033YLR00	424
CD3800035YMR00	424
CD3900035YMR00	424
CD4000037YNR00	424
CD4100037YNR00	424

Designation Ref. de l'article	Page
CD4200039YPR00	424
CD4300039YPR00	424
CD4400041YQR00	424
CD4500041YQR00	424
CD4600042YRR00	424
CD4700042YRR00	424
CD4800044YSR00	424
CD4900044YSR00	424
CD5000046YSR00	424
CDHT090320R-ML	217
CDHT090330R-ML	217
CGM101R001-ML	41
CGX101R001-M	41
CHV 28	643
CHV 50	643
CHV 75	643
CL-5000	188
CND0800TQR01	320
CND1000T6R01	320
CND1200T8R01	320
CND1600TRR01	320
CND2000TSR01	320
CNHJ060220	218
CNHJ120430	221
CNHU060310N	213
CNHU060315N	213
CNHU110420N	214
COOLING TUBE HSK A 100	633
COOLING TUBE HSK A 63	633
COOLING TUBE HSK A 80	633
CPT32T05SA035	572
CPT32T06SA035	572
CPT32T08SA040	572
CPT32T10SA040	572
CPT32T12SA045	572
CPT40T06SA045	572
CPT40T08SA045	572
CPT40T10SA050	572
CPT40T12SA055	572
CPT40T15SA055	572
CPT50T10SA060	572
CPT50T12SA060	572
CPT50T15SA060	572
CPT50Z4SA060	555
CPT63T12SA065	572
CPT63T15SA065	572
CPT63Z4SA060	555
CPT63Z4SB060	555
CPT80T15SA070	572
CPT80Z4SA080	555
CPT80Z4SB080	555
CPT80Z5SA080	555

INDEX / INDEX ALPHANUMÉRIQUE

Designation Ref. de l'article	Page
CSTB2	478
CSTB3S	484
DE6G040R00	210
DE6G050R00	210
DE6G052R00	210
DE6H040R00	211
DE6H050R00	211
DE6H052R00	211
DE6H063R00	211
DE6H066R00	211
DE6H080R00	211
DE6H100R00	211
DE6K050R00	212
DE6K052R00	212
DE6K063R00	212
DE6K066R00	212
DE6K066R01	212
DE6K080R00	212
DE6K100R00	212
DE6K125R00	212
DE6K160R00	212
DG1H050R00	278
DG1H063R00	278
DG1H080R00	278
DG6G050R00	275
DG6G063R00	275
DG6G080R00	275
DG6G100R00	275
DG6K063R00	276
DG6K080R00	276
DG6K100R00	276
DG6K125R00	276
DGD212R100-W	70
DGD212R101-W	70
DGM212R100	70
DGM212R101	70
DGM212R110	70
DGM313R300	115
DGM313R301	115
DGM313R302	115
DGM313R303	115
DGM324R300	93
DGM324R301	93
DGM324R302	93
DHU016023X5R00	233
DHU016023X5R01	232
DHU020030X6R00	233
DHU020030X6R01	232
DHU025035X7R00	233
DHU025035X7R01	232
DHU032043X8R00	233
DHU032043X8R01	232
DHU042043X8R00	233
DHU042043X8R01	232
DIN 913 M10x18 IK4	638
DIN 913 M12x16 IK4	638
DIN 913 M16x20 IK8	638
DIN 913 M20x25 IK9	638
DIN 913 M5x14 IK2.5	638
DIN 913 M6x14 IK3	638
DIN 913 M8x18 IK3	638
DIN2084A16X003	645
DIN2084A16X004	645
DIN2084A16X005	645
DIN2084A16X01	645
DIN2084A16X02	645
DIN2084A16X03	645
DIN2084A16X05	645
DIN2084A16X06	645
DIN2084A16X1	645
DIN2084A16X1.5	645
DIN2084A22X003	645
DIN2084A22X004	645
DIN2084A22X005	645
DIN2084A22X01	645
DIN2084A22X02	645
DIN2084A22X03	645
DIN2084A22X05	645
DIN2084A22X06	645
DIN2084A22X1	645
DIN2084A22X1.5	645
DIN2084A27X003	645
DIN2084A27X004	645
DIN2084A27X005	645
DIN2084A27X01	645
DIN2084A27X02	645
DIN2084A27X03	645
DIN2084A27X05	645
DIN2084A27X06	645
DIN2084A27X1	645
DIN2084A27X1.5	646
DIN2084A32X003	646
DIN2084A32X004	646
DIN2084A32X005	646
DIN2084A32X01	646
DIN2084A32X02	646
DIN2084A32X03	646
DIN2084A32X05	646
DIN2084A32X06	646
DIN2084A32X1	646
DIN2084A32X1.5	646
DIN2084A40X003	646
DIN2084A40X004	646
DIN2084A40X005	646
DIN2084A40X01	646
DIN2084A40X02	646
DIN2084A40X03	646
DIN2084A40X05	646
DIN2084A40X06	646
DIN2084A40X1	646
DIN2084A40X1.5	646
DIN2084A50X005	646
DIN2084A50X01	646
DIN2084A50X02	646
DIN2084A50X03	646
DIN2084A50X05	646
DIN2084A50X06	646
DIN2084A50X1	646
DIN2084A50X1.5	646
DIN2084A60X005	646
DIN2084A60X01	646
DIN2084A60X02	646
DIN2084A60X03	646
DIN2084A60X05	646
DIN2084A60X06	646
DIN2084A60X1	646
DIN2084B16X10	647
DIN2084B16X2	647
DIN2084B16X20	647
DIN2084B16X3	647
DIN2084B16X30	647
DIN2084B16X4	647
DIN2084B16X5	647
DIN2084B16X6	647
DIN2084B16X60	647
DIN2084B22X10	647
DIN2084B22X100	647
DIN2084B22X2	647
DIN2084B22X20	647
DIN2084B22X3	647
DIN2084B22X30	647
DIN2084B22X4	647
DIN2084B22X5	647
DIN2084B22X6	647
DIN2084B22X60	647
DIN2084B27X10	647
DIN2084B27X100	647
DIN2084B27X2	647
DIN2084B27X20	647
DIN2084B27X3	647
DIN2084B27X30	647
DIN2084B27X4	647
DIN2084B27X5	647
DIN2084B27X6	647
DIN2084B27X60	647
DIN2084B32X10	648

INDEX / INDEX ALPHANUMÉRIQUE

Designation Ref. de l'article	Page
DIN2084B32X100	648
DIN2084B32X2	648
DIN2084B32X20	648
DIN2084B32X3	648
DIN2084B32X30	648
DIN2084B32X4	648
DIN2084B32X5	648
DIN2084B32X6	648
DIN2084B32X60	648
DIN2084B40X10	648
DIN2084B40X100	648
DIN2084B40X2	648
DIN2084B40X20	648
DIN2084B40X3	648
DIN2084B40X30	648
DIN2084B40X4	648
DIN2084B40X5	648
DIN2084B40X6	648
DIN2084B40X60	648
DIN2084B50X10	648
DIN2084B50X100	648
DIN2084B50X2	648
DIN2084B50X20	648
DIN2084B50X3	648
DIN2084B50X30	648
DIN2084B50X4	648
DIN2084B50X6	648
DIN2084B50X60	648
DIN2084B60X10	648
DIN2084B60X100	648
DIN2084B60X20	648
DIN2084B60X30	648
DIN2084B60X6	648
DIN2084B60X60	648
DIN6987140EM10X50	595
DIN6987140EM12X50	595
DIN6987140EM14X63	595
DIN6987140EM16X63	595
DIN6987140EM18X63	595
DIN6987140EM20X63	595
DIN6987140EM20X63E	596
DIN6987140EM25X100	595
DIN6987140EM25X100E	596
DIN6987140EM32X100	595
DIN6987140EM32X100E	596
DIN6987140EM40X120E	596
DIN6987140EM6X50	595
DIN6987140EM8X50	595
DIN6987140ER16X100	597
DIN6987140ER16X160	597
DIN6987140ER16X63	597
DIN6987140ER20X100	597

Designation Ref. de l'article	Page
DIN6987140ER20X160	597
DIN6987140ER20X63	597
DIN6987140ER25X100	598
DIN6987140ER25X150	598
DIN6987140ER25X65	598
DIN6987140ER32X100	598
DIN6987140ER32X150	598
DIN6987140ER32X65	598
DIN6987140ER40X100	598
DIN6987140ER40X70	598
DIN6987140FM40	591
DIN6987140ODP10x38	593
DIN6987140ODP10x58	593
DIN6987140ODP10x78	593
DIN6987140ODP10x98	593
DIN6987140ODP12x118	593
DIN6987140ODP12x38	593
DIN6987140ODP12x58	593
DIN6987140ODP12x78	593
DIN6987140ODP12x98	593
DIN6987140ODP16x38	593
DIN6987140ODP16x58	593
DIN6987140ODP16x78	593
DIN6987140ODP16x98	593
DIN6987140ODP6x58	593
DIN6987140ODP6x98	593
DIN6987140ODP8x38	593
DIN6987140ODP8x58	593
DIN6987140ODP8x78	593
DIN6987140ODP8x98	593
DIN6987140SEMC16X100	589
DIN6987140SEMC16X55	589
DIN6987140SEMC22X100	589
DIN6987140SEMC22X55	589
DIN6987140SEMC27X100	589
DIN6987140SEMC27X55	589
DIN6987140SEMC32X100	589
DIN6987140SEMC32X60	589
DIN6987140SEMC40X60	589
DIN6987140SRKIN10X80	599
DIN6987140SRKIN12X80	599
DIN6987140SRKIN14X80	599
DIN6987140SRKIN16X80	599
DIN6987140SRKIN18X80	599
DIN6987140SRKIN20X80	599
DIN6987140SRKIN25X100	599
DIN6987140SRKIN6X80	599
DIN6987140SRKIN8X80	599
DIN6987140T06X40	571
DIN6987140T08X45	571
DIN6987140T10X50	571
DIN6987140T12X50	571

Designation Ref. de l'article	Page
DIN6987140T15X50	571
DIN6987150EM10X63	595
DIN6987150EM12X63	595
DIN6987150EM14X63	595
DIN6987150EM16X63	595
DIN6987150EM18X63	595
DIN6987150EM20X63	595
DIN6987150EM25X80	595
DIN6987150EM25X80E	596
DIN6987150EM32X100	595
DIN6987150EM32X100E	596
DIN6987150EM40X100	595
DIN6987150EM40X100E	596
DIN6987150EM50X125	595
DIN6987150EM50X125E	596
DIN6987150EM6X63	595
DIN6987150EM8X63	595
DIN6987150ER16X100	597
DIN6987150ER16X160	597
DIN6987150ER16X200	597
DIN6987150ER20X100	597
DIN6987150ER20X160	597
DIN6987150ER25X100	598
DIN6987150ER25X150	598
DIN6987150ER25X200	598
DIN6987150ER32X100	598
DIN6987150ER32X150	598
DIN6987150ER32X200	598
DIN6987150ER40X100	598
DIN6987150ER40X150	598
DIN6987150ER40X200	598
DIN6987150ER50X100	598
DIN6987150ER50X150	598
DIN6987150FM40X70	591
DIN6987150FM60X70	591
DIN6987150ODP10X128	594
DIN6987150ODP10X178	594
DIN6987150ODP10X228	594
DIN6987150ODP10X78	594
DIN6987150ODP12X128	594
DIN6987150ODP12X178	594
DIN6987150ODP12X228	594
DIN6987150ODP12X78	594
DIN6987150ODP16X128	594
DIN6987150ODP16X178	594
DIN6987150ODP16X228	594
DIN6987150ODP16x38	594
DIN6987150ODP16X78	594
DIN6987150ODP8X128	594
DIN6987150ODP8X178	594
DIN6987150ODP8X228	594
DIN6987150ODP8X78	594

INDEX / INDEX ALPHANUMÉRIQUE

Designation Ref. de l'article	Page
DIN6987150SEMC16X100	589
DIN6987150SEMC16X55	589
DIN6987150SEMC22X100	589
DIN6987150SEMC22X55	589
DIN6987150SEMC27X100	589
DIN6987150SEMC27X55	589
DIN6987150SEMC32X100	589
DIN6987150SEMC32X55	589
DIN6987150SEMC40X100	589
DIN6987150SEMC40X55	589
DIN6987150SEMC50X70	589
DIN6987150SEMC60X80	589
DIN6987150SRKIN10x80	599
DIN6987150SRKIN12x80	599
DIN6987150SRKIN14x80	599
DIN6987150SRKIN16x80	599
DIN6987150SRKIN18x80	599
DIN6987150SRKIN20x80	599
DIN6987150SRKIN25x100	599
DIN6987150SRKIN32x100	599
DIN6987150SRKIN6x80	599
DIN6987150SRKIN8x80	599
DIN69871-AD40MF12.100	601
DIN69871-AD40MF20.60	601
DIN69871-AD40MF32.95	601
DIN69871-AD50MF20.80	601
DIN69871-AD50MF32.75	601
DJ5E032R00	102
DJ5E040R00	102
DJ5E050R00	102
DJ5R040R00	103
DJ5R063R00	103
DJ5R080R00	103
DJ5R100R00	103
DJ5R125R00	103
DJ6R050R00	103
DJ6R063R00	103
DJ6R080R00	103
DJ6R100R00	103
DJ6R125R00	103
DK1G040R00	119
DK1G050R00	119
DK1G063R00	119
DK1G080R00	119
DM5E032R00	145
DM5E040R00	145
DM5E050R00	145
DM5E063R00	145
DM5E080R00	145
DM5G050R00	150
DM5G063R00	150
DM5G080R00	150

Designation Ref. de l'article	Page
DM5G100R00	150
DM5G125R00	150
DM6E032R00	145
DM6E040R00	145
DM6E050R00	145
DM6E063R00	145
DM6E080R00	145
DM6G040R00	150
DM6G050R00	150
DM6G063R00	150
DM6G080R00	150
DM6G100R00	150
DM6G125R00	150
DN5G040R00	146
DN5G050R00	146
DN5G063R00	146
DN5G080R00	146
DN5G100R00	146
DN5G125R00	146
DN5G160R00	146
DN5K050R00	147
DN5K063R00	147
DN5K080R00	147
DN5K100R00	147
DN5K125R00	147
DN5K160R00	147
DN5K200R00	147
DN6G040R00	146
DN6G050R00	146
DN6G063R00	146
DN6G080R00	146
DN6G100R00	146
DN6G125R00	146
DN6G160R00	146
DN6K050R00	147
DN6K063R00	147
DN6K080R00	147
DN6K100R00	147
DN6K125R00	147
DN6K160R00	147
DN6K200R00	147
DP5E040R00	274
DP5E050R00	274
DP5E052R00	274
DP5E063R00	274
DP5E066R00	274
DPM324L050	235
DPM324L050 - P	235
DPM324L051	235
DPM324L116	235
DS-0022	216
DS-A00T	148

Designation Ref. de l'article	Page
DS-H04T	642
DS-H05T	642
DS-T05F	121
DS-T06F	162
DS-T07S	395
DS-T08S	425
DS-T10S	425
DS-T15S	425
DS-T20S	425
DS-T20T	324
DS-T25S	149
DS-T25T	322
DS-T30T	228
DS-T40L	320
DS-T50L	329
DS-TP06S (TX-Plus)	425
DS-TP07S (TX-Plus)	428
DS-TP15S (TX-Plus)	224
EF2J100R00	117
EF2J125R00	117
EF2J160R00	117
EF2J200R00	117
EF2J250R00	117
EJ5E040R00	115
EJ5E050R00	115
EJ5E063R00	115
EJ5E080R00	115
EJ5E100R00	115
EJ5E125R00	115
EJ5J050R00	116
EJ5J063R00	116
EJ5J080R00	116
EJ6E040R00	115
EJ6E050R00	115
EJ6E063R00	115
EJ6E080R00	115
EJ6E100R00	115
EJ6E125R00	115
EJ6J050R00	116
EJ6J063R00	116
EJ6J080R00	116
ER11SPR0.5-1.0	607
ER11SPR0.5-1.0AA	608
ER11SPR1.5-2.0	607
ER11SPR1.5-2.0AA	608
ER11SPR2.5-3.0	607
ER11SPR2.5-3.0AA	608
ER11SPR3.5-4.0	607
ER11SPR3.5-4.0AA	608
ER11SPR4.5-5.0	607
ER11SPR4.5-5.0AA	608
ER11SPR5.5-6.0	607

INDEX / INDEX ALPHANUMÉRIQUE

Designation Ref. de l'article	Page
ER11SPR5.5-6.0AA	608
ER11SPR6.5-7.0	607
ER11SPR6.5-7.0AA	608
ER11T05SA-02	574
ER11T05SA-05	574
ER16SEAL10AA	609
ER16SEAL10AAJET	610
ER16SEAL4AA	609
ER16SEAL4AAJET	610
ER16SEAL5AA	609
ER16SEAL5AAJET	610
ER16SEAL6AA	609
ER16SEAL6AAJET	610
ER16SEAL7AA	609
ER16SEAL7AAJET	610
ER16SEAL8AA	609
ER16SEAL8AAJET	610
ER16SEAL9AA	609
ER16SEAL9AAJET	610
ER16SPR0.5-1	608
ER16SPR0.5-1AA	609
ER16SPR1.5-2	608
ER16SPR1.5-2AA	609
ER16SPR2-3	608
ER16SPR2-3AA	609
ER16SPR3-4	608
ER16SPR3-4AA	609
ER16SPR4-5	608
ER16SPR4-5AA	609
ER16SPR5-6	608
ER16SPR5-6AA	609
ER16SPR6-7	608
ER16SPR6-7AA	609
ER16SPR7-8	608
ER16SPR7-8AA	609
ER16SPR8-9	608
ER16SPR8-9AA	609
ER16SPR9-10	608
ER16SPR9-10AA	609
ER16T05SA-02	574
ER16T05SA-05	574
ER16T06SA-02	574
ER16T06SA-05	574
ER16T08SA-02	574
ER16T08SA-06	574
ER20SEAL10AA	611
ER20SEAL10AAJET	612
ER20SEAL11AA	611
ER20SEAL11AAJET	612
ER20SEAL12AA	611
ER20SEAL12AAJET	612
ER20SEAL4AA	611

Designation Ref. de l'article	Page
ER20SEAL4AAJET	612
ER20SEAL5AA	611
ER20SEAL5AAJET	612
ER20SEAL6AA	611
ER20SEAL6AAJET	612
ER20SEAL7AA	611
ER20SEAL7AAJET	612
ER20SEAL8AA	611
ER20SEAL8AAJET	612
ER20SEAL9AA	611
ER20SEAL9AAJET	612
ER20SPR1.5-2	610
ER20SPR1.5-2AA	611
ER20SPR10-11	610
ER20SPR10-11AA	611
ER20SPR11-12	610
ER20SPR11-12AA	611
ER20SPR12-13	610
ER20SPR12-13AA	611
ER20SPR2-3	610
ER20SPR2-3AA	611
ER20SPR3-4	610
ER20SPR3-4AA	611
ER20SPR4-5	610
ER20SPR4-5AA	611
ER20SPR5-6	610
ER20SPR5-6AA	611
ER20SPR6-7	610
ER20SPR6-7AA	611
ER20SPR7-8	610
ER20SPR7-8AA	611
ER20SPR8-9	610
ER20SPR8-9AA	611
ER20SPR9-10	610
ER20SPR9-10AA	611
ER20T05SA-02	574
ER20T05SA-05	574
ER20T06SA-02	574
ER20T06SA-05	574
ER20T08SA-02	574
ER20T08SA-06	574
ER20T10SA-02	574
ER20T10SA-07	574
ER25SEAL10AA	615
ER25SEAL10AAJET	616
ER25SEAL11AA	615
ER25SEAL11AAJET	616
ER25SEAL12AA	615
ER25SEAL12AAJET	616
ER25SEAL13AA	615
ER25SEAL13AAJET	616
ER25SEAL14AA	615

Designation Ref. de l'article	Page
ER25SEAL14AAJET	616
ER25SEAL15AA	615
ER25SEAL15AAJET	616
ER25SEAL16AA	615
ER25SEAL16AAJET	616
ER25SEAL4AA	615
ER25SEAL4AAJET	616
ER25SEAL5AA	615
ER25SEAL5AAJET	616
ER25SEAL6AA	615
ER25SEAL6AAJET	616
ER25SEAL7 AAJET	616
ER25SEAL7AA	615
ER25SEAL8AA	615
ER25SEAL8AAJET	616
ER25SEAL9AA	615
ER25SEAL9AAJET	616
ER25SPR1.5-2AA	614
ER25SPR10-11	613
ER25SPR10-11AA	614
ER25SPR11-12	613
ER25SPR11-12AA	614
ER25SPR12-13	613
ER25SPR12-13AA	614
ER25SPR13-14	613
ER25SPR13-14AA	614
ER25SPR14-15	613
ER25SPR14-15AA	614
ER25SPR15-16	613
ER25SPR15-16AA	614
ER25SPR2-3	613
ER25SPR2-3AA	614
ER25SPR3-4	613
ER25SPR3-4AA	614
ER25SPR4-5	613
ER25SPR4-5AA	614
ER25SPR5-6	613
ER25SPR5-6AA	614
ER25SPR6-7	613
ER25SPR6-7AA	614
ER25SPR7-8	613
ER25SPR7-8AA	614
ER25SPR8-9	613
ER25SPR8-9AA	614
ER25SPR9-10	613
ER25SPR9-10AA	614
ER25T05SA-02	574
ER25T06SA-02	574
ER25T06SA-05	574
ER25T08SA-02	574
ER25T08SA-05	574
ER25T10SA-02	574

INDEX / INDEX ALPHANUMÉRIQUE

Designation Ref. de l'article	Page
ER25T10SA-05	574
ER25T12SA-02	574
ER25T12SA-05	574
ER32SEAL10AA	619
ER32SEAL10AAJET	620
ER32SEAL11AA	619
ER32SEAL11AAJET	620
ER32SEAL12AA	619
ER32SEAL12AAJET	620
ER32SEAL13AA	619
ER32SEAL13AAJET	620
ER32SEAL14AA	619
ER32SEAL14AAJET	620
ER32SEAL15AA	619
ER32SEAL15AAJET	620
ER32SEAL16AA	619
ER32SEAL16AAJET	620
ER32SEAL17AA	619
ER32SEAL17AAJET	620
ER32SEAL18AA	619
ER32SEAL18AAJET	620
ER32SEAL19AA	619
ER32SEAL19AAJET	620
ER32SEAL20AA	619
ER32SEAL20AAJET	620
ER32SEAL4AA	619
ER32SEAL4AAJET	620
ER32SEAL5AA	619
ER32SEAL5AAJET	620
ER32SEAL6AA	619
ER32SEAL6AAJET	620
ER32SEAL7AA	619
ER32SEAL7AAJET	620
ER32SEAL8AA	619
ER32SEAL8AAJET	620
ER32SEAL9AA	619
ER32SEAL9AAJET	620
ER32SPR10-11	617
ER32SPR10-11AA	618
ER32SPR11-12	617
ER32SPR11-12AA	618
ER32SPR12-13	617
ER32SPR12-13AA	618
ER32SPR13-14	617
ER32SPR13-14AA	618
ER32SPR14-15	617
ER32SPR14-15AA	618
ER32SPR15-16	617
ER32SPR15-16AA	618
ER32SPR16-17	617
ER32SPR16-17AA	618
ER32SPR17-18	617

Designation Ref. de l'article	Page
ER32SPR17-18AA	618
ER32SPR18-19	617
ER32SPR18-19AA	618
ER32SPR19-20	617
ER32SPR19-20AA	618
ER32SPR2-3	617
ER32SPR2-3AA	618
ER32SPR3-4	617
ER32SPR3-4AA	618
ER32SPR4-5	617
ER32SPR5-6	617
ER32SPR5-6AA	618
ER32SPR6-7	617
ER32SPR6-7AA	618
ER32SPR7-8	617
ER32SPR7-8AA	618
ER32SPR8-9	617
ER32SPR8-9AA	618
ER32SPR9-10	617
ER32SPR9-10AA	618
ER32T05SA-02	573
ER32T05SA-10	574
ER32T05SA-20	574
ER32T06SA018	573
ER32T06SA-02	573
ER32T06SA-10	574
ER32T06SA-20	574
ER32T06SK022	573
ER32T06SK045	573
ER32T06SK047	573
ER32T06SK074	573
ER32T08SA-02	573
ER32T08SA-10	574
ER32T08SA-20	574
ER32T10SA-02	573
ER32T10SA-10	574
ER32T10SA-20	574
ER32T12SA-02	573
ER32T12SA-10	574
ER32T12SA-20	574
ER32T15SA-02	573
ER40SEAL10AA	622
ER40SEAL10AAJET	623
ER40SEAL12AA	622
ER40SEAL12AAJET	623
ER40SEAL14AA	622
ER40SEAL14AAJET	623
ER40SEAL16AA	622
ER40SEAL16AAJET	623
ER40SEAL18AA	622
ER40SEAL18AAJET	623
ER40SEAL20AA	622

Designation Ref. de l'article	Page
ER40SEAL20AAJET	623
ER40SEAL22AA	622
ER40SEAL22AAJET	623
ER40SEAL25AA	622
ER40SEAL25AAJET	623
ER40SEAL6AA	622
ER40SEAL6AAJET	623
ER40SEAL8AA	622
ER40SEAL8AAJET	623
ER40SPR10-11	621
ER40SPR11-12	621
ER40SPR11-12AA	622
ER40SPR12-13	621
ER40SPR13-14	621
ER40SPR14-15	621
ER40SPR15-16	621
ER40SPR15-16AA	622
ER40SPR16-17	621
ER40SPR16-17AA	622
ER40SPR17-18	621
ER40SPR17-18AA	622
ER40SPR18-19	621
ER40SPR19-20	621
ER40SPR19-20AA	622
ER40SPR20-21	621
ER40SPR20-21AA	622
ER40SPR21-22	621
ER40SPR21-22AA	622
ER40SPR22-23	621
ER40SPR22-23AA	622
ER40SPR23-24	621
ER40SPR23-24AA	622
ER40SPR24-25	621
ER40SPR24-25AA	622
ER40SPR25-26	621
ER40SPR25-26AA	622
ER40SPR5-6	621
ER40SPR6-7	621
ER40SPR7-8	621
ER40SPR8-9	621
ER40SPR9-10	621
ER40SPR9-10AA	622
ER50SPR10-12	623
ER50SPR12-14	623
ER50SPR14-16	623
ER50SPR16-18	623
ER50SPR18-20	623
ER50SPR20-22	623
ER50SPR22-24	623
ER50SPR24-26	623
ER50SPR26-28	623
ER50SPR28-30	623

INDEX / INDEX ALPHANUMÉRIQUE

Designation Ref. de l'article	Page
ER50SPR30-32	623
ER50SPR32-34	623
ESG 0.5	154
ESG 1	154
FAK0219090W4R01	177
FAK0219090X7R01	178
FBD22CP22SA040-TB	607
FBD27CP27SA045-TB	607
FBD32CP32SA060	636
FBD32CP32SA060-TB	607
FBD40CP40SA060	636
FD1200036JDR00	374
FD1200036T3R00	375
FD1200060JDR00	376
FD1200060T3R00	377
FD1200096JDR00	379
FD1200096T3R00	378
FD1250038JDR00	374
FD1250038T3R00	375
FD1250063JDR00	376
FD1250063T3R00	377
FD1250100JDR00	379
FD1250100T3R00	378
FD1300039JDR00	374
FD1300039T3R00	375
FD1300065JDR00	376
FD1300065T3R00	377
FD1300104JDR00	379
FD1300104T3R00	378
FD1350041JDR00	374
FD1350041T3R00	375
FD1350068JDR00	376
FD1350068T3R00	377
FD1350108JDR00	379
FD1350108T3R00	378
FD1400042JDR00	374
FD1400042T3R00	375
FD1400070JDR00	376
FD1400070T3R00	377
FD1400112JDR00	379
FD1400112T3R00	378
FD1450044JDR00	374
FD1450044T3R00	375
FD1450073JDR00	376
FD1450073T3R00	377
FD1450116JDR00	379
FD1450116T3R00	378
FD1500045JER00	374
FD1500045T4R00	375
FD1500075JER00	376
FD1500075T4R00	377
FD1500120JER00	379
FD1500120T4R00	378
FD1600048JER00	374
FD1600048T4R00	375
FD1600080JER00	376
FD1600080T4R00	377
FD1600128JER00	379
FD1600128T4R00	378
FD1700051JER00	374
FD1700051T4R00	375
FD1700085JER00	376
FD1700085T4R00	377
FD1700136JER00	379
FD1700136T4R00	378
FD1800054JFR00	374
FD1800054T5R00	375
FD1800090JFR00	376
FD1800090T5R00	377
FD1800144JFR00	379
FD1800144T5R00	378
FD1900057JFR00	374
FD1900057T5R00	375
FD1900095JFR00	376
FD1900095T5R00	377
FD1900152JFR00	379
FD1900152T5R00	378
FD2000060JFR00	374
FD2000060T5R00	375
FD2000100JFR00	376
FD2000100T5R00	377
FD2000160JFR00	379
FD2000160T5R00	378
FD2100063JFR00	374
FD2100063T5R00	375
FD2100105JFR00	376
FD2100105T5R00	377
FD2100168JFR00	379
FD2100168T5R00	378
FD2200066JFR00	374
FD2200066T5R00	375
FD2200110JFR00	376
FD2200110T5R00	377
FD2200176JFR00	379
FD2200176T5R00	378
FD2300069JGR00	374
FD2300069U7R00	375
FD2300115JGR00	376
FD2300115U7R00	377
FD2300184JGR00	379
FD2300184U7R00	378
FD2400072JGR00	374
FD2400072U7R00	375
FD2400120JGR00	376
FD2400120U7R00	377
FD2400192JGR00	379
FD2400192U7R00	378
FD2500075JGR00	374
FD2500075U7R00	375
FD2500125JGR00	376
FD2500125U7R00	377
FD2500200JGR00	379
FD2500200U7R00	378
FEEW250340R-CR	179
FEEW250350R-CR	179
FEEW250360R-CR	179
FF0400017T7R01	385
FF0400029T7R01	386
FF0450017T7R01	385
FF0450029T7R01	386
FF0500020T7R01	385
FF0500035T7R01	386
FF0550020T7R01	385
FF0550035T7R01	386
FF0600020T7R01	385
FF0600035T7R01	386
FF0650024T0R01	385
FF0650043T0R01	386
FF0700024T0R01	385
FF0700043T0R01	386
FF0750029T0R01	385
FF0750043T0R01	386
FF0800029T0R01	385
FF0800043T0R01	386
FF0850035T1R01	385
FF0850049T1R01	386
FF0900035T1R01	385
FF0900049T1R01	386
FF0950035T1R01	385
FF0950049T1R01	386
FF1000035T1R01	385
FF1000049T1R01	386
FF1050040T2R01	385
FF1050056T2R01	386
FF1100040T2R01	385
FF1100056T2R01	386
FF1150040R2T01	385
FF1150056R2T01	386
FF1200040T2R01	385
FF1200056T2R01	386
FHU020030X6R00	234
FHU025035X7R00	234
FHU030043X8R00	234
FHU032043X8R00	234
FHU035043X8R00	234
FHU040043X8R00	234

INDEX / INDEX ALPHANUMÉRIQUE

Designation Ref. de l'article	Page
FHU042043X8R00	234
FNCT050202R-AL	49
FNHT050202R-L	49
FNKT050202R-M	49
FNKT050204R-M	49
FPC1200R01	380
FPC1210R01	380
FPC1220R01	380
FPC1230R01	380
FPC1240R01	380
FPC1250R01	380
FPC1260R01	380
FPC1270R01	380
FPC1280R01	380
FPC1290R01	380
FPC1300R01	380
FPC1310R01	380
FPC1320R01	380
FPC1330R01	380
FPC1340R01	380
FPC1350R01	380
FPC1360R01	380
FPC1370R01	380
FPC1380R01	380
FPC1390R01	380
FPC1400R01	380
FPC1410R01	380
FPC1420R01	380
FPC1430R01	380
FPC1440R01	380
FPC1450R01	380
FPC1460R01	380
FPC1470R01	380
FPC1480R01	380
FPC1490R01	380
FPC1500R01	380
FPC1510R01	380
FPC1520R01	380
FPC1530R01	380
FPC1540R01	380
FPC1550R01	380
FPC1560R01	380
FPC1570R01	380
FPC1580R01	380
FPC1590R01	380
FPC1600R01	380
FPC1610R01	380
FPC1620R01	380
FPC1630R01	380
FPC1640R01	380
FPC1650R01	380
FPC1660R01	380

Designation Ref. de l'article	Page
FPC1670R01	380
FPC1680R01	380
FPC1690R01	380
FPC1700R01	380
FPC1710R01	380
FPC1720R01	380
FPC1730R01	380
FPC1740R01	380
FPC1750R01	380
FPC1760R01	380
FPC1770R01	380
FPC1780R01	380
FPC1790R01	380
FPC1800R01	380
FPC1810R01	380
FPC1820R01	380
FPC1830R01	380
FPC1840R01	380
FPC1850R01	380
FPC1860R01	380
FPC1870R01	380
FPC1880R01	380
FPC1890R01	380
FPC1900R01	380
FPC1910R01	380
FPC1920R01	380
FPC1930R01	380
FPC1940R01	380
FPC1950R01	380
FPC1960R01	380
FPC1970R01	380
FPC1980R01	380
FPC1990R01	380
FPC2000R01	380
FPC2010R01	380
FPC2020R01	380
FPC2030R01	380
FPC2040R01	380
FPC2050R01	380
FPC2060R01	380
FPC2070R01	380
FPC2080R01	380
FPC2090R01	380
FPC2100R01	380
FPC2150R01	380
FPC2200R01	381
FPC2250R01	381
FPC2300R01	381
FPC2350R01	381
FPC2400R01	381
FPC2450R01	381
FPC2500R01	381

Designation Ref. de l'article	Page
FPC2550R01	381
FPF1200R01	380
FPF1250R01	380
FPF1300R01	380
FPF1350R01	380
FPF1400R01	380
FPF1450R01	380
FPF1500R01	380
FPF1550R01	380
FPF1600R01	380
FPF1650R01	380
FPF1700R01	380
FPF1750R01	380
FPF1800R01	380
FPF1850R01	380
FPF1900R01	380
FPF1950R01	380
FPF2000R01	380
FPF2050R01	380
FPF2100R01	380
FPF2150R01	380
FPF2200R01	381
FPF2250R01	381
FPF2300R01	381
FPF2350R01	381
FPF2400R01	381
FPF2450R01	381
FPF2500R01	381
FPF2550R01	381
FR0400017T7R01	382
FR0400029T7R01	383
FR0400036T7R01	384
FR0450017T7R01	382
FR0450029T7R01	383
FR0450036T7R01	384
FR0500020T7R01	382
FR0500035T7R01	383
FR0500048T7R01	384
FR0550020T7R01	382
FR0550035T7R01	383
FR0550048T7R01	384
FR0600020T7R01	382
FR0600035T7R01	383
FR0600048T7R01	384
FR0650024T0R01	382
FR0650043T0R01	383
FR0650064T0R01	384
FR0680024T0R01	382
FR0680043T0R01	383
FR0700024T0R01	382
FR0700043T0R01	383
FR0700064T0R01	384

INDEX / INDEX ALPHANUMÉRIQUE

Designation Ref. de l'article	Page
FR0750029T0R01	382
FR0750043T0R01	383
FR0750064T0R01	384
FR0800029T0R01	382
FR0800043T0R01	383
FR0800064T0R01	384
FR0850035T1R01	382
FR0850049T1R01	383
FR0850080T1R01	384
FR0900035T1R01	382
FR0900049T1R01	383
FR0900080T1R01	384
FR0950035T1R01	382
FR0950049T1R01	383
FR0950080T1R01	384
FR1000035T1R01	382
FR1000049T1R01	383
FR1000080T1R01	384
FR1050040T2R01	382
FR1050056T2R01	383
FR1050096T2R01	384
FR1100040T2R01	382
FR1100056T2R01	383
FR1100096T2R01	384
FR1150040T2R01	382
FR1150056T2R01	383
FR1150096R2T01	384
FR1200040T2R01	382
FR1200056T2R01	383
FR1200096T2R01	384
F-W3.0X60	425
GDV10-MF16X1-M-C20	410
GDV11-MF20X1-M-C25	410
GDV12-MF20X1-M-C32	410
GDV13-MF20X1-M-C40	410
GDV22-MF16X1-M-W20	410
GDV23-MF20X1-M-W25	410
GDV24-MF20X1-M-W32	410
GDV25-MF20X1-M-W40	410
GQHG0802R03	225
GQHG0802R05	225
GQHG0802R10	225
GQHG1003R05	225
GQHG1003R10	225
GQHG1003R15	225
GQHG1003R20	225
GQHG1203R05	225
GQHG1203R10	225
GQHG1203R15	225
GQHG1203R20	225
GQHG1604R05	225
GQHG1604R10	225

Designation Ref. de l'article	Page
GQHG1604R15	225
GQHG1604R20	225
GQHG1604R30	225
GQHG2005R05	225
GQHG2005R10	225
GQHG2005R15	225
GQHG2005R20	225
GQHG2005R30	225
GQHG2506R05	225
GQHG2506R10	225
GQHG2506R15	225
GQHG2506R20	225
GQHG2506R30	225
GT10000159JER01	478
GT10000212JER01	478
GT10000264JER01	478
GT10500167JER01	478
GT10500222JER01	478
GT10500277JER01	478
GT11000182JER01	478
GT11000242JER01	478
GT11000302JER01	478
GT11500182JER01	478
GT11500242JER01	478
GT11500302JER01	478
GT12000197JER01	480
GT12000262JER01	480
GT12000327JER01	480
GT12500197JER01	480
GT12500262JER01	480
GT12500327JER01	480
GT13000212JFR01	480
GT13000282JFR01	480
GT13000352JFR01	480
GT13500212JFR01	480
GT13500282JFR01	480
GT13500352JFR01	480
GT14000225JFR01	480
GT14000300JFR01	480
GT14000375JFR01	480
GT14500225JFR01	480
GT14500300JFR01	480
GT14500375JFR01	480
GT15000240JFR01	480
GT15000320JFR01	480
GT15000400JFR01	480
GT16000160JFR02	480
GT16000240JFR02	480
GT16000400JFR02	480
GT16500165JFR02	480
GT16500248JFR02	480
GT16500413JFR02	480

Designation Ref. de l'article	Page
GT17000170JFR02	480
GT17000255JFR02	480
GT17000425JFR02	480
GT17500263JFR02	480
GT17500445JFR02	480
GT18000180JFR02	480
GT18000270JFR02	480
GT18000450JFR02	480
GT18500278JFR01	482
GT18500463JFR01	482
GT19000190JFR01	482
GT19000285JFR01	482
GT19000475JFR01	482
GT19500293JFR01	482
GT19500488JFR01	482
GT20000200JGR01	482
GT20000300JGR01	482
GT20000500JGR01	482
GT21000315JGR01	482
GT21000525JGR01	482
GT22000330JGR01	482
GT22000550JGR01	482
GT23000345JGR01	482
GT23000575JGR01	482
GT24000360JGR01	482
GT24000600JGR01	482
GT25000375JGR01	482
GT25000625JGR01	482
GT26000390JHR01	482
GT26000650JHR01	482
GT27000405JHR01	482
GT27000675JHR01	482
GT28000420JHR01	482
GT28000700JHR01	482
GT29000295JHR01	484
GT29000585JHR01	484
GT30000315JHR01	484
GT30000625JHR01	484
GT31000315JHR01	484
GT31000625JHR01	484
GT32000325JHR01	484
GT32000645JHR01	484
GTADP14000350JFR01	485
GTADP15000375JFR01	485
GTADP-1500-1652-W5-R01	488
GTADP16000400JFR01	485
GTADP18000450JFR01	485
GTADP-1800-1652-W5-R01	488
GTADP18500462JFR01	486
GTADP19000475JFR01	486
GTADP20000525JGR01	486
GTADP23000575JGR01	486

INDEX / INDEX ALPHANUMÉRIQUE

Designation Ref. de l'article	Page
GTADP-2300-1653-W6-R01	488
GTADP24000600JGR01	486
GTADP-2400-1653-W6-R01	488
GTADP28000700JGR01	486
HN5D050R00	137
HN5D063R00	137
HN5D080R00	137
HN5D100R00	137
HN5D125R00	137
HN5G063R00	138
HN5G080R00	138
HN5G100R00	138
HN5G125R00	138
HN6D040R00	137
HN6D050R00	137
HN6D063R00	137
HN6D080R00	137
HN6D100R00	137
HN6D125R00	137
HN6G063R00	138
HN6G080R00	138
HN6G100R00	138
HN6G125R00	138
HNGU0605ANR-ML	137
HNGU0605ANTR-M	137
HNGU0605ANTR-MM	137
HNGU1007ANR-ML	138
HNGU1007ANTR-HR	138
HNGU1007ANTR-M	138
HNGU1007ANTR-MM	138
HSK-A100 MF20.95	588
HSK-A100 MF32.110	588
HSKA100EM10X80	581
HSKA100EM12X80	581
HSKA100EM14X80	581
HSKA100EM16X100	581
HSKA100EM18X100	581
HSKA100EM20X100	581
HSKA100EM25X100	581
HSKA100EM25X120E	582
HSKA100EM32X100	581
HSKA100EM32X120E	582
HSKA100EM40X120E	582
HSKA100EM50X140E	582
HSKA100EM6X80	581
HSKA100EM8X80	581
HSKA100ER16X100	583
HSKA100ER16X160	583
HSKA100ER20X100	583
HSKA100ER20X160	583
HSKA100ER25X100	584
HSKA100ER25X120	584

Designation Ref. de l'article	Page
HSKA100ER25X160	584
HSKA100ER32X100	584
HSKA100ER32X120	584
HSKA100ER32X160	584
HSKA100ER40X100	584
HSKA100ER40X120	584
HSKA100ER40X160	584
HSKA100ER50X100	584
HSKA100FM40SA100	577
HSKA100FM40SA160	577
HSKA100FM40SA60	577
HSKA100FM60SA160	577
HSKA100FM60SA75	577
HSKA100HC12SA095-G6	587
HSKA100HC16SA100-G6	587
HSKA100HC20SA105-G6	587
HSKA100HC25SA110-G6	587
HSKA100HC32SA110-G6	587
HSKA100ODP10X112	580
HSKA100ODP10X137	580
HSKA100ODP10X57	580
HSKA100ODP10x87	580
HSKA100ODP12X137	580
HSKA100ODP12X187	580
HSKA100ODP12X237	580
HSKA100ODP12X57	580
HSKA100ODP12X87	580
HSKA100ODP16X137	580
HSKA100ODP16X187	580
HSKA100ODP16X237	580
HSKA100ODP16X57	580
HSKA100ODP16X87	580
HSKA100SM22SA100	577
HSKA100SM22SA160	577
HSKA100SM22SA50	577
HSKA100SM22SK087	578
HSKA100SM22SK137	578
HSKA100SM22SK187	578
HSKA100SM22SK237	578
HSKA100SM27SA100	577
HSKA100SM27SA160	577
HSKA100SM27SA50	577
HSKA100SM27SK087	578
HSKA100SM27SK137	578
HSKA100SM27SK187	578
HSKA100SM27SK237	578
HSKA100SM27SK287	578
HSKA100SM27SK337	578
HSKA100SM32SA100	577
HSKA100SM32SA160	577
HSKA100SM32SA50	577
HSKA100SRKIN10x120	586

Designation Ref. de l'article	Page
HSKA100SRKIN10x160	586
HSKA100SRKIN10x90	586
HSKA100SRKIN12x120	586
HSKA100SRKIN12x160	586
HSKA100SRKIN12x95	586
HSKA100SRKIN14x120	586
HSKA100SRKIN14x160	586
HSKA100SRKIN14x95	586
HSKA100SRKIN16x100	586
HSKA100SRKIN16x120	586
HSKA100SRKIN16x160	586
HSKA100SRKIN18x100	586
HSKA100SRKIN18x160	586
HSKA100SRKIN20x105	586
HSKA100SRKIN20x160	586
HSKA100SRKIN25x115	586
HSKA100SRKIN32x120	586
HSKA100SRKIN6x120	586
HSKA100SRKIN6x160	586
HSKA100SRKIN6x85	586
HSKA100SRKIN8x120	586
HSKA100SRKIN8x160	586
HSKA100SRKIN8x85	586
HSKA100Z4SA080	553
HSKA100Z4SB080	553
HSKA100Z5SA080	553
HSKA50Z4SA060	553
HSK-A63 MF12.100	588
HSK-A63 MF20.85	588
HSK-A63 MF32.105	588
HSKA63EM10X65	581
HSKA63EM12X80	581
HSKA63EM14X80	581
HSKA63EM16X80	581
HSKA63EM18X80	581
HSKA63EM20X100E	582
HSKA63EM20X80	581
HSKA63EM25X110	581
HSKA63EM25X110E	582
HSKA63EM32X110	581
HSKA63EM32X110E	582
HSKA63EM40X120E	582
HSKA63EM6X65	581
HSKA63EM8X65	581
HSKA63ER16X100	583
HSKA63ER16X120	583
HSKA63ER16X160	583
HSKA63ER20X100	583
HSKA63ER20X120	583
HSKA63ER20X160	583
HSKA63ER25X100	584
HSKA63ER25X120	584

INDEX / INDEX ALPHANUMÉRIQUE

Designation Ref. de l'article	Page
HSKA63ER25X160	584
HSKA63ER25X80	584
HSKA63ER32X100	584
HSKA63ER32X120	584
HSKA63ER32X140	584
HSKA63ER32X160	584
HSKA63ER32X80	584
HSKA63ER40X100	584
HSKA63ER40X120	584
HSKA63ER40X80	584
HSKA63FM40SA100	577
HSKA63FM40SA60	577
HSKA63HC10SA080-G6	587
HSKA63HC12SA085-G6	587
HSKA63HC16SA090-G6	587
HSKA63HC20SA090-G6	587
HSKA63ODP10X109	579
HSKA63ODP10X134	579
HSKA63ODP10X184	579
HSKA63ODP10X59	579
HSKA63ODP10X84	579
HSKA63ODP12X109	579
HSKA63ODP12X134	579
HSKA63ODP12X184	579
HSKA63ODP12X59	579
HSKA63ODP12X84	579
HSKA63ODP16X109	579
HSKA63ODP16X134	579
HSKA63ODP16X184	579
HSKA63ODP16X59	579
HSKA63ODP16X84	579
HSKA63ODP6X109	579
HSKA63ODP6X59	579
HSKA63ODP8X109	579
HSKA63ODP8X134	579
HSKA63ODP8X184	579
HSKA63ODP8X59	579
HSKA63ODP8x84	579
HSKA63SM16SA50	577
HSKA63SM22SA100	577
HSKA63SM22SA50	577
HSKA63SM22SK084	578
HSKA63SM22SK134	578
HSKA63SM22SK184	578
HSKA63SM22SK234	578
HSKA63SM27SA084	578
HSKA63SM27SA100	577
HSKA63SM27SA134	578
HSKA63SM27SA184	578
HSKA63SM27SA234	578
HSKA63SM27SA284	578
HSKA63SM27SA334	578

Designation Ref. de l'article	Page
HSKA63SM27SA60	577
HSKA63SM27SA60-02	577
HSKA63SM32SA100	577
HSKA63SM32SA60	577
HSKA63SRKIN10X120	585
HSKA63SRKIN10X160	585
HSKA63SRKIN10X85	585
HSKA63SRKIN12X120	585
HSKA63SRKIN12X160	585
HSKA63SRKIN12X90	585
HSKA63SRKIN14X120	585
HSKA63SRKIN14X160	585
HSKA63SRKIN14X90	585
HSKA63SRKIN16X120	585
HSKA63SRKIN16X160	585
HSKA63SRKIN16X95	585
HSKA63SRKIN18X160	585
HSKA63SRKIN18X95	585
HSKA63SRKIN20X100	585
HSKA63SRKIN20X120	585
HSKA63SRKIN20X160	585
HSKA63SRKIN25X115	585
HSKA63SRKIN32X120	585
HSKA63SRKIN6X120	585
HSKA63SRKIN6X160	585
HSKA63SRKIN6X80	585
HSKA63SRKIN8X120	585
HSKA63SRKIN8X160	585
HSKA63SRKIN8X80	585
HSKA63T06X50	571
HSKA63T08X50	571
HSKA63T10X55	571
HSKA63T12X55	571
HSKA63T15X60	571
HSKA63Z4SA062	553
HSKA63Z4SB062	553
HSKA80Z4SA068	553
HSKA80Z5SA080	553
HW M 10X12 EM SCREW	636
HW M 12X16 EM SCREW	636
HW M 14X16 EM SCREW	636
HW M 16X16 EM SCREW	636
HW M 18X20 EM SCREW	636
HW M 20X20 EM SCREW	636
HW M 24X25 EM SCREW	636
HW M 6X10 EM SCREW	636
HW M 8X10 EM SCREW	636
IEE211-001	163
IEE211-001-P	163
IEE311-001	163
IEE311-001-P	163
IEE311-002	163

Designation Ref. de l'article	Page
IEE311-002-P	163
IEE311-004	163
IEE312-001	163
IEE312-001-P	163
IEE312-002	163
IEE312-002-P	163
IEE312-004	163
IK14	498
IK21	504
IK30	512
IK40	520
INCER060.042.015Z3	365
INCER080.056.020Z3	365
INCER100.070.025Z3	365
INCER120.110.030Z3	365
INCER160.190.035Z3	365
INCOO040.028.010Z3	356
INCOO040.028.012Z3K14	356
INCOO040.028.020Z3	356
INCOO040.028.040Z3K17	356
INCOO050.035.025Z3	356
INCOO050.035.040Z3	356
INCOO060.042.015Z3K24	356
INCOO060.042.020Z3K16	356
INCOO060.042.020Z3K24	356
INCOO060.042.025Z3	356
INCOO060.042.040Z3	356
INCOO060.042.060Z3	356
INCOO080.056.020Z3K16	356
INCOO080.056.020Z3K20	356
INCOO080.056.030Z3	356
INCOO080.056.060Z3	356
INCOO100.070.040Z3	356
INCOO120.080.050Z3	356
INNOT050.020.020Z4C	360
INNOT050.050.020Z4C	360
INNOT060.010.019Z5C	362
INNOT060.020.025Z4C	360
INNOT060.050.025Z4C	360
INNOT060.100.025Z4C	360
INNOT060.200.025Z4C	360
INNOT080.010.025Z5C	362
INNOT080.030.032Z4W	360
INNOT080.080.032Z4C	360
INNOT080.100.032Z4C	360
INNOT080.200.032Z4C	360
INNOT080.300.032Z4C	360
INNOT100.010.033Z5C	362
INNOT100.080.032Z4C	360
INNOT100.100.032Z4C	360
INNOT100.200.032Z4C	360
INNOT100.300.032Z4C	360

INDEX / INDEX ALPHANUMÉRIQUE

Designation Ref. de l'article	Page
INNOT120.020.038Z5C	362
INNOT120.080.038Z4C	360
INNOT120.100.038Z4C	360
INNOT120.200.038Z4C	360
INNOT120.300.038Z4C	360
INNOT120.400.038Z4C	360
INNOT120.400.038Z4W	360
INNOT140.080.038Z4C	360
INNOT140.300.038Z4C	360
INNOT160.020.050Z5C	362
INNOT160.020.050Z5W	362
INNOT160.100.050Z4W	360
INNOT160.200.050Z4C	360
INNOT160.300.050Z4C	360
INNOT160.400.050Z4W	360
INNOT160.500.050Z4C	360
INNOT200.020.062Z5C	362
INNOT200.020.062Z5W	362
INNOT200.100.062Z4W	360
INNOT200.200.062Z4C	360
INNOT200.200.062Z4W	360
INNOT200.250.062Z4C	360
INNOT200.300.062Z4C	360
INNOT200.400.062Z4C	360
INNOT200.400.062Z4W	360
INNOT250.300.069Z4C	360
INNOT250.400.069Z4C	361
INNOV060.010.019Z4C	357
INNOV060.010.019Z4W	357
INNOV060.010.019Z5C	358
INNOV060.010.025Z4C	357
INNOV060.010.025Z4W	357
INNOV060.010.025Z5C	358
INNOV080.010.025Z4C	357
INNOV080.010.025Z4W	357
INNOV080.010.025Z5C	358
INNOV080.010.025Z5W	358
INNOV080.010.033Z4C	357
INNOV080.010.033Z4W	357
INNOV080.020.040Z3C	364
INNOV080.020.041Z3CCB	363
INNOV080.200.041Z3C	364
INNOV100.010.032Z4C	357
INNOV100.010.032Z4W	357
INNOV100.010.032Z5C	358
INNOV100.010.032Z5W	358
INNOV100.010.042Z4W	357
INNOV100.010.042Z5C	358
INNOV100.020.041Z3C	364
INNOV100.020.041Z3CCB	363
INNOV100.200.041Z3C	364
INNOV100.200.041Z3CCB	363

Designation Ref. de l'article	Page
INNOV120.020.038Z4C	357
INNOV120.020.038Z4W	357
INNOV120.020.038Z5C	358
INNOV120.020.038Z5W	358
INNOV120.020.041Z3C	364
INNOV120.020.041Z3CCB	363
INNOV120.020.050Z4C	357
INNOV120.020.050Z4W	357
INNOV120.020.050Z5W	358
INNOV120.200.041Z3C	364
INNOV120.200.041Z3CCB	363
INNOV120.400.041Z3C	364
INNOV120.400.041Z3CCB	363
INNOV160.020.050Z4W	357
INNOV160.020.050Z5C	358
INNOV160.020.050Z5W	358
INNOV160.020.060Z3CCB	363
INNOV160.020.066Z4W	357
INNOV160.020.066Z5W	358
INNOV160.050.060Z3C	364
INNOV160.200.047Z3CCB	363
INNOV160.200.060Z3C	364
INNOV160.200.060Z3CCB	363
INNOV160.200.065Z3C	364
INNOV160.400.060Z3C	364
INNOV160.400.060Z3CCB	363
INNOV200.020.060Z3CCB	363
INNOV200.020.062Z4C	357
INNOV200.020.062Z4W	357
INNOV200.020.062Z5C	358
INNOV200.020.065Z3C	364
INNOV200.020.082Z4C	357
INNOV200.020.082Z4W	357
INNOV200.020.082Z5C	358
INNOV200.020.082Z5W	358
INNOV200.020.100Z3C	364
INNOV200.200.060Z3C	364
INNOV200.200.060Z3CCB	363
INNOV200.400.060Z3CCB	363
INNOV200.400.100Z3CCB	363
INNOV250.040.070Z5C	358
INNOV250.040.095Z5C	358
INRAP040.200.012Z4	355
INRAP040.200.020Z4	355
INRAP060.300.020Z4	355
INRAP060.300.030Z4	355
INRAP080.400.026Z4	355
INRAP080.400.040Z4	355
INRAP100.500.028Z4	355
INRAP100.500.040Z4	355
INRAP120.600.030Z4	355
IS14	498

Designation Ref. de l'article	Page
IS21	504
IS30	512
IS40	520
IXE412-001	163
IXE412-001-P	163
IXE412-002	163
IXE412-002-P	163
IXE412-003	163
IXE412-004	163
IXE413-001	167
IXE413-001-P	167
IXE413-002	167
IXE413-002-P	167
IXE413-003	167
IXE413-004	167
IXE414-001	167
IXE414-001-P	167
IXE414-002	167
IXE414-002-P	167
IXE414-003	167
IXE414-004	167
KJ5D035R00	111
KJ5D040R00	111
KJ5D050R00	111
KJ5D063R00	111
KJ5G050R00	112
KJ5G063R00	112
KJ5G080R00	112
KJ5G100R00	112
KJ5G125R00	112
KJ5P063R00	113
KJ5P080R00	113
KJ5P100R00	113
KJ5P125R00	113
KJ5P160R00	113
KJ6D040R00	111
KJ6D050R00	111
KJ6D063R00	111
KJ6G050R00	112
KJ6G063R00	112
KJ6G080R00	112
KJ6G100R00	112
KJ6G125R00	112
KJ6P063R00	113
KJ6P080R00	113
KJ6P100R00	113
KJ6P125R00	113
KJ6P160R00	113
KOMT050104R	395
KR012-002	117
LD2000060JFR00	416
LD2000100JFR00	417

INDEX / INDEX ALPHANUMÉRIQUE

Designation Ref. de l'article	Page
LD2000160JFR00	418
LD2100063JFR00	416
LD2100105JFR00	417
LD2100168JFR00	418
LD2200066JFR00	416
LD2200110JFR00	417
LD2200176JFR00	418
LD2300069JFR00	416
LD2300115JFR00	417
LD2300184JFR00	418
LD2400072JGR00	416
LD2400120JGR00	417
LD2400192JGR00	418
LD2500075JGR00	416
LD2500125JGR00	417
LD2500200JGR00	418
LD2600078JGR00	416
LD2600130JGR00	417
LD2600208JGR00	418
LD2700081JGR00	416
LD2700135JGR00	417
LD2700216JGR00	418
LD2800084JGR00	416
LD2800140JGR00	417
LD2800224JGR00	418
LD2900087JGR00	416
LD2900145JGR00	417
LD2900232JGR00	418
LD3000090JGR00	416
LD3000150JGR00	417
LD3000240JGR00	418
LD3100093JGR00	416
LD3100155JGR00	417
LD3100248JGR00	418
LD3200096JHR00	416
LD3200160JHR00	417
LD3200256JHR00	418
LD3300099JHR00	416
LD3300165JHR00	417
LD3300264JHR00	418
LD3400102JHR00	416
LD3400170JHR00	417
LD3400272JHR00	418
LD3500105JHR00	416
LD3500175JHR00	417
LD3500280JHR00	418
LD3600108JHR00	416
LD3600180JHR00	417
LD3600288JHR00	418
LD3700111JHR00	416
LD3700185JHR00	417
LD3700296JHR00	418

Designation Ref. de l'article	Page
LD3800114JHR00	416
LD3800190JHR00	417
LD3800304JHR00	418
LD3900117JHR00	416
LD3900195JHR00	417
LD3900312JHR00	418
LD4000120JHR00	416
LD4000200JHR00	417
LD4000320JHR00	418
LNXF0905R01	277
LPA2000R01	419
LPA2050R01	419
LPA2100R01	419
LPA2150R01	419
LPA2200R01	419
LPA2250R01	419
LPA2300R01	419
LPA2350R01	419
LPA2400R01	419
LPA2450R01	419
LPA2500R01	419
LPA2550R01	419
LPA2600R01	419
LPA2650R01	419
LPA2700R01	419
LPA2750R01	419
LPA2800R01	419
LPA2850R01	419
LPA2900R01	419
LPA2950R01	419
LPA3000R01	419
LPA3050R01	419
LPA3100R01	419
LPA3150R01	419
LPA3200R01	419
LPA3250R01	419
LPA3300R01	419
LPA3350R01	419
LPA3400R01	419
LPA3450R01	419
LPA3500R01	419
LPA3550R01	419
LPA3600R01	419
LPA3650R01	419
LPA3700R01	419
LPA3750R01	419
LPA3800R01	419
LPA3850R01	419
LPA3900R01	419
LPA3950R01	419
LPA4000R01	419
LPA4050R01	419

Designation Ref. de l'article	Page
LPA4100R01	419
LPC2000R01	419
LPC2050R01	419
LPC2100R01	419
LPC2150R01	419
LPC2200R01	419
LPC2250R01	419
LPC2300R01	419
LPC2350R01	419
LPC2400R01	419
LPC2450R01	419
LPC2500R01	419
LPC2550R01	419
LPC2600R01	419
LPC2650R01	419
LPC2700R01	419
LPC2750R01	419
LPC2800R01	419
LPC2850R01	419
LPC2900R01	419
LPC2950R01	419
LPC3000R01	419
LPC3050R01	419
LPC3100R01	419
LPC3150R01	419
LPC3200R01	419
LPC3250R01	419
LPC3300R01	419
LPC3350R01	419
LPC3400R01	419
LPC3450R01	419
LPF2000R01	419
LPF2050R01	419
LPF2100R01	419
LPF2150R01	419
LPF2200R01	419
LPF2250R01	419
LPF2300R01	419
LPF2350R01	419
LPF2400R01	419
LPF2450R01	419
LPF2500R01	419
LPF2550R01	419
LPF2600R01	419
LPF2650R01	419
LPF2700R01	419
LPF2750R01	419
LPF2800R01	419
LPF2850R01	419
LPF2900R01	419
LPF2950R01	419
LPF3000R01	419

INDEX / INDEX ALPHANUMÉRIQUE

Designation Ref. de l'article	Page
LPF3050R01	419
LPF3100R01	419
LPF3150R01	419
LPF3200R01	419
LPF3250R01	419
LPF3300R01	419
LPF3350R01	419
LPF3400R01	419
LPF3450R01	419
LPF3500R01	419
LPF3550R01	419
LPF3600R01	419
LPF3650R01	419
LPF3700R01	419
LPF3750R01	419
LPF3800R01	419
LPF3850R01	419
LPF3900R01	419
LPF3950R01	419
LPF4000R01	419
LPF4050R01	419
LPF4100R01	419
LPHT060204R-DT	481
L-W 2	277
LYEU14050IS-1	499
LYEU14075IS-1	499
LYEU14075IS-X-1	499
LYEU14100IS-1	499
LYEU14100IS-X-1	499
LYEU14100UN-1	499
LYEU14120UN-1	499
LYEU14120UN-X-1	499
LYEU14125IS-1	499
LYEU14125IS-X-1	499
LYEU14140BT-1	499
LYEU14140BW-1	499
LYEU14140NF-1	499
LYEU14140NT-1	499
LYEU14140UN-1	499
LYEU14140UN-X-1	499
LYEU14150IS-1	499
LYEU14150IS-X-1	499
LYEU14160BW-1	499
LYEU14160UN-1	499
LYEU14160UN-X-1	499
LYEU14175IS-1	499
LYEU14175IS-X-1	499
LYEU14180NF-1	499
LYEU14180NT-1	499
LYEU14180PG-1	499
LYEU14180UN-1	499
LYEU14180UN-X-1	499

Designation Ref. de l'article	Page
LYEU14190BT-1	499
LYEU14190BW-1	499
LYEU14200BW-1	499
LYEU14200IS-1	499
LYEU14200IS-X-1	499
LYEU14200UN-1	499
LYEU14200UN-X-1	499
LYEU14240BW-1	499
LYEU14240UN-1	499
LYEU14240UN-X-1	499
LYEU14250IS-1	499
LYEU14250IS-X-1	499
LYEU14270UN-1	499
LYEU14280UN-1	499
LYEU14280UN-X-1	499
LYEU14320UN-1	499
LYEU14320UN-X-1	499
LYEU21070UN-1	505
LYEU21080UN-1	505
LYEU21100IS-1	505
LYEU21100IS-X-1	505
LYEU21100UN-1	505
LYEU21100UN-X-1	505
LYEU21110BT-1	505
LYEU21110BW-1	505
LYEU21115NF-1	505
LYEU21115NT-1	505
LYEU21120UN-1	505
LYEU21120UN-X-1	505
LYEU21140BT-1	505
LYEU21140BW-1	505
LYEU21140NF-1	505
LYEU21140NT-1	505
LYEU21140UN-1	505
LYEU21140UN-X-1	505
LYEU21150IS-1	505
LYEU21150IS-X-1	505
LYEU21160PG-1	505
LYEU21160UN-1	505
LYEU21160UN-X-1	505
LYEU21175IS-1	505
LYEU21180PG-1	505
LYEU21180UN-1	505
LYEU21180UN-X-1	505
LYEU21190BW-1	505
LYEU21200BW-1	505
LYEU21200IS-1	505
LYEU21200IS-X-1	505
LYEU21200UN-1	505
LYEU21200UN-X-1	505
LYEU21240UN-1	505
LYEU21240UN-X-1	505

Designation Ref. de l'article	Page
LYEU21250IS-1	505
LYEU21250IS-X-1	505
LYEU21300IS-1	505
LYEU21300IS-X-1	505
LYEU21350IS-1	505
LYEU30060UN-1	513
LYEU30060UN-X-1	513
LYEU30080NF-1	513
LYEU30080NT-1	513
LYEU30080UN-1	513
LYEU30080UN-X-1	513
LYEU30100UN-1	513
LYEU30100UN-X-1	513
LYEU30110BT-1	513
LYEU30110BW-1	513
LYEU30115NF-1	513
LYEU30115NT-1	513
LYEU30120UN-1	513
LYEU30120UN-X-1	513
LYEU30140BW-1	513
LYEU30140UN-1	513
LYEU30140UN-X-1	513
LYEU30150IS-1	513
LYEU30150IS-X-1	513
LYEU30160BW-1	513
LYEU30160PG-1	513
LYEU30160UN-1	513
LYEU30160UN-X-1	513
LYEU30180UN-1	513
LYEU30180UN-X-1	513
LYEU30200IS-1	513
LYEU30200IS-X-1	513
LYEU30200UN-1	513
LYEU30200UN-X-1	513
LYEU30300IS-1	513
LYEU30300IS-X-1	513
LYEU30350IS-1	513
LYEU30350IS-X-1	513
LYEU30400IS-1	513
LYEU30400IS-X-1	513
LYEU30450IS-1	513
LYEU30500IS-1	513
LYEU40040UN-1	521
LYEU40045UN-1	521
LYEU40060UN-1	521
LYEU40060UN-X-1	521
LYEU40080BW-1	521
LYEU40080NF-1	521
LYEU40080NT-1	521
LYEU40080UN-1	521
LYEU40080UN-X-1	521
LYEU40100UN-1	521

INDEX / INDEX ALPHANUMÉRIQUE

Designation Ref. de l'article	Page
LYEU40100UN-X-1	521
LYEU40110BT-1	521
LYEU40110BW-1	521
LYEU40115NT-1	521
LYEU40120UN-1	521
LYEU40120UN-X-1	521
LYEU40140UN-1	521
LYEU40140UN-X-1	521
LYEU40150IS-1	521
LYEU40150IS-X-1	521
LYEU40160UN-1	521
LYEU40160UN-X-1	521
LYEU40200IS-1	521
LYEU40200IS-X-1	521
LYEU40300IS-1	521
LYEU40300IS-X-1	521
LYEU40350IS-1	521
LYEU40400IS-1	521
LYEU40400IS-X-1	521
LYEU40450IS-1	521
LYEU40500IS-1	521
LYEU40500IS-X-1	521
LYEU40550IS-1	521
LYEU40600IS-1	521
LYEU40600IS-X-1	521
M 10 CLAMP SCREW SEM 22	634
M 12 CLAMP SCREW SEM 27	634
M 16 CLAMP SCREW SEM 32	634
M 20 CLAMP SCREW SEM 40	634
M 24 CLAMP SCREW SEM 50	634
M 8 CLAMP SCREW SEM 16	634
MNCU060304FR-P	25
MNCU060308FR-P	25
MNCU090404FR-AL	30
MNCU090408FR-AL	30
MNCU110608FR-AL	32
MNCU140708FR-AL	110
MNHU040202R-M	23
MNHU040204R-M	23
MNHU040208R-M	23
MNHU060304R	25
MNHU060304R-PH	25
MNHU060308R	25
MNHU060308R-PH	25
MNHU060312R	25
MNHU060312R-PH	25
MNHU060316R	25
MNHU060316R-PH	25
MNHU060320R	25
MNHU060320R-PH	25
MNHU090408R-M	30
MNHU090408R-ML	30

Designation Ref. de l'article	Page
MNHU090416R-M	30
MNHU110608PNR-M	32
MNHU110608R-M	32
MNHU140708PNR-M	110
MNHU140708R-M	110
MOD06T06SK016	575
MOD08T06SK016	575
MOD08T06SK025	575
MOD08T08SK016	575
MOD08T08SK025	575
MOD10T06SK025	575
MOD10T08SK020	575
MOD10T08SK025	575
MOD12PA14SA030	552
MOD12PA19SA030	552
MOD12PA24SA030	552
MOD12T08SK020	575
MOD12T08SK025	575
MTECB 06031C7 0.7ISO	529
MTECB 06032C6 32UN	530
MTECB 06038C10 0.5ISO	529
MTECB 06038C9 0.8 ISO	529
MTECB 06045C10 0.75ISO	529
MTECB 06046C10 1.0ISO	529
MTECB 06046C14 1.0ISO	529
MTECB 06056C14 18UN	530
MTECB 0605C11 28UN	530
MTECB 0606C12 1.0ISO	529
MTECB 0606C14 1.25ISO	529
MTECB 0606C14 32UN	530
MTECB 0606C19 1.25ISO	529
MTECB 08066C14 24UN	530
MTECB 08067C16 16UN	530
MTECB 08076C10 27NPT	532
MTECB 08077C20 14UN	530
MTECB 08078C14 28BSPT	531
MTECB 08078C14 28W	531
MTECB 08078C17 1.5ISO	529
MTECB 08078C24 1.5ISO	529
MTECB 0808C21 20UN	530
MTECB 0808D16 1.0ISO	529
MTECB 0808D21 24UN	530
MTECB 10092C22 13UN	530
MTECB 1009C20 1.75ISO	529
MTECB 1009C28 1.75ISO	529
MTECB 1010C27 2.0ISO	529
MTECB 1010D16 18NPT	532
MTECB 1010D16 19BSPT	531
MTECB 1010D16 19W	531
MTECB 1010D21 1.5ISO	529
MTECB 1010D22 20UN	530
MTECB 1010D24 1.0ISO	529

Designation Ref. de l'article	Page
MTECB 12113D26 18UN	530
MTECB 12118D27 2.0ISO	529
MTECB 12118D39 2.0ISO	529
MTECB 1212D26 1.5ISO	529
MTECB 16144D34 10UN	530
MTECB 16155D22 14NPT	532
MTECB 1615E33 2.5ISO	529
MTECB 1615E48 2.5ISO	529
MTECB 1616D38 11W	531
MTECB 1616E26 14BSPT	531
MTECB 1616E26 14W	531
MTECB 1616F33 1.5ISO	529
MTECB 2018D58 3.0ISO	529
MTECB 20195D42 8UN	530
MTECB 2020D39 8NPT	532
MTECD 06032C11 0.7ISO	540
MTECD 0604C14 0.8ISO	540
MTECD 08047C14 1.0ISO	540
MTECD 08061D18 1.25ISO	540
MTECD 08078D23 1.5ISO	540
MTECD 1009D26 1.75ISO	540
MTECD 12118D35 2.0ISO	540
MTECI 0605D20 A60	528
MTECI 0808D28 A60	528
MTECI 0808D30 A60	528
MTECI 1010D35 A60	528
MTECI 1212E40 A60	528
MTECI 1614E45 A60	528
MTECI 1616E50 A60	528
MTECS 03011C4 0.3ISO	536
MTECS 03012C5 0.35ISO	536
MTECS 03016C6 0.4ISO	536
MTECS 06016C4 0.4ISO	536
MTECS 06017C5 0.45ISO	536
MTECS 06019C5 48UN	537
MTECS 06021C6 40UN	537
MTECS 06024C6 0.5ISO	536
MTECS 06024C9 0.5ISO	536
MTECS 06024C9 40UN	537
MTECS 06025C7 32UN	537
MTECS 06028C7 0.6ISO	536
MTECS 0602C5 0.45ISO	536
MTECS 0602C7 0.45ISO	536
MTECS 06031C12 0.7ISO	536
MTECS 06031C9 0.7ISO	536
MTECS 06032C12 32UN	537
MTECS 06032C9 32UN	537
MTECS 06033C9 36UN	537
MTECS 06035C10 24UN	537
MTECS 06037C10 32UN	537
MTECS 06037C15 32UN	537
MTECS 06038C12 0.8ISO	536

INDEX / INDEX ALPHANUMÉRIQUE

Designation Ref. de l'article	Page
MTECS 06038C16 0.8ISO	536
MTECS 06047C14 1.0ISO	536
MTECS 06047C14 20UN	537
MTECS 06047C19 20UN	537
MTECS 06047C20 1.0ISO	536
MTECS 0605C14 28UN	537
MTECS 0605C19 28UN	537
MTECS 0606C17 18UN	537
MTECS 0606C18 1.25ISO	536
MTECS 0606C23 18UN	537
MTECS 0606C24 1.25ISO	536
MTECS 08066C17 24UN	537
MTECS 08066C24 24UN	537
MTECS 08067C22 16UN	537
MTECS 08077C25 14UN	537
MTECS 08078C23 1.5ISO	536
MTECS 0808C25 20UN	537
MTECS 10092C27 13UN	537
MTECS 1009C26 1.75ISO	536
MTECS 12114C34 11UN	537
MTECS 12118D35 2.0ISO	536
MTECS 1615E43 2.5ISO	536
MTECS06032C10 0.7MJ	538
MTECS06033C10 32UNJ	538
MTECS06039C12 0.8MJ	538
MTECS06048C15 1.0MJ	538
MTECS06049C16 20UNJ	538
MTECS08051C16 28UNJ	538
MTECS08061C20 1.25MJ	538
MTECS08061C20 18UNJ	538
MTECS08067C20 24UNJ	538
MTECS08069C24 16UNJ	538
MTECS0808C25 1.5MJ	538
MTECS0808C28 20UNJ	538
MTECS10092C30 1.75MJ	538
MTECS10094C27 13UNJ	538
MTECS1010C35 2.0MJ	538
MTECSH 06012C4 80UN	541
MTECSH 06016C4 0.4ISO	539
MTECSH 06017C5 0.45ISO	539
MTECSH 06019C5 48UN	541
MTECSH 06021C6 40UN	541
MTECSH 06024C6 0.5ISO	539
MTECSH 06024C7 40UN	541
MTECSH 06024C9 0.5ISO	539
MTECSH 06028C7 0.6ISO	539
MTECSH 0602C5 0.45ISO	539
MTECSH 0602C7 0.45ISO	539
MTECSH 06031C12 0.7ISO	539
MTECSH 06031C9 0.7ISO	539
MTECSH 06032C12 32UN	541
MTECSH 06032C9 32UN	541

Designation Ref. de l'article	Page
MTECSH 06035C10 24UN	541
MTECSH 06037C10 32UN	541
MTECSH 06037C15 32UN	541
MTECSH 06038C12 0.8ISO	539
MTECSH 06038C16 0.8ISO	539
MTECSH 06042C11 28UN	541
MTECSH 06047C14 1.0ISO	539
MTECSH 06047C19 20UN	541
MTECSH 06047C20 1.0ISO	539
MTECSH 0605C14 28UN	541
MTECSH 0605C19 28UN	541
MTECSH 0606C17 18UN	541
MTECSH 0606C18 1.25ISO	539
MTECSH 0606C23 18UN	541
MTECSH 0606C24 1.25ISO	539
MTECSH 08066C17 24UN	541
MTECSH 08066C24 24UN	541
MTECSH 08067C22 16UN	541
MTECSH 08078C23 1.5ISO	539
MTECSH 10092C27 13UN	541
MTECSH 1009C26 1.75ISO	539
MTECSH 12118D35 2.0ISO	539
MTECSH 1212D35 18UN	541
MTECZ 06048C10 1.0ISO	533
MTECZ 0606C12 1.0ISO	533
MTECZ 0606C14 1.25ISO	533
MTECZ 0606C19 1.25ISO	533
MTECZ 08067C16 16UN	534
MTECZ 08076C10 27NPT	535
MTECZ 08076C10 27NPTF	535
MTECZ 08078C14 28W	534
MTECZ 08078C17 1.5ISO	533
MTECZ 0808D16 1.0ISO	533
MTECZ 1009C20 1.75ISO	533
MTECZ 1009C28 1.75ISO	533
MTECZ 1010C27 2.0ISO	533
MTECZ 1010D16 18NPT	535
MTECZ 1010D16 18NPTF	535
MTECZ 1010D16 19W	534
MTECZ 1010D21 1.5ISO	533
MTECZ 1010D22 20UN	534
MTECZ 12113D26 18UN	534
MTECZ 12118D27 2.0ISO	533
MTECZ 1212D26 1.5ISO	533
MTECZ 16144D34 10UN	534
MTECZ 1616D38 11W	534
MTECZ 1616E26 14W	534
MTECZ 1616E33 1.5ISO	533
MTED12.2-1-W20-14	498
MTED13.7-1-C10C-14	500
MTED13.7-1-C10C-14-B	500
MTED13.7-1-CST06-14	502

Designation Ref. de l'article	Page
MTED14.5-1-W20-14	498
MTED15.2-1-C12C-14	500
MTED15.8-1-CST08-14	502
MTED17.0-1-W20-14	498
MTED18-1-W20-21	504
MTED20.0-2-W20-14	498
MTED20/D0.79-2-CST10-14	502
MTED20/D0.79-3-CST10-14	502
MTED21/D0.82-1-CST10-21	508
MTED21-1-C16C-21	506
MTED21-1-C16C-21-B	506
MTED21-1-W20-21	504
MTED25-1-W20-21	504
MTED27-1-C20C-30	514
MTED27-1-CST12-30	516
MTED29-1-W25-30	512
MTED30.4/D1.2-2-CST15-21	508
MTED30.4/D1.2-3-CST15-21	508
MTED30-2-W25-21	504
MTED31-1-W25-30	512
MTED38-1-W32-30	512
MTED40-2-W32-30	512
MTED48-1-W40-40	520
MTED50-2-W40-40	520
MTFD063-4-22-30	518
MTFD063-5-22-21	510
MTFD080-4-27-30	518
MTFD080-4-27-40	522
MTFD100-4-32-30	518
MTFD100-4-32-40	522
MULTI CLAMP 100 A/C	649
MULTI CLAMP 40 E/F	649
MULTI CLAMP 50 A/C	649
MULTI CLAMP 50 E/F	649
MULTI CLAMP 63 A/C	649
MULTI CLAMP 63 E/F	649
MW 4.3X8	445
MW 5.5X10	445
MW 6.4X12	445
NBEU1603M0R	216
NBEU2004M0R	216
NBEU2505M0R	216
NBEU3207M0R	216
NQHB0802R20	225
NQHB1003R25	225
NQHB1203R30	225
NQHB1604R40	225
NQHB2005R50	225
NQHB2506R63	225
NQHB3007R75	225
NQHG0802M0R-FM	225
NQHG0802M0R-SM	225

INDEX / INDEX ALPHANUMÉRIQUE

Designation Ref. de l'article	Page
NQHG1003MOR-FM	225
NQHG1003MOR-SM	225
NQHG1203MOR-FM	225
NQHG1203MOR-SM	225
NQHG1604MOR-FM	225
NQHG1604MOR-SM	225
NQHG2005MOR-FM	225
NQHG2005MOR-SM	225
NQHG2506MOR-FM	225
NQHG2506MOR-SM	225
NQHG3007MOR-FM	225
NQHG3007MOR-SM	225
NQHG3207MOR-FM	225
NQHG3207MOR-SM	225
NQHL1203R24	225
NQHL1604R32	225
NQHL2005R40	225
NQHL2506R50	225
NQHL3007R60	225
NUT ER11 UM	644
NUT ER16 TOP	644
NUT ER16 UM	644
NUT ER20 TOP	644
NUT ER20 UM	644
NUT ER25 TOP	644
NUT ER25 UM	644
NUT ER32 TOP	644
NUT ER32 UM	644
NUT ER40 TOP	644
NUT ER40 UM	644
NUT ER50 UM	644
OFCT05T3AFFN-P	142
OFCT05T3AFTN-HR	142
OFCT05T3TN	142
OFCT0705AFFN-P	143
OFCT0705AFFR-W	143
OFCT0705AFTN-HR	143
OFMT05T3AFN-HR	142
OFMT0705AFR-HR	143
OFMT0705AFTN	143
OFMW05T3AFTN	142
OFMW0705AFTN	143
ON5H050R00	139
ON5H063R00	139
ON5H080R00	139
ON5H100R00	139
ON5H125R00	139
ON5H160R00	139
ON6H040R00	139
ON6H050R00	139
ON6H063R00	139
ON6H080R00	139

Designation Ref. de l'article	Page
ON6H100R00	139
ON6H125R00	139
ON6H160R00	139
ONCQ0906ANN	140
ONCU050520TN	139
ONCU0505ANEN	139
ONCU0505ANFN-P	139
ONCU0505ANN	139
ONCU0505ANTN-HR	139
ONCU0505ANTN-W	139
ONCU090612TN-HR	140
ONCU090612TN-W	140
ONCU090630TN	140
ONCU0906ANFN-WE	140
ONCU0906ANTN-HR	140
ONCU0906ANTN-W	140
OP5N080R00	141
OP5N100R00	141
OP5N125R00	141
OP5N160R00	141
OP6N063R00	140
OP6N080R00	140
OP6N100R00	140
OP6N125R00	140
OP6N160R00	140
PAD-G04-08	425
PAD-GP04-016-045DC	478
PAD-GP04-016-050DC	478
PAD-GP04-016-055DC	481
PAD-GP05-018-060	481
PAD-GP05-018-060DC	481
PAD-GP05-018-075	481
PAD-GP05-018-075DC	481
PAD-GP06-020-085	483
PAD-GP06-020-085DC	483
PAD-GP06-020-100	483
PAD-GP06-020-100DC	483
PAD-GP06-020-120	483
PAD-GP06-020-120DC	483
PAD-GP07-020-120	484
PAD-GP07-020-120DC	484
PAR5092	121
PASSFEDER A10x8x32	641
PASSFEDER A12x8x36	641
PASSFEDER A4x4x20	641
PASSFEDER A6x6x25	641
PASSFEDER A7x7x25	641
PASSFEDER A8x7x28	641
PEMT0502ZCTR-HR	273
PN072-03	98
PNCQ0804GNTN	151
PNCU0503GNFR-P	144

Designation Ref. de l'article	Page
PNCU0805GNFR-HS	151
PNCU0805GNFR-P	151
PNCU0805GNR	151
PNCU0805GNTR	151
PNCU0805GNTR-W	151
PNMU0503GNTR	144
PRESET ER-JET 10X1.5	637
PRESET ER-JET 12X1	637
PRESET ER-JET 12X1.75	637
PRESET ER-JET 12X1.75L	637
PRESET ER-JET 14X1	637
PRESET ER-JET 16X2	637
PRESET ER-JET 16X2L	637
PRESET ER-JET 18X1	637
PRESET ER-JET 18X1.5	637
PRESET ER-JET 18X1.5L	637
PRESET ER-JET 22X1.5	637
PRESET ER-JET 22X1.5L	637
PRESET ER-JET 28X1.5	637
PRESET ER-JET 8X1	637
PRESET ER-JET 8X1.25	637
PRESET SCREW 04X0.7	637
PRESET SCREW 05X0.8	637
PRESET SCREW 06X1.0	637
PRESET SCREW 10X1.5	637
PRESET SCREW 22X1.5	637
PRESET SCREW 22X1.5 B	637
PS BT40 45° M16 MAS1	632
PS BT40 45° M16 MAS1 B	632
PS BT40 60° M16 MAS2	632
PS BT40 60° M16 MAS2 B	632
PS BT40 90° M16 MAS3	632
PS BT40 90° M16 MAS3 B	632
PS BT50 45° M24 MAS1	632
PS BT50 45° M24 MAS1 B	632
PS BT50 60° M24 MAS2	632
PS BT50 60° M24 MAS2 B	632
PS BT50 90° M24 MAS3	632
PS BT50 90° M24 MAS3 B	632
PS CAT30 45 M12 ISO B	632
PS CAT40 45 M16 ISO B	632
PS CAT50 45 M24 ISO B	632
PS SK 40 15 M16 DIN O	632
PS SK 40 15 M16 DIN O B	
PS SK40 15 M16 DIN	632
PS SK40 15 M16 DIN B	632
PS SK50 15 M24 DIN	632
PS SK50 15 M24 DIN B	632
Q0125038WWR00	454
Q0130026WWR00	450
Q0130039WWR00	454
Q0130052WWR00	460

INDEX / INDEX ALPHANUMÉRIQUE

Designation Ref. de l'article	Page
Q0130065WWR00	464
Q0135041WWR00	454
Q0140028WWR00	450
Q0140042WWR00	454
Q0140056WWR00	460
Q0140070WWR00	464
Q0145044WWR00	454
Q0150030WWR00	450
Q0150045WWR00	454
Q0150060WWR00	460
Q0150075WWR00	464
Q0155047WXR00	454
Q0160032WXR00	450
Q0160048WXR00	454
Q0160064WXR00	460
Q0160080WXR00	464
Q0165050WXR00	454
Q0170034WXR00	450
Q0170051WXR00	454
Q0170068WXR00	460
Q0170085WXR00	464
Q0175051WXR00	454
Q0180036WXR00	450
Q0180054WXR00	454
Q0180072WXR00	460
Q0180090WXR00	464
Q0185055WXR00	454
Q0190038WXR00	450
Q0190057WXR00	454
Q0190076WXR00	460
Q0190095WXR00	464
Q0195057WXR00	454
Q0200040WXR00	450
Q0200060WXR00	454
Q0200080WXR00	460
Q0200100WXR00	464
Q0205061WXR00	454
Q0210042WXR00	450
Q0210063WXR00	454
Q0210084WXR00	460
Q0210105WXR00	464
Q0215064WXR00	454
Q0220044WXR01	450
Q0220066WXR01	454
Q0220088WXR01	460
Q0220110WXR00	464
Q0225067WXR00	454
Q0230046WXR00	450
Q0230069WXR00	454
Q0230092WXR00	460
Q0230115WXR00	464
Q0235070WXR00	454

Designation Ref. de l'article	Page
Q0240048WXR00	450
Q0240072WXR00	454
Q0240096WXR00	460
Q0240120WXR00	464
Q0245074WXR00	454
Q0250050WXR00	450
Q0250075WXR00	454
Q0250100WXR00	460
Q0250125WXR00	464
Q0255077WXR00	454
Q0260052WXR00	450
Q0260078WXR00	454
Q0260104WXR00	460
Q0260130WXR00	464
Q0265079WXR00	454
Q0270054WXR00	450
Q0270081WXR00	454
Q0270108WXR00	460
Q0270135WXR00	464
Q0275083WXR00	454
Q0280056WXR00	450
Q0280084WXR00	456
Q0280112WXR00	460
Q0280140WXR00	466
Q0285085WYR01	456
Q0290058WYR01	450
Q0290087WYR01	456
Q0290116WYR01	460
Q0290145WYR00	466
Q0295088WYR00	456
Q0300060WYR00	452
Q0300090WYR00	456
Q0300120WYR00	462
Q0300150WYR00	466
Q0310062WYR00	452
Q0310093WYR00	456
Q0310124WYR00	462
Q0310155WYR00	466
Q0320064WYR00	452
Q0320096WYR00	456
Q0320128WYR00	462
Q0320160WYR00	466
Q0330066WYR00	452
Q0330099WYR00	456
Q0330132WYR00	462
Q0330165WYR00	466
Q0340068WYR00	452
Q0340102WYR00	456
Q0340136WYR00	462
Q0340170WYR00	466
Q0345104WYR00	456
Q0350070WYR00	452

Designation Ref. de l'article	Page
Q0350105WYR00	456
Q0350140WYR00	462
Q0350175WYR00	466
Q0360072WYR00	452
Q0360108WYR00	456
Q0360144WYR00	462
Q0360180WYR00	466
Q0370074WYR00	452
Q0370111WYR00	456
Q0370148WYR00	462
Q0370185WYR00	466
Q0375113WYR00	456
Q0380076WYR00	452
Q0380114WYR00	456
Q0380152WYR00	462
Q0380190WYR00	466
Q0390078WYR00	452
Q0390117WYR00	456
Q0390156WYR00	462
Q0390195WYR00	466
Q0400080WYR00	452
Q0400120WYR00	456
Q0400160WYR00	462
Q0400200WYR00	466
Q0405122WYR00	456
Q0410082WZR00	452
Q0410123WZR00	456
Q0410164WZR00	462
Q0410205WZR00	466
Q0420084WZR01	452
Q0420126WZR01	456
Q0420168WZR01	462
Q0430086WZR01	452
Q0430129WZR01	456
Q0430172WZR01	462
Q0440088WZR00	452
Q0440132WZR00	456
Q0440176WZR00	462
Q0450090WZR00	452
Q0450135WZR00	456
Q0450180WZR00	462
Q0460092WZR00	452
Q0460138WZR00	456
Q0460184WZR00	462
Q0465140WZR00	456
Q0470094WZR00	452
Q0470141WZR00	456
Q0470188WZR00	462
Q0480096WZR00	452
Q0480144WZR00	456
Q0480192WZR00	462
Q0490098WZR00	452

INDEX / INDEX ALPHANUMÉRIQUE

Designation Ref. de l'article	Page
Q0490147WZR00	456
Q0490196WZR00	462
Q0500100WZR00	452
Q0500150WZR00	456
Q0500200WZR00	462
Q0500250WQR00	466
Q0505152WZR00	456
Q0510133WQR01	468
Q0510153WZR00	458
Q0510186WQR00	470
Q0520156WZR00	458
Q0530159WZR00	458
Q0540140WQR01	468
Q0540162WZR00	458
Q0540196WQR00	470
Q0550165WZR00	458
Q0560168WZR00	458
Q0570155WQR01	468
Q0570171WZR00	458
Q0570217WQR00	470
Q0580174WZR00	458
Q0590177WZR00	458
Q0600180WZR00	458
Q0630165WQR01	468
Q0630231WQR00	470
Q0670183WQR01	468
Q0670256WQR00	470
Q0740200WQR00	468
Q0740280WQR00	470
QHU050040F1R00	236
QHU052040F1R00	236
QHU066050F2R00	236
QHU080050F2R00	236
QR0120024JER00	428
QR0120036JER00	432
QR0120048JER00	436
QR0120060JER00	440
QR0125039JER00	432
QR0130026JER00	428
QR0130039JER00	432
QR0130052JER00	436
QR0130065JER00	440
QR0135042JER00	432
QR0140028JER00	428
QR0140042JER00	432
QR0140056JER00	436
QR0140070JER00	440
QR0145045JER00	432
QR0150030JER00	428
QR0150045JER00	432
QR0150060JER00	436
QR0150075JER00	440

Designation Ref. de l'article	Page
QR0155048JER00	432
QR0160032JER00	428
QR0160048JER00	432
QR0160064JER00	436
QR0160080JER00	440
QR0165051JFR00	432
QR0170034JFR00	428
QR0170051JFR00	432
QR0170068JFR00	436
QR0170085JFR00	440
QR0175036JFR00	428
QR0175054JFR00	432
QR0175072JFR00	436
QR0180036JFR00	428
QR0180054JFR00	432
QR0180072JFR00	436
QR0180090JFR00	440
QR0185057JFR00	432
QR0190038JFR00	428
QR0190057JFR00	432
QR0190076JFR00	436
QR0190095JFR00	440
QR0195040JFR00	428
QR0195060JFR00	432
QR0195080JFR00	436
QR0200040JFR00	428
QR0200060JFR00	432
QR0200080JFR00	436
QR0200100JFR00	440
QR0205063JFR00	432
QR0210042JFR00	428
QR0210063JFR00	432
QR0210084JFR00	436
QR0210105JFR00	440
QR0215066JFR00	432
QR0220044JFR00	428
QR0220066JFR00	432
QR0220088JFR00	436
QR0220110JFR00	440
QR0225069JFR00	432
QR0230046JFR00	428
QR0230069JFR00	432
QR0230092JFR00	436
QR0230115JFR00	440
QR0235072JFR00	432
QR0240048JFR00	428
QR0240072JFR00	432
QR0240096JFR00	436
QR0240120JFR00	440
QR0245075JFR00	432
QR0250050JFR00	428
QR0250075JFR00	432

Designation Ref. de l'article	Page
QR0250100JFR00	436
QR0250125JFR00	440
QR0255078JFR00	432
QR0260052JFR00	428
QR0260078JFR00	432
QR0260104JFR00	436
QR0260130JFR00	440
QR0265081JFR00	434
QR0270054JFR00	430
QR0270081JFR00	434
QR0270108JFR00	438
QR0270135JFR00	442
QR0275084JFR00	434
QR0280056JFR00	430
QR0280084JFR00	434
QR0280112JFR00	438
QR0280140JFR00	442
QR0285087JGR00	434
QR0290058JGR00	430
QR0290087JGR00	434
QR0290116JGR00	438
QR0290145JGR00	442
QR0295090JGR00	434
QR0300060JGR00	430
QR0300090JGR00	434
QR0300120JGR00	438
QR0300150JGR00	442
QR0310062JGR00	430
QR0310093JGR00	434
QR0310124JGR00	438
QR0310155JGR00	442
QR0320064JGR00	430
QR0320096JGR00	434
QR0320128JGR00	438
QR0320160JGR00	442
QR0330066JGR00	430
QR0330099JGR00	434
QR0330132JGR00	438
QR0330165JGR00	442
QR0340068JGR00	430
QR0340102JGR00	434
QR0340136JGR00	438
QR0340170JGR00	442
QR0345105JGR00	434
QR0350070JGR00	430
QR0350105JGR00	434
QR0350140JGR00	438
QR0350175JGR00	442
QR0360072JGR00	430
QR0360108JGR00	434
QR0360144JGR00	438
QR0360180JGR00	442

INDEX / INDEX ALPHANUMÉRIQUE

Designation Ref. de l'article	Page
QR0370074JGR00	430
QR0370111JGR00	434
QR0370148JGR00	438
QR0370185JGR00	442
QR0375114JGR00	434
QR0380076JGR00	430
QR0380114JGR00	434
QR0380152JGR00	438
QR0380190JGR00	442
QR0390078JGR00	430
QR0390117JGR00	434
QR0390156JGR00	438
QR0390195JGR00	442
QR0400080JGR00	430
QR0400120JGR00	434
QR0400160JGR00	438
QR0400200JGR00	442
QR0405123JGR00	434
QR0410082JHR00	430
QR0410123JHR00	434
QR0410164JHR00	438
QR0410205JHR00	442
QR0420084JHR00	430
QR0420126JHR00	434
QR0420168JHR00	438
QR0420210JHR00	442
QR0430086JHR00	430
QR0430129JHR00	434
QR0430172JHR00	438
QR0430215JHR00	442
QR0440088JHR00	430
QR0440132JHR00	434
QR0440176JHR00	438
QR0440220JHR00	442
QR0450090JHR00	430
QR0450135JHR00	434
QR0450180JHR00	438
QR0450225JHR00	442
QR0460092JHR00	430
QR0460138JHR00	434
QR0460184JHR00	438
QR0460230JHR00	442
QR0465141JHR00	434
QR0470094JHR00	430
QR0470141JHR00	434
QR0470188JHR00	438
QR0470235JHR00	442
QR0480096JHR00	430
QR0480144JHR00	434
QR0480192JHR00	438
QR0480240JHR00	442
QR0490098JHR00	430

Designation Ref. de l'article	Page
QR0490147JHR00	434
QR0490196JHR00	438
QR0490245JHR00	442
QR0500100JHR00	430
QR0500150JHR00	434
QR0500200JHR00	438
QR0500250JHR00	442
QR0505153JHR00	434
QR0510110JJR00	444
QR0510165JJR00	446
QR0510220JJR00	448
QR0560120JJR00	444
QR0560180JJR00	446
QR0560240JJR00	448
QR0610130JJR00	444
QR0610195JJR00	446
QR0610260JJR00	448
QR0660140JJR00	444
QR0660210JJR00	446
QR0660280JJR00	448
QR0710150JJR00	444
QR0710225JJR00	446
QR0710300JJR00	448
QR0760160JJR00	444
QR0760240JJR00	446
QR0760320JJR00	448
RC 12.03	640
RC 12.04	640
RC 12.06	640
RC 12.08	640
RC 12.10	640
RC 20.03	640
RC 20.04	640
RC 20.05	640
RC 20.06	640
RC 20.08	640
RC 20.10	640
RC 20.12	640
RC 20.14	640
RC 20.16	640
RC 32.03	640
RC 32.04	640
RC 32.05	640
RC 32.06	640
RC 32.08	640
RC 32.10	640
RC 32.12	640
RC 32.14	640
RC 32.16	640
RC 32.18	640
RC 32.20	640
RC 32.25	640

Designation Ref. de l'article	Page
RCLT1204M0N-CC1	204
RCLT1204M0N-CC2	204
RCLT1204M0N-CP	204
RCLT1204M0TN-PH2	204
RCLT1606M0N-CC	205
RCLT1606M0N-CC1	205
RCLT1606M0N-CP	205
RCLT1606M0TN-PH	205
RCLT1606M0TN-PH2	205
RHHT0802M0FN-P	185
RHHT0802M0TN	185
RHHT0802M0TN-P	185
RHHT1003M0FN-P	186
RHHT1003M0TN	186
RHHT1003M0TN-P	186
RHHT1204M0FN-P	187
RHHT1204M0TN	187
RHHT1204M0TN-P	187
RHHT1605M0FN-P	188
RHHT1605M0TN	188
RHHT1605M0TN-P	188
RHHW0602M0TN	184
RHHW0802M0TN	185
RHHW1003M0TN	186
RHHW1204M0TN	187
RHHW1605M0TN	188
RHKT1605M0TN-PH2	188
RHKT2006M0TN-PH	199
RHKT2006M0TN-PH2	199
RHKW1003M0TN	186
RHKW1204M0TN	187
RHKW1605M0TN	188
RHKW2006M0TN	199
RNLU1004M0N-M	208
RNLU1004M0N-S	208
RNLU1205M0N-M	209
RNLU1205M0N-S	209
RNLU1606M0N-M	212
RNLU1606M0N-S	212
RPLX10T3M0N-HR1	200
RPLX10T3M0TN-FL	200
RPLX10T3M0TN-HR	200
RPLX1204M0N-HR1	201
RPLX1204M0TN-FL	201
RPLX1204M0TN-HR	201
S008T05CA020	565
S008T05CA040	565
S008T05CA060	565
S008T05DA015	563
S008T05DA070	563
S008T05HA020	567
S008T05HA040	567

INDEX / INDEX ALPHANUMÉRIQUE

Designation Ref. de l'article	Page
S008T05HA060	567
S008T05SA015	562
S008T05SA070	562
S010MOD06CA031-01	603
S010MOD06CA040-01	603
S010MOD06CA060-01	603
S010MOD06CA080-01	603
S010MOD06CA100-01	603
S010T06CA020	565
S010T06CA040	565
S010T06CA040-01	565
S010T06CA060	565
S010T06CA064	565
S010T06CA100	565
S010T06DA010	562
S010T06DA010-01	563
S010T06DA012-01	563
S010T06DA020	562
S010T06HA020	567
S010T06HA040	567
S010T06HA060	567
S010T06NA018	564
S010T06SA010	562
S010T06SA020	562
S012MOD06CA031-01	603
S012MOD06CA035-01	603
S012MOD06CA040-01	603
S012MOD06CA060-02	603
S012MOD06CA080-01	603
S012MOD06CA100-01	603
S012MOD06CA100-02	603
S012MOD06VA020	604
S012MOD06VA070	604
S012T05CK060	569
S012T05CK080	569
S012T05HK060	570
S012T05HK080	570
S012T05SA150	562
S012T06CK060	569
S012T06HK060	570
S012T08CA020	565
S012T08CA020-02	566
S012T08CA040	565
S012T08CA040-02	566
S012T08CA060	565
S012T08CA060-01	566
S012T08CA078	565
S012T08CA080	565
S012T08CA080-01	566
S012T08DA012	562
S012T08DA012-01	563
S012T08DA014-01	563

Designation Ref. de l'article	Page
S012T08DA015	562
S012T08DA042-01	563
S012T08HA020	567
S012T08HA040	567
S012T08HA060	567
S012T08HA080	567
S012T08NA018	564
S012T08SA012	562
S012T08SA015	562
S014MOD08CA035-01	603
S016LPSA-16	576
S016LQSA-18	576
S016LQSA-19	576
S016MOD08CA055-01	603
S016MOD08CA135-01	603
S016MOD08CK040-01	605
S016MOD08CK060-01	605
S016MOD08CK080-01	605
S016MOD08CK100-01	605
S016MOD08CK120-01	605
S016MOD08HA040	602
S016MOD08HA060	602
S016MOD08HA080	602
S016MOD08HA100	602
S016MOD08HK040	605
S016MOD08HK060	605
S016MOD08HK080	605
S016MOD08HK100	605
S016MOD08HK120	605
S016MOD08VA006	604
S016MOD08VA056	604
S016T05CK100	569
S016T06CK080	569
S016T06CK100	569
S016T06CK120	569
S016T06HK080	570
S016T06HK100	570
S016T06HK120	570
S016T06SA200	562
S016T06SK034	568
S016T06SK045	568
S016T08CK080	569
S016T08CK100	569
S016T08HK080	570
S016T08HK100	570
S016T08SK022	568
S016T10CA040	565
S016T10CA040-03	566
S016T10CA060	565
S016T10CA060-02	566
S016T10CA080	565
S016T10CA100	565

Designation Ref. de l'article	Page
S016T10DA016	562
S016T10DA016-02	563
S016T10DA018	562
S016T10DA020-01	563
S016T10DA042-01	563
S016T10HA020	567
S016T10HA040	567
S016T10HA060	567
S016T10HA080	567
S016T10HA100	567
S016T10NA023	564
S016T10SA016	562
S016T10SA018	562
S018MOD10CA152-01	603
S020LPSA-10	576
S020LRSA-23	576
S020MOD10CA055-01	603
S020MOD10CA135-01	603
S020MOD10CK040-01	605
S020MOD10CK060-01	605
S020MOD10CK080-01	605
S020MOD10CK100-01	605
S020MOD10CK120-01	605
S020MOD10HK040	605
S020MOD10HK060	605
S020MOD10HK080	605
S020MOD10HK100	605
S020MOD10HK120	605
S020MOD10VA006	604
S020MOD10VA024	604
S020MOD10VA070	604
S020MOD10VA125	604
S020T08CK120	569
S020T08HK120	570
S020T08SA250	562
S020T08SK080	568
S020T10CK100	569
S020T10CK120	569
S020T10CK140	569
S020T10CK160	569
S020T10HK100	570
S020T10HK120	570
S020T10HK140	570
S020T10HK160	570
S020T12CA040	565
S020T12CA040-01	566
S020T12CA080	565
S020T12CA080-01	566
S020T12CA120	565
S020T12CA120-01	566
S020T12DA025	562
S020T12DA025-01	563

INDEX / INDEX ALPHANUMÉRIQUE

Designation Ref. de l'article	Page
S020T12DA048-01	563
S020T12HA040	567
S020T12HA080	567
S020T12HA120	567
S020T12SA025	562
S025LQSA-10	576
S025LQSA-57	576
S025MOD12CA060-01	603
S025MOD12CA080-03	603
S025MOD12CA100-01	603
S025MOD12CA157-01	603
S025MOD12CA207-02	603
S025MOD12VA015	604
S025MOD12VA045	604
S025MOD12VA110	604
S025MOD12VA155	604
S025T10SA250	562
S025T12CK120	569
S025T12CK140	569
S025T12HK120	570
S025T12HK140	570
S025T12HK140-01	570
S025T12HK160-01	570
S025T12SK040	568
S025T12SK100	568
S025T15CA060	565
S025T15CA100	565
S025T15CA150	565
S025T15DA035-01	563
S025T15DA050-01	563
S025T15SA035	562
S032LRSA-10	576
S032MOD16CA207-01	603
S032MOD16VA014	604
S032MOD16VA090	604
S032MOD16VA108	604
S032MOD16VA159	604
S032MOD16VA207	604
S032T12SK080	568
S032T15CK150	569
S032T15CK200	569
S032T15SA009	562
S040T15SK100	568
S20PA14SA100	552
S20PA19SA100	552
S20PA24SA100	552
SA050R01	638
SA060R01	638
SA080-21	642
SA080R01	638
SA100-45	642
SA100R01	638

Designation Ref. de l'article	Page
SA120R01	638
SA160R01	638
SB025-00	121
SB040-03	119
SB060-01	117
SC050-01	22
SC050-14	136
SCLT050204N	396
SCLT050204N-PH	396
SDCT050204FN-P	173
SDCT080305FN-P	118
SDE-31-201	159
SDE-31-202	159
SDE-42-201	159
SDE-42-202	159
SDE-42-203	159
SDE-43-201	159
SDE-44-201	159
SDE-44-202	159
SDE-45-201	159
SDES130508N-PF	237
SDES130508N-PF1	237
SDES130515N	128
SDES1906MPR-MR1	256
SDGT07T308-HP	232
SDGT140512-HP	453
SDMS130512R-PP	237
SDMS130515R-PH	128
SDMS130516R-PP	148
SDMS190620R-PH	256
SDMS1906ZPR-PP	149
SDMT050204N	173
SDMT080305N	118
SDMW080305TN	118
SDMW080305TN-W	118
SDXS0402MPR-MM	242
SDXS0402MPR-MR1	242
SDXS0603MPR-MM	245
SDXS0603MPR-MR	245
SDXS0603MPR-MR1	245
SDXS0904MPR-MM	249
SDXS0904MPR-MR	249
SDXS0904MPR-MR1	249
SDXS0904MPR-MRH	249
SDXS130515N-HR	251
SDXS130515R-PH	251
SDXS1305MPR-MM	251
SDXS1305MPR-MR	251
SDXS1305MPR-MR1	251
SDXS1605MPR-MM	254
SDXS1605MPR-MR	254
SDXS1605MPR-MR1	254

Designation Ref. de l'article	Page
SDXS1906MPR-MR	256
SF035-01	187
SF2B050R00	99
SF2B063R00	99
SF2B080R00	99
SF2B100R00	99
SF2B125R00	99
SF2B160R00	99
SF2B200R00	99
SF2B250R00	99
SFC 2	157
SFC 3	157
SFJ 2	157
SFJ 3	157
SG CD26-29-TP	425
SG CD30-35-TP	425
SG CD36-39-TP	425
SG CD40-43-TP	425
SG CD44-50-TP	425
SGM-44R001	120
SH M4X0.7X16	445
SH M5X0.8X16	445
SH M6x1.0x20	469
SH M6X1X20	445
SHET110502FR-P	71
SHET110505FR-P	71
SHET110508FR-P	71
SHET110516FR-P	71
SHET110524FN-P	71
SHET110532FN-P	71
SHET110540FN-P	129
SHGT050204-HP	396
SHGT060204-HP	232
SHGT090408-HP	232
SHGT110408-HP	453
SHLT060204N	232
SHLT060204N-PH	232
SHLT090408N	232
SHLT090408N-PH1	232
SHLT110408N	453
SHLT110408N-PH1	453
SHU050040F1R51	235
SHU052040F1R51	235
SHU066050F2R51	235
SHU080050F2R51	235
SJ5Y032R00	114
SJ5Y040R00	114
SJ5Y050R00	114
SJ5Y063R00	114
SJ5Y080R00	114
SJ6Y032R00	114
SJ6Y040R00	114

INDEX / INDEX ALPHANUMÉRIQUE

Designation Ref. de l'article	Page
SJ6Y050R00	114
SJ6Y063R00	114
SJ6Y080R00	114
SM06-L105-C12	601
SM06-L125-C16	601
SM06-L60-C10	601
SM08-L128-C16	601
SM08-L170-C20	601
SM08-L73-C16	601
SM10-L130-C20	601
SM10-L200-C25	601
SM10-L80-C20	601
SM12-L200-C32	601
SM12-L86-C25	601
SM16-L230-C32	601
SM16-L95-C32	601
SM18-033-00	49
SM18-041-00	23
SM20-043-00	173
SM22-046-00	395
SM22-052-00	232
SM25-024-80	162
SM25-049-00	184
SM25-054-00	60
SM25-060-90	52
SM25-064-00	44
SM25-064-01	270
SM25-065-R0	37
SM25-075-20	213
SM25-080-B1	225
SM30-053-00	185
SM30-065-00	118
SM30-068-30	24
SM30-075-R0	249
SM30-082-20	70
SM30-083-B1	225
SM30-085-10	216
SM35-034-50	159
SM35-042-50	159
SM35-070-00	179
SM35-076-10	200
SM35-088-10	30
SM35-088-60	47
SM35-089-00	176
SM35-107-H0	115
SM40-050-50	159
SM40-060-50	159
SM40-070-00	193
SM40-070-50	167
SM40-080-10	186
SM40-080-50	159
SM40-085-20	73

Designation Ref. de l'article	Page
SM40-090-00	204
SM40-093-20	71
SM40-093-21	73
SM40-100-10	32
SM40-100-R0	39
SM40-106-50	159
SM40-106-B1	225
SM40-110-00	22
SM40-115-00	146
SM40-120-20	120
SM40-143-H0	93
SM45-120-R0	113
SM50-100-10	188
SM50-105-10	205
SM50-113-20	430
SM50-120-10	207
SM50-122-50	425
SM50-127-10	110
SM50-130-R0	138
SM50-139-B1	225
SM50-160-00	496
SM50-160-10	136
SM50-190-00	497
SM60-135-R0	149
SM60-167-B1	225
SM70-210-B1	224
SM80-250-B1	224
SNCG11T308TN-HR	119
SNCN11T308TN	119
SO 25065I	428
SO 35080I	201
SOMT040204SK	429
SOMT050204HP	429
SOMT050204NG	429
SOMT050204PS	429
SOMT050204SK	429
SOMT060204HP	429
SOMT060204NG	429
SOMT060204PS	429
SOMT060204SK	429
SOMT070306HP	429
SOMT070306NG	429
SOMT070306PS	429
SOMT070306SK	429
SOMT08T306HP	429
SOMT08T306NG	429
SOMT08T306PS	429
SOMT08T306SK	429
SOMT09T308HP	431
SOMT09T308NG	431
SOMT09T308PS	431
SOMT09T308SK	431

Designation Ref. de l'article	Page
SOMT11T308HP	431
SOMT11T308NG	431
SOMT11T308PS	431
SOMT11T308SK	431
SOMT130408HP	431
SOMT130408NG	431
SOMT130408PS	431
SOMT130408SK	431
SOMT150510HP	431
SOMT150510NG	431
SOMT150510PS	431
SOMT150510SK	431
SPGX060204WG	425
SPGX07T308WG	425
SPGX090408WG	425
SPGX110408WG	425
SPGX140512WG	425
SPLT07T308N	232
SPLT07T308N-PH	232
SPLT120408N-PH	469
SPLT140512N	453
SPLT140512N-PH	453
SQGU070308R-ML	52
SQGU070408TR-M	52
SQGU100408PNR-MMP	54
SQGU100408PNR-MP	54
SQGU100408TR-M	54
SQGU1105ANR-M	146
SQGU1406ANR-M	147
SR M2.5X0.35L3.8	478
SR10503833L040	481
SR14-506	482
SR14-560/S	481
SR14-571/S	482
SR16-212/L10	484
SR34-506	482
SSC 100 2 22KR00-TB	157
SSC 100 3 22KR00-TB	157
SSC 125 2 27KR00-TB	157
SSC 125 3 27KR00-TB	157
SSC 160 2 32KR00-TB	157
SSC 160 3 32KR00-TB	157
SSC 80 2 22KR00-TB	157
SSC 80 3 22KR00-TB	157
SW6-T-SH	420
T05T05SA-10	575
T06T06SA-10	575
T08T08SA-10	575
T10T10SA-15	575
T12T12SA-15	575
T15T15SA-17	575
TC0680021JCR01	395

INDEX / INDEX ALPHANUMÉRIQUE

Designation Ref. de l'article	Page
TC0850026JCR01	395
TC1020030JDR01	395
TC1020063JER00	396
TC1200035JDR01	395
TC1400039JER01	395
TC1400067JFR00	396
TC1750042JER01	395
TC2100048JFR01	395
TC2100086JGR00	396
TCHH110204FR-PW	134
TCHW110204R-W	134
TD 7	425
TD 8	425
TD0400012T7R00	387
TD0400020T7R00	388
TD0450014T7R00	387
TD0450023T7R00	388
TD0500015T7R00	387
TD0500025T7R00	388
TD0550017T7R00	387
TD0550028T7R00	388
TD0600009JCR00	389
TD0600012T6R00	404
TD0600018JCR00	390
TD0600018X7R00	403
TD0600030JCR00	391
TD0600048T2R00	393
TD0650010JCR00	389
TD0650020JCR00	390
TD0650020X7R00	403
TD0650033JCR00	391
TD0650052T2R00	393
TD0700011JCR00	389
TD0700021JCR00	390
TD0700021X7R00	403
TD0700035JCR00	391
TD0700056JCR00	392
TD0700056T2R00	393
TD0750011JCR00	389
TD0750023JCR00	390
TD0750023X7R00	403
TD0750038JCR00	391
TD0750060JCR00	392
TD0750060T2R00	393
TD0800012JCR00	389
TD0800019T6R00	404
TD0800024JCR00	390
TD0800024X7R00	403
TD0800040JCR00	391
TD0800064JCR00	392
TD0800064T2R00	393
TD0800096T2R00	394

Designation Ref. de l'article	Page
TD0850026JCR00	390
TD0850026X7R00	403
TD0850043JCR00	391
TD0850068JCR00	392
TD0850068T2R00	393
TD0850102T2R00	394
TD0900014JCR00	389
TD0900027JCR00	390
TD0900027X7R00	403
TD0900045JCR00	391
TD0900072JCR00	392
TD0900072T2R00	393
TD0900108T2R00	394
TD0950029JCR00	390
TD0950029X7R00	403
TD0950048JCR00	391
TD0950076JCR00	392
TD0950076T2R00	393
TD0950114T2R00	394
TD1000015JDR00	389
TD1000020T8R00	404
TD1000030JDR00	390
TD1000030X7R00	403
TD1000050JDR00	391
TD1000080JDR00	392
TD1000080T3R00	393
TD1000120T3R00	394
TD1000200MTR00	409
TD1000400MTR00	409
TD1050032JDR00	390
TD1050032X7R00	403
TD1050053JDR00	391
TD1050084JDR00	392
TD1050084T3R00	393
TD1050126T3R00	394
TD1050200MTR00	409
TD1050400MTR00	409
TD1100017JDR00	389
TD1100033JDR00	390
TD1100033X7R00	403
TD1100055JDR00	391
TD1100088JDR00	392
TD1100088T3R00	393
TD1100132T3R00	394
TD1100200MTR00	409
TD1100400MTR00	409
TD1150035JDR00	390
TD1150035X7R00	403
TD1150058JDR00	391
TD1150092JDR00	392
TD1150092T3R00	393
TD1150138T3R00	394

Designation Ref. de l'article	Page
TD1150200MTR00	409
TD1150400MTR00	409
TD1200018JDR00	389
TD1200036JDR00	390
TD1200036X7R00	403
TD1200060JDR00	391
TD1200096JDR00	392
TD1200096T3R00	393
TD1200144T3R00	394
TD1200200MTR00	409
TD1200400MTR00	409
TD1250037JDR00	390
TD1250038X7R00	403
TD1250062JDR00	391
TD1250100JDR00	392
TD1250100T3R00	393
TD1250150T3R00	394
TD1250200MTR00	409
TD1250400MTR00	409
TD1300020JDR00	389
TD1300039JDR00	390
TD1300039X7R00	403
TD1300065JDR00	391
TD1300104JDR00	392
TD1300104T3R00	393
TD1300156T3R00	394
TD1300200MTR00	409
TD1300250MTR00	409
TD1300400MTR00	409
TD1350041JDR00	390
TD1350041X7R00	403
TD1350068JDR00	391
TD1350108JDR00	392
TD1350108T3R00	393
TD1350162T3R00	394
TD1350200MTR00	409
TD1350250MTR00	409
TD1350400MTR00	409
TD1400021JDR00	389
TD1400042JDR00	390
TD1400042X7R00	403
TD1400070JDR00	391
TD1400112JDR00	392
TD1400112T3R00	393
TD1400168T3R00	394
TD1400200MTR00	409
TD1400250MTR00	409
TD1400400MTR00	409
TD1450044JDR00	390
TD1450044X7R00	403
TD1450073JDR00	391
TD1450116JDR00	392

INDEX / INDEX ALPHANUMÉRIQUE

Designation Ref. de l'article	Page
TD1450116T3R00	393
TD1450174T3R00	394
TD1450200MTR00	409
TD1450250MTR00	409
TD1450400MTR00	409
TD15	216
TD1500023JER00	389
TD1500045JER00	390
TD1500045X7R00	403
TD1500075JER00	391
TD1500120JER00	392
TD1500120T4R00	393
TD1500180T4R00	394
TD1500400MTR00	409
TD1600024JER00	389
TD1600048JER00	390
TD1600048X7R00	403
TD1600080JER00	391
TD1600128JER00	392
TD1600128T4R00	393
TD1600192T4R00	394
TD1600400MUR00	409
TD1700026JER00	389
TD1700051JER00	390
TD1700051X7R00	403
TD1700085JER00	391
TD1700136JER00	392
TD1700136T4R00	393
TD1700204T4R00	394
TD1700400MUR00	409
TD1800027JFR00	389
TD1800054JFR00	390
TD1800054X7R00	403
TD1800090JFR00	391
TD1800144JFR00	392
TD1800144T5R00	393
TD1800216T5R00	394
TD1800400MUR00	409
TD1900029JFR00	389
TD1900057JFR00	390
TD1900057X7R00	403
TD1900095JFR00	391
TD1900152JFR00	392
TD1900152T5R00	393
TD1900228T5R00	394
TD1900400MUR00	409
TD2000030JFR00	389
TD2000060JFR00	390
TD2000060X7R00	403
TD2000100JFR00	391
TD2000160JFR00	392
TD2000160T5R00	393
TD2000240T5R00	394
TD2000400MUR00	409
TD2100032JFR00	389
TD2100063JFR00	390
TD2100105JFR00	391
TD2100168JFR00	392
TD2100168T5R00	393
TD2100252T5R00	394
TD2100400MUR00	409
TD2200033JFR00	389
TD2200066JFR00	390
TD2200110JFR00	391
TD2200176JFR00	392
TD2200176T5R00	393
TD2200264T5R00	394
TD2200400MUR00	409
TD2300035JGR00	389
TD2300069JGR00	390
TD2300115JGR00	391
TD2300184JGR00	392
TD2300184U7R00	393
TD2300276U7R00	394
TD2300400MUR00	409
TD2400036JGR00	389
TD2400072JGR00	390
TD2400120JGR00	391
TD2400192JGR00	392
TD2400192U7R00	393
TD2400288U7R00	394
TD2400400MUR00	409
TD2500038JGR00	389
TD2500075JGR00	390
TD2500125JGR00	391
TD2500200JGR00	392
TD2500200U7R00	393
TD2500300U7R00	394
TD2500400MUR00	409
TDPS 0512-T7	425
TDPS 0618-T8	425
TDPS 0722-W3.0	425
TFLT15T303N	177
TFLT15T308N	177
TG1F032R00	262
TG1F032R01	262
TG1F040R00	262
TG1F042R00	262
TG1F042R10	262
TG1F050R00	262
TG1F052R00	262
TG1F063R00	262
TG1F066R00	262
TG1F080R00	262
TG1F085R00	262
TG1G050R00	264
TG1G052R00	264
TG1G063R00	264
TG1G066R00	264
TG1G080R00	264
TG1J050R00	266
TG1J052R00	266
TG1J063R00	266
TG1J066R00	266
TG1J066R01	266
TG1J080R00	266
TG1J100R00	266
TG1V032R00	272
TG1V040R00	272
TG1V050R00	272
TG1V050R01	272
TG1V052R00	272
TG1V063R00	272
TG2G050R00	264
TG2G052R00	264
TG2G063R00	264
TG2G066R00	264
TG2G080R00	264
TG2J050R00	266
TG2J063R00	266
TG2J080R00	266
TG2J100R00	266
THES060404FR-P	37
THES060408FR-P	37
THES060408R	37
THES100504FR-P	39
THES100504R	39
THES100508FR-P	39
THES100508R	39
THES100516R	39
THES130608FR-P	113
THES130608R	113
THLS040202R-M	34
THLS040204R-M	34
THLS060404R	37
THLS060404R-HR	37
THLS060408R	37
THLS060408R-HR	37
THLS060416R	37
THLS100508R	39
THLS100508R-HR	39
THLS100516R	39
THLS100524R	39
THLS130608R	113
THLS130608R-HR	113
THLS130616R	113

INDEX / INDEX ALPHANUMÉRIQUE

Designation Ref. de l'article	Page
THLS130624R	113
THLS130632R	113
TIMC 1.6	154
TIMC 2	154
TIMC 2.4	154
TIMC 3	154
TIMC 4	154
TJ1D032R00	106
TJ1D032R01	106
TJ1D040R00	106
TJ1D040R01	106
TJ1D050R00	106
TJ1D050R01	106
TJ1D063R00	106
TJ1D063R01	106
TJ5F040R00	108
TJ5F050R00	108
TJ5F063R00	108
TJ5F080R00	108
TJ5G040R00	109
TJ5G050R00	109
TJ5G063R00	109
TJ5G080R00	109
TJ5G100R00	109
TJ5J050R00	110
TJ5J063R00	110
TJ5J080R00	110
TJ5J100R00	110
TJ5J125R00	110
TJ6G050R00	109
TJ6G063R00	109
TJ6G080R00	109
TJ6G100R00	109
TJ6J063R00	110
TJ6J080R00	110
TJ6J100R00	110
TJ6J125R00	110
TJS BT40R HPC	625
TJS ER32R HPC	625
TJS GJET BT30	628
TJS GJET BT40	628
TJS GJET C5	629
TJS GJET C6	629
TJS GJET DIN69871 40	624
TJS GJET ER32	628
TJS GJET HSK A63	627
TJS GJET ST20	629
TJS HPC C6	626
TJS HPC DIN69871 40	627
TJS HPC ST20	626
TJS HSK A63R HPC	624
TJS M90 030	630

Designation Ref. de l'article	Page
TJS TSD DISPLAY	631
TKA0600R01	397
TKA0610R01	397
TKA0620R01	397
TKA0630R01	397
TKA0640R01	397
TKA0650R01	397
TKA0660R01	397
TKA0670R01	397
TKA0680R01	397
TKA0690R01	397
TKA0700R01	397
TKA0710R01	397
TKA0720R01	397
TKA0730R01	397
TKA0740R01	397
TKA0750R01	397
TKA0760R01	398
TKA0770R01	398
TKA0780R01	398
TKA0790R01	398
TKA0800R01	398
TKA0810R01	398
TKA0820R01	398
TKA0830R01	398
TKA0840R01	398
TKA0850R01	398
TKA0860R01	398
TKA0870R01	398
TKA0880R01	398
TKA0890R01	398
TKA0900R01	398
TKA0910R01	398
TKA0920R01	398
TKA0930R01	398
TKA0940R01	398
TKA0950R01	398
TKA0960R01	398
TKA0970R01	398
TKA0980R01	398
TKA0990R01	398
TKA1000R01	398
TKA1010R01	398
TKA1020R01	398
TKA1030R01	398
TKA1040R01	398
TKA1050R01	398
TKA1060R01	398
TKA1070R01	398
TKA1080R01	398
TKA1090R01	398
TKA1100R01	398

Designation Ref. de l'article	Page
TKA1110R01	398
TKA1120R01	398
TKA1130R01	398
TKA1140R01	398
TKA1150R01	398
TKA1160R01	398
TKA1170R01	399
TKA1180R01	399
TKA1190R01	399
TKA1200R01	399
TKA1210R01	399
TKA1220R01	399
TKA1230R01	399
TKA1240R01	399
TKA1250R01	399
TKA1260R01	399
TKA1270R01	399
TKA1280R01	399
TKA1290R01	399
TKA1300R01	399
TKA1310R01	399
TKA1320R01	399
TKA1330R01	399
TKA1340R01	399
TKA1350R01	399
TKA1360R01	399
TKA1370R01	399
TKA1380R01	399
TKA1390R01	399
TKA1400R01	399
TKA1410R01	399
TKA1420R01	399
TKA1430R01	399
TKA1440R01	399
TKA1450R01	399
TKA1460R01	399
TKA1470R01	399
TKA1480R01	399
TKA1490R01	399
TKA1500R01	399
TKA1510R01	399
TKA1520R01	399
TKA1530R01	399
TKA1540R01	399
TKA1550R01	399
TKA1560R01	399
TKA1570R01	399
TKA1580R01	399
TKA1590R01	400
TKA1600R01	400
TKA1610R01	400
TKA1620R01	400

INDEX / INDEX ALPHANUMÉRIQUE

Designation Ref. de l'article	Page
TKA1630R01	400
TKA1640R01	400
TKA1650R01	400
TKA1660R01	400
TKA1670R01	400
TKA1680R01	400
TKA1690R01	400
TKA1700R01	400
TKA1710R01	400
TKA1720R01	400
TKA1730R01	400
TKA1740R01	400
TKA1750R01	400
TKA1760R01	400
TKA1770R01	400
TKA1780R01	400
TKA1790R01	400
TKA1800R01	400
TKA1810R01	400
TKA1820R01	400
TKA1830R01	400
TKA1840R01	400
TKA1850R01	400
TKA1860R01	400
TKA1870R01	400
TKA1880R01	400
TKA1890R01	400
TKA1900R01	400
TKA1910R01	400
TKA1920R01	400
TKA1930R01	400
TKA1940R01	400
TKA1950R01	400
TKA1960R01	400
TKA1970R01	400
TKA1980R01	400
TKA1990R01	400
TKA2000R01	401
TKA2010R01	401
TKA2020R01	401
TKA2030R01	401
TKA2040R01	401
TKA2050R01	401
TKA2060R01	401
TKA2070R01	401
TKA2080R01	401
TKA2090R01	401
TKA2100R01	401
TKA2110R01	401
TKA2120R01	401
TKA2130R01	401
TKA2140R01	401

Designation Ref. de l'article	Page
TKA2150R01	401
TKA2160R01	401
TKA2170R01	401
TKA2180R01	401
TKA2190R01	401
TKA2200R01	401
TKA2210R01	401
TKA2220R01	401
TKA2230R01	401
TKA2240R01	401
TKA2250R01	401
TKA2260R01	401
TKA2270R01	401
TKA2280R01	401
TKA2290R01	401
TKA2300R01	401
TKA2310R01	401
TKA2320R01	401
TKA2330R01	401
TKA2340R01	401
TKA2350R01	401
TKA2360R01	401
TKA2370R01	401
TKA2380R01	401
TKA2390R01	401
TKA2400R01	401
TKA2410R01	401
TKA2420R01	402
TKA2430R01	402
TKA2440R01	402
TKA2450R01	402
TKA2460R01	402
TKA2470R01	402
TKA2480R01	402
TKA2490R01	402
TKA2500R01	402
TKA2510R01	402
TKA2520R01	402
TKA2530R01	402
TKA2540R01	402
TKA2550R01	402
TKA2560R01	402
TKA2570R01	402
TKA2580R01	402
TKA2590R01	402
TMA0600R01	397
TMA0610R01	397
TMA0620R01	397
TMA0630R01	397
TMA0640R01	397
TMA0650R01	397
TMA0660R01	397

Designation Ref. de l'article	Page
TMA0670R01	397
TMA0680R01	397
TMA0690R01	397
TMA0700R01	397
TMA0710R01	397
TMA0720R01	397
TMA0730R01	397
TMA0740R01	397
TMA0750R01	397
TMA0760R01	398
TMA0770R01	398
TMA0780R01	398
TMA0790R01	398
TMA0800R01	398
TMA0810R01	398
TMA0820R01	398
TMA0830R01	398
TMA0840R01	398
TMA0850R01	398
TMA0860R01	398
TMA0870R01	398
TMA0880R01	398
TMA0890R01	398
TMA0900R01	398
TMA0910R01	398
TMA0920R01	398
TMA0930R01	398
TMA0940R01	398
TMA0950R01	398
TMA0960R01	398
TMA0970R01	398
TMA0980R01	398
TMA0990R01	398
TMA1000R01	398
TMA1010R01	398
TMA1020R01	398
TMA1030R01	398
TMA1040R01	398
TMA1050R01	398
TMA1060R01	398
TMA1070R01	398
TMA1080R01	398
TMA1090R01	398
TMA1100R01	398
TMA1110R01	398
TMA1120R01	398
TMA1130R01	398
TMA1140R01	398
TMA1150R01	398
TMA1160R01	398
TMA1170R01	399
TMA1180R01	399

INDEX / INDEX ALPHANUMÉRIQUE

Designation Ref. de l'article	Page
TMA1190R01	399
TMA1200R01	399
TMA1210R01	399
TMA1220R01	399
TMA1230R01	399
TMA1240R01	399
TMA1250R01	399
TMA1260R01	399
TMA1270R01	399
TMA1280R01	399
TMA1290R01	399
TMA1300R01	399
TMA1310R01	399
TMA1320R01	399
TMA1330R01	399
TMA1340R01	399
TMA1350R01	399
TMA1360R01	399
TMA1370R01	399
TMA1380R01	399
TMA1390R01	399
TMA1400R01	399
TMA1410R01	399
TMA1420R01	399
TMA1430R01	399
TMA1440R01	399
TMA1450R01	399
TMA1460R01	399
TMA1470R01	399
TMA1480R01	399
TMA1490R01	399
TMA1500R01	399
TMA1510R01	399
TMA1520R01	399
TMA1530R01	399
TMA1540R01	399
TMA1550R01	399
TMA1560R01	399
TMA1570R01	399
TMA1580R01	399
TMA1590R01	400
TMA1600R01	400
TMA1610R01	400
TMA1620R01	400
TMA1630R01	400
TMA1640R01	400
TMA1650R01	400
TMA1660R01	400
TMA1670R01	400
TMA1680R01	400
TMA1690R01	400
TMA1700R01	400

Designation Ref. de l'article	Page
TMA1710R01	400
TMA1720R01	400
TMA1730R01	400
TMA1740R01	400
TMA1750R01	400
TMA1760R01	400
TMA1770R01	400
TMA1780R01	400
TMA1790R01	400
TMA1800R01	400
TMA1810R01	400
TMA1820R01	400
TMA1830R01	400
TMA1840R01	400
TMA1850R01	400
TMA1860R01	400
TMA1870R01	400
TMA1880R01	400
TMA1890R01	400
TMA1900R01	400
TMA1910R01	400
TMA1920R01	400
TMA1930R01	400
TMA1940R01	400
TMA1950R01	400
TMA1960R01	400
TMA1970R01	400
TMA1980R01	400
TMA1990R01	400
TMA2000R01	401
TMA2010R01	401
TMA2020R01	401
TMA2030R01	401
TMA2040R01	401
TMA2050R01	401
TMA2060R01	401
TMA2070R01	401
TMA2080R01	401
TMA2090R01	401
TMA2100R01	401
TMA2110R01	401
TMA2120R01	401
TMA2130R01	401
TMA2140R01	401
TMA2150R01	401
TMA2160R01	401
TMA2170R01	401
TMA2180R01	401
TMA2190R01	401
TMA2200R01	401
TMA2210R01	401
TMA2220R01	401

Designation Ref. de l'article	Page
TMA2230R01	401
TMA2240R01	401
TMA2250R01	401
TMA2260R01	401
TMA2270R01	401
TMA2280R01	401
TMA2290R01	401
TMA2300R01	401
TMA2310R01	401
TMA2320R01	401
TMA2330R01	401
TMA2340R01	401
TMA2350R01	401
TMA2360R01	401
TMA2370R01	401
TMA2380R01	401
TMA2390R01	401
TMA2400R01	401
TMA2410R01	401
TMA2420R01	402
TMA2430R01	402
TMA2440R01	402
TMA2450R01	402
TMA2460R01	402
TMA2470R01	402
TMA2480R01	402
TMA2490R01	402
TMA2500R01	402
TMA2510R01	402
TMA2520R01	402
TMA2530R01	402
TMA2540R01	402
TMA2550R01	402
TMA2560R01	402
TMA2570R01	402
TMA2580R01	402
TMA2590R01	402
TM-B5-KEY	493
TM-B5-SCR	493
TM-B6-KEY	493
TM-B6-SCR	493
TM-B7-KEY	493
TM-B7-SCR	493
TM-B8-KEY	493
TM-B8-SCR	493
TM-B9-KEY	493
TM-B9-SCR	493
TNA0600R01	397
TNA0650R01	397
TNA0680R01	397
TNA0700R01	397
TNA0750R01	397

INDEX / INDEX ALPHANUMÉRIQUE

Designation Ref. de l'article	Page
TNA0800R01	398
TNA0850R01	398
TNA0900R01	398
TNA0950R01	398
TNA1000R01	398
TNA1020R01	398
TNA1050R01	398
TNA1100R01	398
TNA1150R01	398
TNA1200R01	399
TNA1250R01	399
TNA1300R01	399
TNA1350R01	399
TNA1400R01	399
TNA1450R01	399
TNA1500R01	399
TNA1550R01	399
TNA1600R01	400
TNA1650R01	400
TNA1700R01	400
TNA1750R01	400
TNA1800R01	400
TNA1850R01	400
TNA1900R01	400
TNA1950R01	400
TNA2000R01	400
TNA2050R01	401
TNA2100R01	401
TNA2150R01	401
TNA2200R01	401
TNA2250R01	401
TNA2300R01	401
TNA2350R01	401
TNA2400R01	401
TNA2450R01	402
TNA2500R01	402
TNA2550R01	402
TNXN1207N0104	279
TOOL CLAMP 40 FIX	649
TOOL CLAMP 40 ROTARY	649
TOOL CLAMP 50 FIX	649
TOOL CLAMP 50 ROTARY	649
TPA0400R01	397
TPA0410R01	397
TPA0420R01	397
TPA0430R01	397
TPA0440R01	397
TPA0450R01	397
TPA0460R01	397
TPA0470R01	397
TPA0480R01	397
TPA0490R01	397

Designation Ref. de l'article	Page
TPA0500R01	397
TPA0510R01	397
TPA0520R01	397
TPA0530R01	397
TPA0540R01	397
TPA0550R01	397
TPA0560R01	397
TPA0580R01	397
TPA0590R01	397
TPA0600R01	397
TPA0610R01	397
TPA0620R01	397
TPA0630R01	397
TPA0640R01	397
TPA0650R01	397
TPA0660R01	397
TPA0670R01	397
TPA0680R01	397
TPA0690R01	397
TPA0700R01	397
TPA0710R01	397
TPA0720R01	397
TPA0730R01	397
TPA0740R01	397
TPA0750R01	397
TPA0760R01	398
TPA0770R01	398
TPA0780R01	398
TPA0790R01	398
TPA0800R01	398
TPA0810R01	398
TPA0820R01	398
TPA0830R01	398
TPA0840R01	398
TPA0850R01	398
TPA0860R01	398
TPA0870R01	398
TPA0880R01	398
TPA0890R01	398
TPA0900R01	398
TPA0910R01	398
TPA0920R01	398
TPA0930R01	398
TPA0940R01	398
TPA0950R01	398
TPA0960R01	398
TPA0970R01	398
TPA0980R01	398
TPA0990R01	398
TPA1000R01	398
TPA1010R01	398
TPA1020R01	398

Designation Ref. de l'article	Page
TPA1030R01	398
TPA1040R01	398
TPA1050R01	398
TPA1060R01	398
TPA1070R01	398
TPA1080R01	398
TPA1090R01	398
TPA1100R01	398
TPA1110R01	398
TPA1120R01	398
TPA1130R01	398
TPA1140R01	398
TPA1150R01	398
TPA1160R01	398
TPA1170R01	399
TPA1180R01	399
TPA1190R01	399
TPA1200R01	399
TPA1210R01	399
TPA1220R01	399
TPA1230R01	399
TPA1240R01	399
TPA1250R01	399
TPA1260R01	399
TPA1270R01	399
TPA1280R01	399
TPA1290R01	399
TPA1300R01	399
TPA1310R01	399
TPA1320R01	399
TPA1330R01	399
TPA1340R01	399
TPA1350R01	399
TPA1360R01	399
TPA1370R01	399
TPA1380R01	399
TPA1390R01	399
TPA1400R01	399
TPA1410R01	399
TPA1420R01	399
TPA1430R01	399
TPA1440R01	399
TPA1450R01	399
TPA1460R01	399
TPA1470R01	399
TPA1480R01	399
TPA1490R01	399
TPA1500R01	399
TPA1510R01	399
TPA1520R01	399
TPA1530R01	399
TPA1540R01	399

INDEX / INDEX ALPHANUMÉRIQUE

Designation Ref. de l'article	Page
TPA1550R01	399
TPA1560R01	399
TPA1570R01	399
TPA1580R01	399
TPA1590R01	400
TPA1600R01	400
TPA1610R01	400
TPA1620R01	400
TPA1630R01	400
TPA1640R01	400
TPA1650R01	400
TPA1660R01	400
TPA1670R01	400
TPA1680R01	400
TPA1690R01	400
TPA1700R01	400
TPA1710R01	400
TPA1720R01	400
TPA1730R01	400
TPA1740R01	400
TPA1750R01	400
TPA1760R01	400
TPA1770R01	400
TPA1780R01	400
TPA1790R01	400
TPA1800R01	400
TPA1810R01	400
TPA1820R01	400
TPA1830R01	400
TPA1840R01	400
TPA1850R01	400
TPA1860R01	400
TPA1870R01	400
TPA1880R01	400
TPA1890R01	400
TPA1900R01	400
TPA1910R01	400
TPA1920R01	400
TPA1930R01	400
TPA1940R01	400
TPA1950R01	400
TPA1960R01	400
TPA1970R01	400
TPA1980R01	400
TPA1990R01	400
TPA2000R01	401
TPA2010R01	401
TPA2020R01	401
TPA2030R01	401
TPA2040R01	401
TPA2050R01	401
TPA2060R01	401

Designation Ref. de l'article	Page
TPA2070R01	401
TPA2080R01	401
TPA2090R01	401
TPA2100R01	401
TPA2110R01	401
TPA2120R01	401
TPA2130R01	401
TPA2140R01	401
TPA2150R01	401
TPA2160R01	401
TPA2170R01	401
TPA2180R01	401
TPA2190R01	401
TPA2200R01	401
TPA2210R01	401
TPA2220R01	401
TPA2230R01	401
TPA2240R01	401
TPA2250R01	401
TPA2260R01	401
TPA2270R01	401
TPA2280R01	401
TPA2290R01	401
TPA2300R01	401
TPA2310R01	401
TPA2320R01	401
TPA2330R01	401
TPA2340R01	401
TPA2350R01	401
TPA2360R01	401
TPA2370R01	401
TPA2380R01	401
TPA2390R01	401
TPA2400R01	401
TPA2410R01	401
TPA2420R01	402
TPA2430R01	402
TPA2440R01	402
TPA2450R01	402
TPA2460R01	402
TPA2470R01	402
TPA2480R01	402
TPA2490R01	402
TPA2500R01	402
TPA2510R01	402
TPA2520R01	402
TPA2530R01	402
TPA2540R01	402
TPA2550R01	402
TPA2560R01	402
TPA2570R01	402
TPA2580R01	402

Designation Ref. de l'article	Page
TPA2590R01	402
TPC0600R01	397
TPC0650R01	397
TPC0680R01	397
TPC0700R01	397
TPC0750R01	397
TPC0800R01	398
TPC0850R01	398
TPC0900R01	398
TPC0950R01	398
TPC1000R01	398
TPC1020R01	398
TPC1050R01	398
TPC1100R01	398
TPC1150R01	398
TPC1200R01	399
TPC1250R01	399
TPC1270R01	399
TPC1300R01	399
TPC1350R01	399
TPC1400R01	399
TPC1450R01	399
TPC1500R01	399
TPC1550R01	399
TPC1590R01-C	426
TPC1600R01	400
TPC1650R01	400
TPC1690R01-C	426
TPC1700R01	400
TPC1750R01	400
TPC1790R01-C	426
TPC1800R01	400
TPC1850R01	400
TPC1890R01-C	426
TPC1900R01	400
TPC1950R01	400
TPC1990R01-C	426
TPC2000R01	401
TPC2050R01	401
TPC2090R01-C	426
TPC2100R01	401
TPC2150R01	401
TPC2190R01-C	426
TPC2200R01	401
TPC2250R01	401
TPC2290R01-C	426
TPC2300R01	401
TPC2350R01	401
TPC2390R01-C	426
TPC2400R01	401
TPC2450R01	402
TPC2490R01-C	426

INDEX / INDEX ALPHANUMÉRIQUE

Designation Ref. de l'article	Page
TPC2500R01	402
TPC2550R01	402
TPC2590R01	402
TPC2590R01-C	426
TPF0700R01	397
TPF0750R01	397
TPF0800R01	398
TPF0850R01	398
TPF0900R01	398
TPF0950R01	398
TPF1000R01	398
TPF1050R01	398
TPF1100R01	398
TPF1150R01	398
TPF1200R01	399
TPF1250R01	399
TPF1300R01	399
TPF1350R01	399
TPF1400R01	399
TPF1450R01	399
TPF1500R01	399
TPF1550R01	399
TPF1600R01	400
TPF1650R01	400
TPF1700R01	400
TPF1750R01	400
TPF1800R01	400
TPF1850R01	400
TPF1900R01	400
TPF1950R01	400
TPF2000R01	401
TPF2050R01	401
TPF2100R01	401
TPF2150R01	401
TPF2200R01	401
TPF2250R01	401
TPF2300R01	401
TPF2350R01	401
TPF2400R01	401
TPF2450R01	402
TPF2500R01	402
TPF2550R01	402
TPHT070304R-DT	481
TPHT070304R-ML	481
TPHT080305R-DT	481
TPHT080305R-ML	481
TPHT090305R-DT	483
TPHT090305R-ML	483
TPHT100305R-DT	483
TPHT100305R-ML	483
TPHT110405R-DT	483
TPHT110405R-ML	483
TPHT120405R-DT	483
TPHT120405R-ML	483
TPHT130408R-DT	484
TPHT130408R-ML	484
TR 22-46	635
TR 32-55	635
TR 40-80	635
TS 18041I/HG	428
TS 20043I/HG-P	481
TS 22052I/HG-P	428
TS 30B068I/HG	221
TS 35085I/HG	208
TS 35A088I/HG	54
TS 40178D25	416
TS 40198D28	416
TS 40210D3	416
TS 50230D3	416
TS 50250D35	416
TS 50A121I/HG	212
TS 50C130I/HG	147
TS 60265D4	416
TS 60285D42	416
TS 60320D5	416
TS 80340D6	416
TS40T098/HG-P	576
TS50T110/HG-P	576
TS60T130/HG-P	576
TSC 100 1.6 22A	155
TSC 100 2 22A	155
TSC 100 2.4 22K	156
TSC 100 3 22K	156
TSC 100 4 22K	156
TSC 125 1.6 27A	155
TSC 125 2 27A	155
TSC 125 2.4 32K	156
TSC 125 3 32K	156
TSC 125 4 32K	156
TSC 160 2.4 32K	156
TSC 160 3 40K	156
TSC 160 4 40K	156
TSC 40 1.6 PAR00	154
TSC 40 2.4 PAR00	154
TSC 50 1.6 PAR00	154
TSC 50 2.4 PAR00	154
TSC 50 3 PAR00	154
TSC 63 1.6 PAR00	154
TSC 63 2.4 PAR00	154
TSC 63 3 PAR00	154
TSC 75 1.6 22A	155
TSC 75 2 22A	155
T-W 3	279
TX07x90-B	232
TX08x90-B	24
TX09x90-B	118
TX10x90-B	30
TX15x90-B	22
TX20x90-B	110
TX25x90-B	224
TXPLUS06x90-B	23
TXPLUS07x90-B	52
TXPLUS08x90-B	70
UNHU040212R-HF	23
UNHU060320R-HF	25
UNHU090432R-HF	30
UNHU110640R-HF	32
UNHU140750R-HF	110
UNKT0502TR-HF	49
UNLU0402M0TR	257
UNLU0402M0TR-ML	257
UNLU0603M0TR	260
UNLU0603M0TR-ML	260
UNLU0603M0TR-MM	260
UNLU0904M0TR	263
UNLU0904M0TR-ML	263
UNLU0904M0TR-MM	263
UNLU1105M0TR	265
UNLU1105M0TR-ML	265
UNLV0603M0TR	270
UOMT0602TR	56
VJ5K050R00	120
VJ5K063R00	120
VJ5K080R00	120
VJ6K050R00	120
VJ6K063R00	120
VJ6K080R00	120
W XR D08-KEY	490
W XR D10-KEY	490
W XR D12-KEY	490
W032YFSA060	420
W032YFSA114	421
W032YFSA168	422
W032YGSA064	420
W032YGSA122	421
W032YGSA180	422
W032YHSA069	420
W032YHSA131	421
W032YHSA193	422
W032YJSA073	420
W032YJSA139	421
W032YJSA205	422
W040YKSA078	420
W040YKSA148	421
W040YKSA218	422
W040YLSA082	420

INDEX / INDEX ALPHANUMÉRIQUE

Designation Ref. de l'article	Page
W040YLSA156	421
W040YLSA230	422
W040YMSA086	420
W040YMSA164	421
W040YMSA242	422
W040YNSA091	420
W040YNSA173	421
W040YNSA255	422
W040YPSA095	420
W040YPSA181	421
W040YQSA099	420
W040YQSA189	421
W050YRSA104	420
W050YRSA198	421
W050YSSA111	420
W050YSSA211	421
WB32CP22SA030	635
WCNT060205FR-FL	267
WCNW060205TR	267
WFZ 6-C	279
WJ5D032R00	100
WJ5D040R00	100
WJ5D040R01	100
WJ5D050R00	100
WJ5D063R00	100
WJ5F040R00	101
WJ5F050R00	101
WJ5F063R00	101
WJ5F080R00	101
WJ5F100R00	101
WJ5F125R00	101
WJ6D040R00	100
WJ6D040R01	100
WJ6D050R00	100
WJ6D063R00	100
WJ6F050R00	101
WJ6F063R00	101
WJ6F080R00	101
WJ6F100R00	101
WJ6F125R00	101
WNCU04T302FN-P	44
WNCU04T304FN-P	44
WNCU04T308FN-P	44
WNCU060604FN-P	47
WNCU060608FN-P	47
WNCU060616FN-P	47
WNMU04T302N	44
WNMU04T304N	44
WNMU060604N	47
WNMU060608N	47
WRENCH COOL TUBE HSK 100	633
WRENCH COOL TUBE HSK 63	633

Designation Ref. de l'article	Page
WRENCH COOL TUBE HSK 80	633
WRENCH ER 16	643
WRENCH ER 20	643
WRENCH ER 25	643
WRENCH ER 32	643
WRENCH ER 40	643
WRENCH ER 50	643
WRENCH M10 SEMC 22	634
WRENCH M12 SEMC 27	634
WRENCH M16 SEMC 32	634
WRENCH M20 SEMC 40	634
WRENCH M24 SEMC 50	634
WRENCH M8 SEMC 16	634
WS 6	279
WS-0029	288
WS-0030	288
WS-0035	524
WS-0036	524
WS-0043	288
WS-0044	28
WS-0059	28
WS-0061	28
XEVT160504FR-P	73
XEVT160508FR-P	73
XEVT160512FR-P	73
XEVT160516FR-P	73
XEVT160520FR-P	73
XEVT160524FR-P	73
XEVT160530FR-P	73
XEVT160532FR-P	73
XEVT160540FR-P	73
XEVT160550FR-P	73
XLB08000R71	492
XLB09000R71	492
XLB10000R71	492
XLB11000R71	492
XLB11501R71	494
XLB12000R71	494
XLB12000R72	492
XLB13000R71	494
XLB13500R71	494
XLB13501R71	494
XLB14000R71	494
XLB15000R71	494
XLB16000R71	494
XLB16001R71	494
XLB17000R71	494
XLB18000R71	494
XLB19000R71	494
XLB20000R71	494
XLB20001R71	494
XLB21000R71	494

Designation Ref. de l'article	Page
XLB22000R71	494
XLB23000R71	494
XLB24000R71	494
XLB25000R71	494
XLB26000R71	494
XLB27000R71	494
XLB28000R71	494
XLB29000R71	494
XLB30000R71	494
XLB31000R71	494
XLB32000R71	494
XNL323-100	496
XNL323-101	496
XNL323-102	496
XNL323-103	496
XNL434-100	496
XNL434-101	496
XNL446-100	497
XNL446-101	497
XS0080028T1RB1	490
XS0080028T1RT1	491
XS0080044T1RB1	490
XS0080044T1RT1	491
XS1090032T1RB1	490
XS1090032T1RT1	491
XS1090050T1RB1	490
XS1090050T1RT1	491
XS2100035T2RB1	490
XS2100035T2RT1	491
XS2100055T2RB1	490
XS2100055T2RT1	491
XS3110039T2RB1	490
XS3110039T2RT1	491
XS3110061T2RB1	490
XS3110061T2RT1	491
XS4120042T2RB1	490
XS4120042T2RT1	491
XS4120066T2RB1	490
XS4120066T2RT1	491
XS5115030T3R01	493
XS5115050T3R01	493
XS5115077T3R01	493
XS5115117T3R01	493
XS6135034T3R01	493
XS6135057T3R01	493
XS6135089T3R01	493
XS6135137T3R01	493
XS7160041T4R01	493
XS7160070T4R01	493
XS7160110T4R01	493
XS7160171T4R01	493
XS8200051T4R01	493

INDEX / INDEX ALPHANUMÉRIQUE

Designation Ref. de l'article	Page
XS8200088T4R01	493
XS8200138T4R01	493
XS8200213T4R01	493
XS9250107U7R01	493
XS9250171U7R01	493
XS9250267U7R01	493
XS9254061U7R01	493
XSA08000R71	492
XSA09000R71	492
XSA10000R71	492
XSA11000R71	492
XSA11501R71	495
XSA12000R71	495
XSA12000R72	492
XSA13000R71	495
XSA13500R71	495
XSA13501R71	495
XSA14000R71	495
XSA15000R71	495
XSA16000R71	495
XSA16001R71	495
XSA17000R71	495
XSA18000R71	495
XSA19000R71	495
XSA20000R71	495
XSA20001R71	495
XSA21000R71	495
XSA22000R71	495
XSA23000R71	495
XSA24000R71	495
XSA25000R71	495
XSA26000R71	495
XSA27000R71	495
XSA28000R71	495
XSA29000R71	495
XSA30000R71	495
XSA31000R71	495
XSA32000R71	495
YCE434-001	136
YDA223L101	99
YDA223L114	99
YDA323L101	98
YDA323L104	98
YDA323L114	22
Z4MOD08SF065	561
Z4MOD08SF115	561
Z4MOD08SF165	561
Z4MOD08SK065	561
Z4MOD08SK115	561
Z4MOD08SK165	561
Z4MOD10SF065	561
Z4MOD10SF115	561

Designation Ref. de l'article	Page
Z4MOD10SF165	561
Z4MOD10SK065	561
Z4MOD10SK115	561
Z4MOD10SK165	561
Z4MOD12SF065	561
Z4MOD12SF115	561
Z4MOD12SF165	561
Z4MOD12SK065	561
Z4MOD12SK115	561
Z4MOD12SK165	561
Z4MOD16SB070	561
Z4MOD16SB095	561
Z4MOD16SB120	561
Z4MOD16SF065	561
Z4MOD16SF115	561
Z4MOD16SF165	561
Z4SM16SA023	559
Z4SM16SB023	559
Z4SM22SA016	559
Z4SM22SB016	559
Z4SM22UA150	560
Z4SM22UA200	560
Z4SM27SA020	559
Z4SM27SB020	559
Z4SM27UA200	560
Z4WBE06SA080	556
Z4WBE08SA080	556
Z4WBE08SB080	556
Z4WBE10SA080	556
Z4WBE10SB080	556
Z4WBE12SA080	556
Z4WBE12SB080	556
Z4WBE16SA080	556
Z4WBE16SB080	556
Z4WBE20SA090	556
Z4WBE20SB090	556
Z4WBE25SB100	556
Z4Z4SA050	557
Z4Z4SA050-01	557
Z4Z4SA075	557
Z4Z4SA100	557
Z4Z4SB050	557
Z4Z4SB075	557
Z4Z4SB100	557
Z4Z4SB125	557
Z5SM22SA030	559
Z5SM27SA030	559
Z5SM27UA200	560
Z5SM32SA030	559
Z5SM32UA200	560
Z5SM40SA030	559
Z5SM40UA200	560

Designation Ref. de l'article	Page
Z5WBE10SA080	556
Z5WBE12SA080	556
Z5WBE16SA080	556
Z5WBE20SA090	556
Z5WBE25SA100	556
Z5WBE32SA100	556
Z5Z4SA025	558
Z5Z4SA050	558
Z5Z4SA075	558
Z5Z4SA100	558
Z5Z4SB025	558
Z5Z4SB050	558
Z5Z4SB075	558
Z5Z4SB100	558
Z5Z5SA075	557
Z5Z5SA100	557
Z5Z5SA125	557
ZGM212R101	70
ZGM324R300	93
ZOMT09T304R	61
ZOMT130404R	67
ZOMT170508R	89
ZPHT060204R-DT	478
ZWB 12-3	639
ZWB 12-4	639
ZWB 12-5	639
ZWB 12-6	639
ZWB 12-8	639
ZWB 20-10	639
ZWB 20-12	639
ZWB 20-14	639
ZWB 20-16	639
ZWB 20-6	639
ZWB 20-8	639
ZWB 32-10	639
ZWB 32-12	639
ZWB 32-14	639
ZWB 32-16	639
ZWB 32-18	639
ZWB 32-20	639
ZWB 32-25	639
ZWB 32-6	639
ZWB 32-8	639

Notes

Notes

Notes

Notes

Notes

Notes

Notes

Notes

Notes

Notes

Notes

Notes

Notes

Notes

Notes

GENERAL TERMS OF SALE AND DELIVERY

Our services and deliveries are provided exclusively on the basis of our General Terms and Conditions of Business and Delivery. These are a component of the contract. They also apply to all future transactions in as far is these are of the same nature. The client confirms in the contractual declaration upon closing the contract that they have taken note of our General Terms and Conditions of Business and Delivery. The client confirms in the contractual declaration upon closing the contract that they agree to our General Terms and Conditions of Business and Delivery in the contract and their content.

Our General Terms and Conditions of Business and Delivery can be found on our website **https://www.ingersoll-imc.de/en** under the heading **'General Terms and Conditions'**. We also hereby offer to supply a print-out of our General Terms and Conditions of Business and Delivery.

CONDITIONS GENERALES DE VENTE

Nos prestations et livraisons sont uniquement effectuées sur la base de nos Conditions générales de vente et de livraison. Celles-ci font partie intégrante du contrat. Elles sont aussi valables pour toutes les opérations futures, dans la mesure où il s'agit d'opérations de même type. Par le biais de sa déclaration contractuelle à la conclusion du contrat, le client atteste avoir pris connaissance de nos Conditions générales de vente et de livraison. Par le biais de sa déclaration contractuelle à la conclusion du contrat, le client confirme avoir donné son consentement concernant l'intégration de nos Conditions générales de vente et de livraison dans le contrat ainsi que le contenu de celles-ci.

Nos Conditions générales de vente et de livraison peuvent être consultées sur notre site Internet **https://www.ingersoll-imc.fr/** à la rubrique « Conditions et Terms ». En outre, nous vous soumettons par la présente l'offre concernant l'envoi d'un exemplaire imprimé de nos Conditions générales de vente et de livraison.



Ingersoll Werkzeuge is present all over the world – at tool shows and congresses of the milling and machine tool industry as well as at house exhibitions of leading machine tool manufacturers.

To intensify the direct contact to our customers, we organize special seminars and application- specific training courses in our customer centers in Haiger and Horrheim/Germany and Rockford/USA.

Current dates and up-to-date information on our seminars are stated under: **www.ingersoll-imc.de** and **www.ingersoll-imc.com**







Ingersoll Werkzeuge GmbH est présent dans le monde entier lors de salons et congrès sur l'industrie du fraisage et de la machine-outil, ainsi qu'aux portes ouvertes des fabricants leader en machines.

Pour assurer les relations directes avec nos clients, nous organisons des séminaires et des formations sur des applications spécifi ques dans nos centres techniques de Haiger/Allemagne et Rockford/USA.

Les dates et informations utiles sur nos séminaires sont disponibles sur: **www.ingersoll-imc.fr**



Ingersoll is a worldwide operating manufacturer of milling, boring, threading and turning tools for demanding machining operations.

Our main production plants in Haiger and Horrheim in Germany as well as Rockford in the United States, supply customers all over the world. Experienced and well-trained representatives in over 45 countries ensure a network of on-site advice and assistance. Ingersoll's complete range of performance and service is available to our customers – all over the world.



Marketing Standort Haiger (Germany)





Marketing office Rockford (USA)

Ingersoll est un fabricant mondial d'outils coupants destinés aux opérations de fraisage et tournage.

Nos principaux sites de fabrication, à Haiger et à Horrheim en Allemagne ainsi qu'à Rockford aux USA, fournissent nos clients dans le monde entier. Dans plus de 45 pays, nos représentants expérimentés et formés à notre technologie, consituent un réseau d'assistance et de conseils sur site. La gamme complète de produits performants et services Ingersoll est accessible à nos clients - partout dans le monde.

Member IMC Group
Ingersoll
Cutting Tools

Order-Nr.: 3724528 / printed edition 03/2024
Subject to printing error or technical changes.
Sous réserve d'erreurs d'impression ou de modifications techniques.

Ingersoll Cutting Tools
Marketing & Technology

Germany / Allemagne
Ingersoll Werkzeuge GmbH

Kalteiche-Ring 21-25
35708 Haiger, Germany
Phone: +49 2773 742-0
Email: info@ingersoll-imc.de
Internet: www.ingersoll-imc.de

France
Ingersoll France

22, rue Albert Einstein
F-77420 CHAMPS-sur-MARNE
Téléphone: +33 164684536
E-Mail: info@ingersoll-imc.fr
Site web: www.ingersoll-imc.fr



www.ingersoll-imc.de