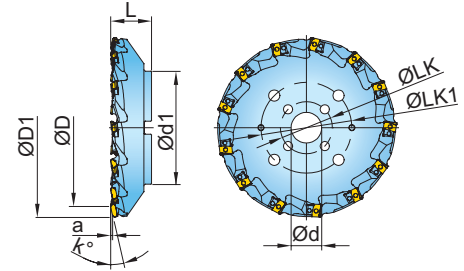


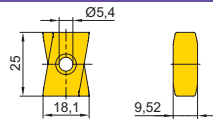
SOMAX™ PLANFRÄSER SP2L_R

FRÄSERAUFNAHME NACH DIN 8030

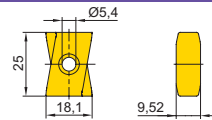


Artikel-Nr.	D	D1	d	d1	LK	LK1	L	κ	a	Z	kg
SP2L100R00	100	138,5	32	90	-	-	50	13	3,5	5	2,80
SP2L125R00	125	163,5	40	100	-	-	63	13	3,5	6	4,80
SP2L160R00	160	198,3	40	130	66,7	-	63	13	3,5	7	7,20
SP2L200R00	200	238,3	60	160	101,6	-	63	13	3,5	9	9,90
SP2L250R00	250	288,3	60	221	101,6	-	63	13	3,5	11	15,50
SP2L315R00	315	353,3	60	221	101,6	177,8	80	13	3,5	13	27,70

DPM436R105



DPM436R105T11



Artikel-Nr.	Ausführung	Qualität	IN2005	IN2015	IN2030	IN6530				
DPM436R105	positive Geometrie									
DPM436R105T11	positive Geometrie, gefast									

● = P ● = M ● = K ● = N ● = S ● = H

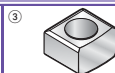
ZUBEHÖR



SM50-160-10



DS-T20S



PAR0629

① = Spannschraube ② = Schraubendreher ③ = Anlageklötzchen